



Mandviwalla MAUSER Plastic Industries Limited

April 30, 2024

The General Manager,
Pakistan Stock Exchange Limited,
Stock Exchange Building,
Stock Exchange Road,
Karachi.

Subject: Financial Results for Half Year Ended December 2023 & Quarterly September 2023

Dear Sir,



We have to inform you that the Board of Directors of our Company at its meeting held on April 30, 2023, at 12:00 noon, at its registered office situated at Mandviwalla Building, Old Queens Road, Karachi, recommended the following:

Half Yearly Financial Statements (reviewed) for the period ended 31 December 2023 & Quarterly 30-September 2023

(i)	CASH DIVIDEND	NIL
(ii)	BONUS SHARES	NIL
(iii)	RIGHT SHARES	NIL
(iv)	ANY OTHER ENTITLEMENT / CORPORATE ACTION	NIL

The financial results of the Company are attached

Yours Sincerely,

Hina Ambreen
Company Secretary


Head Office : Mandviwalla Building, Old Queens Road, Karachi-74000 Pakistan.
Factory : A-79/B, Eastern Industrial Zone, Port Qasim Authority, Karachi
Factory Uthal : C-5, Uthal Industrial Estate, Uthal Baluchistan, Pakistan.
Phone No. : (92-21) 32441116-9 (4 Lines) Fax : (92-21) 32441276
E-Mail : mmpil@cyber.net.pk Website : www.mandviwallamauser.com



Financial Result - MANDVIWALLA MASUSER Plastic Industries Limited
CONDENSED INTERIM STATEMENT OF PROFIT OR LOSS ACCOUNT (UNAUDITED)
FOR THE HALF YEAR ENDED DECEMBER 31, 2023

	Note	Half year Ended		Quarter Ended	
		December 31, 2023' Rupees	December 31, 2022' Rupees	December 31, 2023' Rupees	December 31, 2022' Rupees
Sales - Gross		614,532,497	300,313,420	345,002,095	149,042,328
Less: Sales tax		(81,251,786)	(40,560,405)	(47,887,184)	(19,854,883)
Sales - net		533,280,711	259,753,015	297,114,911	129,187,445
Cost of goods sold	7	452,063,348	229,330,803	254,081,710	104,842,937
Gross profit / (loss)		81,217,363	30,422,212	43,033,201	24,344,508
Operating expenses					
Administrative expenses		13,075,668	4,934,753	8,301,850	2,375,489
Selling and distribution expenses		7,910,466	6,020,847	3,464,100	3,441,347
		(20,986,134)	(10,955,600)	(11,765,950)	(5,816,836)
Other income		-	-	-	-
Operating profit/(loss)		60,231,229	19,466,612	31,267,251	18,527,672
Financial and other charges		(9,915,104)	(4,451,115)	(4,772,034)	(2,980,625)
Profit/(loss) before taxation		50,316,125	15,015,497	26,495,217	15,547,047
Taxation		(8,553,741)	(3,246,913)	(1,645,678)	(1,614,843)
Profit/(loss) after taxation		41,762,384	11,768,584	24,849,539	13,932,204
Earnings per share - basic		1.45	0.41	0.86	0.48

The annexed notes form an integral part of this condensed interim financial statements



MANDVIWALLA MAUSER PLASTIC INDUSTRIES LIMITED

PROFIT AND LOSS ACCOUNT (UNAUDITED)
AS AT SEPTEMBER 30, 2023

	Note	Sept. 30 2023 Rupees	Sept. 30 2022 Rupees
Sales - net		236,165,800	130,565,570
Cost of goods sold	7	(197,981,638)	(124,487,866)
Gross profit		38,184,162	6,077,704
Operating expenses			
Administrative expenses		4,773,818	2,559,264
Selling and distribution expenses		4,446,366	2,579,500
		(9,220,184)	(5,138,764)
Operating profit/(loss)		28,963,978	938,940
Other income		-	-
		28,963,978	938,940
Financial and other charges		(5,143,070)	(1,470,491)
Profit/(loss) before taxation		23,820,908	(531,551)
Taxation		(6,908,063)	(1,632,070)
Profit/(loss) after taxation		16,912,845	(2,163,621)
Earnings per share - basic		0.06	(0.01)

The annexed notes form an integral part of these accounts.

