



ABL Income Fund

# Nine Months Report

CONDENSED INTERIM FINANCIAL INFORMATION  
FOR THE NINE MONTHS ENDED MARCH 31, 2021



ABL Asset Management

Discover the potential

# CONTENTS

---

Fund's Information	2
Report of the Directors of the Management Company	3
Condensed Interim Statement of Assets and Liabilities	6
Condensed Interim Income Statement (Un-audited)	7
Condensed Interim Statement of Comprehensive Income (Un-audited)	8
Condensed Interim Statement of Movement in Unit Holders' Fund (Un-audited)	9
Condensed Interim Cash Flow Statement (Un-audited)	10
Notes to and Forming Part of the Condensed Interim Financial Information (Un-audited)	11
Report of the Directors of the Management Company (Urdu Version)	24

## FUND'S INFORMATION

<b>Management Company:</b>	ABL Asset Management Company Limited Plot/Building # 14, Main Boulevard, DHA, Phase - VI, Lahore - 54810	
<b>Board of Directors</b>	Shiekh Mukhtar Ahmed Mr. Mohammad Naeem Mukhtar Mr. Mohammad Waseem Mukhtar Mr. Aizid Razzaq Gill Mrs. Saira Shahid Hussain Mr. Pervaiz Iqbal Butt Mr. Mohammad Kamran Shahzad Mr. Aleeh Khalid Ghaznavi	Chairman Non-Executive Director Non-Executive Director Non-Executive Director Non-Executive Director Independent Director Independent Director Chief Executive Officer
<b>Audit Committee:</b>	Mr. Muhammad Kamran Shehzad Mr. Muhammad Waseem Mukhtar Mr. Pervaiz Iqbal Butt	Chairman Member Member
<b>Human Resource and Remuneration Committee</b>	Mr. Muhammad Waseem Mukhtar Mr. Pervaiz Iqbal Butt Mr. Aleeh Khalid Ghaznavi Mr. Muhammad Kamran Shehzad	Chairman Member Member Member
<b>Chief Executive Officer of The Management Company:</b>	Mr. Aleeh Khalid Ghaznavi	
<b>Chief Financial Officer &amp; Company Secretary:</b>	Mr. Saqib Matin	
<b>Chief Internal Auditor:</b>	Mr. Kamran Shehzad	
<b>Trustee:</b>	Central Depository Company of Pakistan Limited CDC-House, Shahrah-e-Faisal, Karachi	
<b>Bankers to the Fund:</b>	Allied Bank Limited Bank Al-Falah Limited United Bank Limited Habib Bank Limited	
<b>Auditor:</b>	M/s. Yousuf Adil Chartered Accountants 134-A, Abubakar Block New Garden Town, Lahore.	
<b>Legal Advisor:</b>	Ijaz Ahmed & Associates Advocates & Legal Consultants No. 7, 11th Zamzama Street, Phase V DHA Karachi.	
<b>Registrar:</b>	ABL Asset Management Company Limited. L - 48, Defence Phase - VI, Lahore - 74500	

## **REPORT OF THE DIRECTORS OF THE MANAGEMENT COMPANY**

The Board of Directors of ABL Asset Management Company Limited, the management company of ABL Income Fund (ABL-IF), is pleased to present the Condensed Interim Financial Statements (un-audited) of ABL Income Fund for the nine months ended March 31, 2021.

### **ECONOMIC PERFORMANCE REVIEW**

During the period, average CPI has been reached to ~8.35%YoY compared to ~11.53%YoY in the same period last year (SPLY). Though inflation appeared lower predominantly on the back of higher base effect, the monthly inflation kept on rising (~8.46% in cumulative vs ~8.04% in the SPLY) amid higher commodity, transport, and electricity prices. The food, Housing, and transport indices represented a cumulative increase of ~9.38%, ~9.12%, and ~15.83%, respectively. Moving ahead, the average inflation for FY21 is reckoned to settle at 9.2%YoY, slightly above the upper limit of the SBP's target range of 7%-9%.

On balance of payment (BOP) front, Pakistan posted a current account surplus of USD 881 million for 8MFY21 compared to a deficit of ~USD 2.74 billion during the SPLY. Pakistan exported goods & services worth of ~USD 19.88 billion for 8MFY21 compared to ~USD 20.25 billion in SPLY. On the other hand, Pakistan imported goods & services worth ~USD 37.30 billion in 8MFY21 compared to ~USD 35.72 billion in SPLY. This increase in imports is led by higher commodity prices and revival in economic activity. Overall trade deficit increased by 12.64%YoY during the 8MFY21 compared to SPLY. This increase in imports is offset by increased remittances. In aggregate, remittances for the 8MFY21 arrived at ~USD 18.74 billion compared to ~USD 15.10 billion during 8MFY20. Foreign exchange reserves, at SBP, stood at ~USD 13.30 billion, as of April 1st 2021, providing a total import cover of ~3.03 months.

On the fiscal side, FBR managed to collect ~PKR 3.40 trillion for 9MFY21, overshooting the target of PKR ~3.30 trillion for the period by ~PKR 106 billion.

### **MUTUAL FUND INDUSTRY REVIEW**

Total assets under management (AUMs) of the open-end mutual fund industry posted an immense growth of 25% during 8MFY21 (from PKR 788 billion to PKR 982 billion), mainly on account of substantial flows in equity market funds due to insatiable appetite for risky asset class amid revival of economic activities in the country. Equity market funds, including conventional and Islamic, witnessed huge growth of 40% to close the period at PKR 240 billion. Similarly, total money market and fixed income funds' AUMs swelled by 25% and 24% to PKR 396 billion and PKR 238 billion, respectively.

### **MONEY MARKET REVIEW**

During the period under review secondary market yields throughout the curve shifted upwards. The yield movement was primarily driven by higher than expected headline CPI amid extraordinary increase in food prices & electricity & gas tariff adjustments. Furthermore, the drastic reduction in COVID19 cases, roll out of vaccinations had an upwards impact on yields. While the secondary market yields continued to rise State Bank of Pakistan in its monetary policies announced during the period emphasized on continuity & stability of current policy. SBP in its monetary policy in Jan'21 where the macroeconomic indicators were highlighted including strong recovery in LSM growth rate and improvements in external account position amid strong remittances during the period under review. The committee highlighted that the

pressure on headline CPI is mainly caused by sharp increase in food items whereas core inflation continues to remain between 6% – 7%. For the first time ever, MPC provided the market with forward guidance indicating that there will be no changes in interest rates in medium term horizon.

During the period, T-bill cut off yields increased sharply with 3M, 6M and 12M increased from 6.75%, 7.05% and 7.10% to 7.58%, 7.79% and 7.80% respectively at the end of Mar'21. Similar movements were witnessed in PIB auction where the cut off yields settled at 9.41%, 9.90% & 10.2890% for 3Y, 5Y & 10Y respectively. During the first 6MFY21, market witnessed a deadlock between the cut off yield announcement and market participation resulting in continuous rejection of bids by MoF. The deadlock finally ended in Jan'21 with MoF announcing the cut off yields based on market's interest. This resulted in a substantial increase in PIB cut off yields which further impacted the secondary market yields resulting in widening of yield spread to policy rate. Consequently, the 6M KIBOR rates also increased by nearly 57 & 63 bps from June & Dec 2020 respectively to close at 7.88% at Mar end.

During the period under review SBP continued with frequent open market operations (OMOs), at the end of Mar 2021 SBP remained a net lender of approx. PKR 1.7 trillion.

## **AUDITORS**

M/s. Yousuf Adil (Chartered Accountants), have been appointed as auditors for the year ending June 30, 2021 for ABL Income Fund (ABL-IF).

## **FUND STABILITY RATING**

On December 31, 2020: VIS Credit Rating Company Limited (VIS) has upgraded the Fund Stability Rating (FSR) of ABL Income Fund (ABL IF) to 'A+ (f)' (Single A plus (f)) from 'A (f)' (Single A (f)).

## **MANAGEMENT QUALITY RATING**

On December 31, 2020: VIS Credit Rating Company Limited (VIS) has maintained the Management Quality Rating (MQR) of ABL Asset Management Company (ABL AMC) at 'AM2++' (AM-Two-Double Plus). Outlook on the assigned rating has been revised from 'Stable' to 'Positive'.

## **FUTURE OUTLOOK**

State Bank of Pakistan is expected to continue with fortnightly T-bills auctions where the yields are expected to remain on the higher side. On the PIBs front, the market is set to encounter significant maturities to the extent of PKR 2,870 million during the month of April 2021.

There is also a significant shift in issuance trend of Banking TFCs for capital requirements. Issuance of Tier I instruments & maturities of Tier II instruments have reduced the overall float of investable banking instruments in the market. ABL Income Fund will continue to build a Tier II banking instrument portfolio from the issues currently available in the market.

Furthermore, ABL Income Fund will continue to generate alpha through investment in MTS & Ready Future placements.

Apart from the above mentioned asset classes, the fund will continue to maintain majority exposure in long term bank deposit deals to reduce the overall volatility in funds return.

## **ACKNOWLEDGEMENT**

We thank our valued investors who have placed their confidence in us. The Board is also thankful to Securities & Exchange Commission of Pakistan, the Trustee (Central Depository Company of Pakistan Limited) and the management of Pakistan Stock Exchange Limited for their continued guidance and support. The Directors also appreciate the efforts put in by the management team.

For & on behalf of the Board



**Director**



**Alee Khalid Ghaznavi  
Chief Executive Officer**

**Lahore, April 12, 2021**

**ABL INCOME FUND**  
**CONDENSED INTERIM STATEMENT OF ASSETS AND LIABILITIES**  
**AS AT MARCH 31, 2021**

		(Un-audited) March 31, 2021	(Audited) June 30, 2020
Note		(Rupees in '000)	
<b>Assets</b>			
	Bank balances	4 4,625,337	103,320
	Investments	5 852,834	1,370,154
	Receivable against Margin Trading System	350,392	-
	Interest / profit accrued	28,242	27,400
	Receivable against sale of units	5,193	-
	Receivable against sale of investments	113,350	-
	Deposits, prepayments and other receivable	177,119	43,072
	<b>Total assets</b>	6,152,467	1,543,946
<b>Liabilities</b>			
	Payable to ABL Asset Management Company Limited - Management Company	6 28,039	28,050
	Payable to the Central Depository Company of Pakistan Limited - Trustee	232	129
	Payable to the Securities and Exchange Commission of Pakistan	217	344
	Payable against redemption of units	107,309	55
	Dividend payable	-	2
	Accrued expenses and other liabilities	7 6,382	24,433
	<b>Total liabilities</b>	142,179	53,013
<b>NET ASSETS</b>		<u>6,010,288</u>	<u>1,490,933</u>
<b>UNIT HOLDERS' FUND (AS PER STATEMENT ATTACHED)</b>		<u>6,010,288</u>	<u>1,490,933</u>
<b>CONTINGENCIES AND COMMITMENTS</b>		8	
		----- (Number of units) -----	
<b>NUMBER OF UNITS IN ISSUE</b>		<u>579,436,478</u>	<u>147,895,943</u>
		----- (Rupees)-----	
<b>NET ASSET VALUE PER UNIT</b>		<u>10.3726</u>	<u>10.0810</u>

The annexed notes 1 to 15 form an integral part of these condensed interim financial statements.

**For ABL Asset Management Company Limited**  
**(Management Company)**



**Chief Financial Officer**



**Chief Executive Officer**




**Director**


**ABL INCOME FUND**  
**CONDENSED INTERIM INCOME STATEMENT (UN-AUDITED)**  
**FOR THE NINE MONTHS AND QUARTER ENDED MARCH 31, 2021**

		For the Nine Months ended March 31,		For the Quarter ended March 31,		
		2021	2020	2021	2020	
Note		----- (Rupees in '000) -----				
<b>Income</b>						
	Income from government securities	35,836	55,484	8,101	22,990	
	Income from commercial papers	3,158	396	1,083	-	
	Income from term finance certificates and sukuk	22,602	60,513	7,585	19,001	
	Income from marginal trading system	711	-	711	-	
	Income from letter of placement	548	-	548	-	
	Profit on savings accounts	23,899	65,069	16,262	7,962	
	Other income	720	-	-	-	
		87,474	181,462	34,290	49,953	
	(Loss) / gain on sale of investments - net	(23,021)	25,074	(4,813)	7,603	
	Net unrealised appreciation on re-measurement of investments					
	classified as 'financial assets at fair value through profit or loss' - net	5.8	5,214	3,783	2,995	13,138
			(17,807)	28,857	(1,818)	20,741
<b>Total Income</b>		69,667	210,319	32,472	70,694	
<b>Expenses</b>						
	Remuneration of ABL Asset Management Company Limited					
	- Management Company	6.1	14,278	19,801	4,503	5,621
	Punjab sales tax on the Management Company's remuneration	6.2	2,284	3,168	720	899
	Accounting and operational charges	6.4	838	3,260	186	374
	Selling and marketing expense	6.5	3,353	5,279	747	1,498
	Remuneration of Central Depository Company of Pakistan					
	Limited - Trustee		813	996	324	281
	Sindh sales tax on remuneration of the Trustee		106	130	42	37
	Annual fee to the Securities and Exchange Commission of					
	Pakistan Limited		217	264	87	75
	Securities transaction costs		1,731	1,431	1,136	504
	Bank charges		110	56	-	10
	Auditors' remuneration		392	574	129	134
	Printing charges		75	150	25	50
	Legal and professional charges		-	90	-	-
	Annual listing fee		21	21	7	7
	Annual rating fee		235	235	77	78
<b>Total operating expenses</b>			24,453	35,455	7,983	9,568
<b>Net income for the period before taxation</b>			45,214	174,864	24,489	61,126
	Taxation	9	-	-	-	-
<b>Net income for the period after taxation</b>			45,214	174,864	24,489	61,126
<b>Earnings per unit</b>		10				
<b>Allocation of net income for the period:</b>						
	Net income for the period after taxation		45,214	174,864	24,489	61,126
	Income already paid on units redeemed		(7,618)	(51,588)	(5,639)	(29,138)
			37,596	123,276	18,850	31,988
<b>Accounting income available for distribution:</b>						
	-Relating to capital gains		-	28,857	-	20,741
	-Excluding capital gains		37,596	94,419	18,850	11,247
			37,596	123,276	18,850	31,988

The annexed notes 1 to 15 form an integral part of these condensed interim financial statements.

**For ABL Asset Management Company Limited**  
**(Management Company)**

  
**Chief Financial Officer**

  
**Chief Executive Officer**

  
**Director**



**ABL INCOME FUND**  
**CONDENSED INTERIM STATEMENT OF COMPREHENSIVE INCOME (UN-AUDITED)**  
**FOR THE NINE MONTHS ENDED MARCH 31, 2021**

	2021	2020
	----- (Rupees in '000) -----	
<b>Net income for the period after taxation</b>	45,214	174,864
Other comprehensive income for the period	-	-
<b>Total comprehensive income for the period</b>	<u><u>45,214</u></u>	<u><u>174,864</u></u>

The annexed notes 1 to 15 form an integral part of these condensed interim financial statements.

**For ABL Asset Management Company Limited**  
**(Management Company)**



Chief Financial Officer



Chief Executive Officer




Director


**ABL INCOME FUND**  
**CONDENSED INTERIM STATEMENT OF MOVEMENT IN UNIT HOLDERS' FUND (UN-AUDITED)**  
**FOR THE NINE MONTHS ENDED MARCH 31, 2021**


	2021			2020		
	Capital Value	Un-distributed income	Total	Capital Value	Un-distributed income	Total
	(Rupees in '000)					
Net assets at the beginning of the period (audited)	1,467,105	23,828	1,490,933	1,670,335	22,566	1,692,901
Issue of 532,478,573 (2020: 96,527,196) units						
Capital value (at net asset value per unit at the beginning of the period)	5,367,895	-	5,367,895	972,194	-	972,194
Element of income	139,945	-	139,945	31,851	-	31,851
Total proceeds on issuance of units	5,507,840	-	5,507,840	1,004,045	-	1,004,045
Redemption of 100,938,038 (2020: 130,805,862) units						
Capital value (at net asset value per unit at the beginning of the period)	1,017,552	-	1,017,552	1,317,439	-	1,317,439
Element of loss	8,529	7,618	16,147	11,207	51,588	62,795
Total payments on redemption of units	1,026,081	7,618	1,033,699	1,328,646	51,588	1,380,234
Total comprehensive income for the period	-	45,214	45,214	-	174,864	174,864
Net assets at the end of the period (un-audited)	5,948,864	61,424	6,010,288	1,345,734	145,842	1,491,576
Undistributed income brought forward						
- Realised income		18,096			35,522	
- Unrealised income / (loss)		5,732			(12,956)	
		23,828			22,566	
Accounting income available for distribution						
-Relating to capital gains		-			28,857	
-Excluding capital gains		37,596			94,419	
		37,596			123,276	
Undistributed income carried forward		61,424			145,842	
Undistributed income carried forward						
-Realised income		56,210			142,059	
-Unrealised income		5,214			3,783	
		61,424			145,842	
		Rupees			Rupees	
Net assets value per unit at beginning of the period		10.0810			10.0717	
Net assets value per unit at end of the period		10.3726			11.1473	

The annexed notes 1 to 15 form an integral part of these condensed interim financial statements.

**For ABL Asset Management Company Limited  
(Management Company)**

  
Chief Financial Officer

  
\_\_\_\_\_  
**Chief Executive Officer**


  
\_\_\_\_\_  
**Director**


**ABL INCOME FUND**  
**CONDENSED INTERIM CASH FLOW STATEMENT (UN-AUDITED)**  
**FOR THE NINE MONTHS ENDED MARCH 31, 2021**


	2021	2020
Note	----- (Rupees in '000) -----	
<b>CASH FLOWS FROM OPERATING ACTIVITIES</b>		
Net income for the period before taxation	45,214	174,864
<b>Adjustments:</b>		
Income from government securities	(35,836)	(55,484)
Income from commercial papers	(3,158)	-
Income from term finance certificates and sukuk	(22,602)	(60,513)
Income from marginal trading system	(711)	-
Income from letter of placement	(548)	-
Profit on savings accounts	(23,899)	(65,069)
Unrealised diminution on re-measurement of investments classified as financial assets at fair value through profit or loss - net	(5,214)	(3,783)
	(91,968)	(184,849)
<b>Decrease / (increase) in assets</b>		
Deposits, prepayments and other receivable	(134,047)	(6,285)
<b>Increase / (decrease) in liabilities</b>		
Payable to ABL Asset Management Company Limited - Management Company	(11)	7,335
Payable to the Central Depository Company of Pakistan Limited - Trustee	103	(115)
Payable to the Securities and Exchange Commission of Pakistan	(127)	(1,270)
Dividend payable	(2)	(1)
Accrued expenses and other liabilities	(18,051)	(5,254)
	(18,088)	695
Income received from government securities	52,230	67,676
Income received from commercial papers	3,158	-
Income received from term finance certificates / sukuk certificates	17,550	53,546
Income received from marginal trading system	75	-
Income received from letter of placement	548	-
Profit received on savings accounts	12,351	72,026
Net amount (paid) / received on purchase and sale of investments	204,566	(94,488)
<b>Net cash flow generated from operating activities</b>	91,589	83,185
<b>CASH FLOWS FROM FINANCING ACTIVITIES</b>		
Amount received on issuance of units	5,502,647	1,004,045
Amount paid on redemption of units	(926,445)	(1,381,583)
<b>Net cash generated from / (used in) financing activities</b>	4,576,202	(377,538)
<b>Net increase in cash and cash equivalents during the period</b>	4,667,791	(294,353)
Cash and cash equivalents at the beginning of the period	103,320	642,683
<b>Cash and cash equivalents at the end of the period</b>	4,771,111	348,330

The annexed notes 1 to 15 form an integral part of these condensed interim financial statements.

**For ABL Asset Management Company Limited**  
**(Management Company)**

  
**Chief Financial Officer**

  
**Chief Executive Officer**

  
**Director**

## **ABL INCOME FUND**

### **NOTES TO AND FORMING PART OF THE CONDENSED INTERIM FINANCIAL STATEMENTS (UN-AUDITED) FOR THE NINE MONTHS ENDED MARCH 31, 2021**

#### **1 LEGAL STATUS AND NATURE OF BUSINESS**

- 1.1** ABL Income Fund (the Fund) is an open ended mutual fund constituted under a Trust Deed entered into on June 16, 2008 between ABL Asset Management Company as the Management Company and Central Depository Company of Pakistan Limited as the Trustee. The Trust Deed has been revised through the Deed of Change of Trustee and the First and Second Supplemental Trust Deeds dated September 30, 2010 and July 29, 2011 respectively with the approval of the Securities and Exchange Commission of Pakistan (SECP). Furthermore, the Offering Document of the Fund has been revised through the First, Second, Third and Fourth Supplements dated November 1, 2010, September 20, 2011, December 20, 2011, and July 30, 2013 respectively with the approval of the Securities and Exchange Commission of Pakistan (SECP). The Securities and Exchange Commission of Pakistan (SECP) authorised constitution of the Trust Deed vide letter no. NBFC - II/VS/ ABL/ 447/ 2008 dated June 06, 2008 in accordance with the requirement of the Non-Banking Finance Companies and Notified Entities Regulation, 2008.

The Management Company of the Fund has been licensed to act as an Asset Management Company under the Non-Banking Finance Companies (Establishment and Regulation) Rules, 2003 (the NBFC Rules) through a certificate of registration issued by the SECP. The registered office of the Management Company is situated at Plot No. 14, Main Boulevard, DHA Phase 6, Lahore. The Management Company is a member of the Mutual Funds Association of Pakistan (MUFAP).

- 1.2** The Fund has been categorised as an open ended income scheme by the Board of Directors of the Management Company pursuant to the provisions contained in Circular 7 of 2009 and is listed on the Pakistan Stock Exchange Limited. The units of the Fund were initially offered for public subscription at a par value of Rs 10 per unit. Thereafter, the units are being offered for public subscription on a continuous basis from September 20, 2008 and are transferable and redeemable by surrendering them to the Fund.
- 1.3** The objective of the Fund is to earn superior risk adjusted rate of return by investing in a blend of short, medium and long-term instruments, both within and outside Pakistan which the Fund aims to deliver mainly by investing in government securities, cash in bank accounts, money market placements, deposits, certificates of deposits, term deposit receipts, commercial papers, reverse repo, term finance certificates / sukuks, marginal trading system, spread transactions other absolute return instruments that may be allowed by the SECP. The investment objectives and policies are explained in the Fund's offering document.
- 1.4** The VIS Credit Rating Company Limited has determined the asset manager rating of the Management Company of AM2++ (2019: AM2++ on December 31, 2019) on March 31, 2021. The rating reflects the Company's experienced management team, structured investment process and sound quality of systems and processes. Furthermore, VIS Credit Rating Company Limited has upgraded the stability rating of the Fund to "A+(f)" (2019: "A(f)" on January 20, 2020) on March 31, 2021.
- 1.5** The title to the assets of the Fund's held in the name of the Central Depository Company of Pakistan Limited as the Trustee of the Fund.
- 1.6** During the current period, the Trust Act, 1882 has been repealed due to promulgation of provincial trust acts as empowered under the Eighteenth Amendment to the Constitution of Pakistan. Various new requirements including registration and annual renewal requirements under the relevant trust acts have been introduced. The Management Company in consultation with the MUFAP and the Trustee is currently deliberating upon the requirements of the newly enacted provincial trust acts and their implication on the Fund.

#### **2 STATEMENT OF COMPLIANCE**

These condensed interim financial statements have been prepared in accordance with the accounting and reporting standards as applicable in Pakistan for interim financial reporting. The accounting and reporting standards applicable in Pakistan for interim financial reporting comprise of:

- International Accounting Standard (IAS) 34, Interim Financial Reporting, issued by the International Accounting Standards Board (IASB) as notified under the Companies Act, 2017;
- Provisions of and directives issued under the Companies Act, 2017 along with part VIIIA of the repealed Companies Ordinance, 1984; and
- the Non-Banking Finance Companies (Establishment and Regulation) Rules, 2003 (the NBFC Rules), the Non-Banking Finance Companies and Notified Entities Regulations, 2008 (the NBFC Regulations) and the requirements of the Trust Deed.

Where provisions of and directives issued under the Companies Act, 2017, part VIIIA of the repealed Companies Ordinance 1984, the NBFC Rules, the NBFC Regulations and the requirements of the Trust Deed differ with the requirements of IAS 34, the provisions of and directives issued under the Companies Act, 2017, part VIIIA of the repealed Companies Ordinance 1984, the NBFC Rules, the NBFC Regulations and the requirements of the Trust Deed have been followed.

The disclosures made in these condensed interim financial statements have, however, been limited based on the requirements of the International Accounting Standard 34: 'Interim Financial Reporting'. These condensed interim financial statements do not include all the information and disclosures required in a full set of financial statements and should be read in conjunction with the annual financial statements of the Fund for the year ended June 30, 2020.

- 2.1 In compliance with Schedule V of the Non-Banking Finance Companies and Notified Entities Regulations, 2008, the directors of the Management Company hereby declare that these condensed interim financial statements give a true and fair view of the state of the Fund's affairs as at March 31, 2021.

### 3 SUMMARY OF SIGNIFICANT ACCOUNTING POLICIES, ACCOUNTING ESTIMATES, JUDGMENTS AND RISK MANAGEMENT POLICIES

- 3.1 The accounting policies adopted and the methods of computation of balances used in the preparation of these condensed interim financial statements are the same as those applied in the preparation of the annual financial statements of the Fund for the year ended June 30, 2020.

- 3.2 The preparation of the condensed interim financial statements in conformity with accounting and reporting standards as applicable in Pakistan requires management to make estimates, assumptions and use judgments that affect the application of accounting policies and reported amounts of assets, liabilities, income and expenses. Estimates, assumptions and judgments are continually evaluated and are based on historical experience and other factors, including reasonable expectations of future events. Revisions to accounting estimates are recognised prospectively commencing from the period of revision. In preparing the condensed interim financial statements, the significant judgments made by management in applying the Fund's accounting policies and the key sources of estimation and uncertainty were the same as those applied to the financial statements as at and for the year ended June 30, 2020. The Fund's financial risk management objectives and policies are consistent with those disclosed in the financial statements as at and for the year ended June 30, 2020.

#### 3.3 Amendments to accounting and reporting standards that are effective in the current period

There are certain amendments to the accounting and reporting standards that are mandatory for the Fund's annual accounting period beginning on July 1, 2020. However, these do not have any significant impact on the Fund's operations and, therefore, have not been detailed in these condensed interim financial statements.

#### 3.4 Standards, interpretations and amendments to published accounting and reporting standards that are not yet effective

There are certain new standards, interpretations and amendments to the accounting and reporting standards that are mandatory for the Fund's annual accounting periods beginning on or after July 1, 2021. However, these will not have any significant effects on the Fund's operations and are, therefore, not detailed in these condensed interim financial statements.

		(Un-audited) March 31, 2021	(Audited) June 30, 2020
4	BANK BALANCES	Note	------(Rupees in '000)-----
	Balances with banks in savings accounts	4.1	<u>4,625,337</u> <u>103,320</u>

- 4.1 This includes balance of Rs 636.574 million (June 30, 2020: Rs 51.465 million) maintained with Allied Bank Limited (a related party) that carries profit at 7.80% per annum (June 30, 2020: 6.00%). Other profit and loss saving accounts of the Fund carry profit rates ranging from 5.00% to 9.25% per annum (June 30, 2020: 6.00% to 7.00% per annum).

		(Un-audited) March 31, 2021	(Un-audited) March 31, 2020
4.2	Cash and cash equivalents	Note	------(Rupees in '000)-----
	Bank balances		4,625,337 348,330
	Market Treasury Bill with original maturity of less than 3 months		49,517 -
	Commercial papers		96,257 -
	Letters of placements		- -
			<u>4,771,111</u> <u>348,330</u>

		(Un-audited) March 31, 2021	(Audited) June 30, 2020
	Note	------(Rupees in '000)-----	
<b>At fair value through profit or loss</b>			
- Deliverable Futures Contract	5.1	59,598	-
- Term finance certificates	5.2	464,982	383,901
- Corporate sukuk certificates	5.3	38,500	62,670
- Commercial paper	5.4	96,257	9,836
- Government securities - Market Treasury Bills	5.6	138,219	269,609
- Government securities - Pakistan Investment Bonds	5.7	55,278	644,138
		<u>852,834</u>	<u>1,370,154</u>

### 5.1 Deliverable Futures Contract

Script	Shares				Rupees in '000			Market value as a percentage of total investments	Market value as a percentage of net assets
	As at July 1, 2020	Purchased during the period	Disposed / matured during the period	As at March 31, 2021	Carrying value as at March 31, 2021	Market value as at March 31, 2021	Unrealised appreciation / (diminution)		
----- Percentage -----									
TRG P akistan Limited	-	928,500	588,500	340,000	47,261	50,164	2,904	5.88%	0.83%
Unity F oods Limited	-	1,321,500	1,008,000	313,500	10,058	9,434	(624)	1.11%	0.16%
Total	-	2,250,000	1,596,500	653,500	57,319	59,598	2,279	6.99%	0.99%
Total - June 30, 2020									
	-	-	-	-	-	-	-	-	-

### 5.2 Term finance certificates

Name of the investee company	As at July 1, 2020	Purchased during the period	Disposed of / matured during the period	As at March 31, 2021	Carrying value as at March 31, 2021	Market value as at March 31, 2021	Unrealised (diminution)/ appreciation as at March 31, 2021	Market value as a percentage of total market value of investments	Market value as a percentage of net assets	Investment as a percentage of total issue size
-----Number of Certificates----- Rupees in '000----- Percentage-----										
<b>Commercial Banks</b>										
Bank of Punjab TFC (Face value of 100,000 per certificate)	1,440	250	612	1,078	105,801	107,827	2,027	12.64%	179%	4.31%
JS Bank TFC (Face value of 5,000 per certificate)	30,850	51,000	59,536	22,314	110,638	110,300	(337)	12.93%	184%	3.72%
Bank Al Habib Ltd. TFC (Face value of 5,000 per certificate)	-	34,972		34,972	175,297	175,373	76	20.56%	2.92%	5.83%
<b>Investment Companies</b>										
Jahangir Siddiqui Company Limited (Face value of 5,000 per certificate)	18,750	-	4,500	14,250	68,583	71,482	2,899	8.38%	1.19%	4.75%
Total	51,040	86,222	64,648	72,614	460,318	464,982	4,664	54.52%	7.74%	
Total - June 30, 2020					389,933	383,901	(6,032)	25.75%	28.02%	

### 5.3 Corporate sukuk certificates

Name of Investee Company	As at July 1, 2020	Purchased during the period	Disposed / matured during the period	As at March 31, 2021	Carrying value as at March 31, 2021	Market value as at March 31, 2021	Unrealised (diminution)/ appreciation as at March 31, 2021	Market value as a percentage of total market value of investments	Market value as a percentage of net assets	Investment as a percentage of total issue size
-----Number of Certificates-----			-----Rupees in '000-----					-----Percentage-----		
Fertilizer										
Dawood Hercules Corporation (Face value of Rs. 100,000 per certificate)	742	-	742	-	-	-	-	0.00%	0.00%	0.00%
Power Generation and Distribution										
Hub Power Company Limited (Face value of 100,000 per certificate)	100	-	100	-	-	-	-	0.00%	0.00%	0.00%
Hub Power Company Limited (Face value of 100,000 per certificate)	-	385	-	385	38,500	38,500	-	4.51%	0.64%	0.74%
K-Electric Ltd - Sukuk (Face value of 5,000 per certificate)	-	150,000	-	150,000	-	-	-	0.00%	0.00%	14.42%
Pakistan Energy Sukuk-II (Face value of 5,000 per certificate)	-	3,000	3,000	-	-	-	-	0.00%	0.00%	0.00%
Total	842	153,385	3,842	150,385	38,500	38,500	-	4.51%	0.64%	
Total - June 30, 2020					61,747	62,670	923	4.21%	4.58%	

### 5.4 Commercial papers

Name of Investee Company	Face value (Rupees in '000)				Rupees in '000			Market value as a percentage of total investments	Market value as a percentage of net assets
	As at July 1, 2020	Purchased during the period	Disposed / matured during the period	As at March 31, 2021	Carrying value as at March 31, 2021	Market value as at March 31, 2021	Unrealised appreciation / (diminution)		
----- Percentage -----									
K- Electric Limited CP-5	10,000	-	10,000	-	-	-	-	0.00%	0.00%
K- Electric Limited CP-7	-	1,000	1,000	-	-	-	-	0.00%	0.00%
K- Electric Limited CP-13	-	234,500	234,500	-	-	-	-	0.00%	0.00%
K- Electric Limited CP-14	-	100,000	-	100,000	96,257	96,257	0	1129%	160%
Total	10,000	335,500	245,500	100,000	96,257	96,257	0	1129%	160%
Total - June 30, 2020					9,836	9,836	-	0.66%	0.72%

### 5.5 GOP Ijarah sukuks

Name of Investee Company	Face value (Rupees in '000)				Rupees in '000			Market value as a percentage of total investments	Market value as a percentage of net assets
	As at July 1, 2020	Purchased during the period	Disposed / matured during the period	As at March 31, 2021	Carrying value as at March 31, 2021	Market value as at March 31, 2021	Unrealised appreciation / (diminution)		
----- Percentage -----									
Go P Ijarah Sukuk Certificates	-	340,000	340,000	-	-	-	-	0.00%	0.00%
Total	-	340,000	340,000	-	-	-	-	0.00%	0.00%
Total - June 30, 2020						-	-	-	-

## 5.6 Government securities - Market Treasury Bills

Tenor	Face Value (Rupees in '000)				Rupees in '000			Percentage	
	As at July 1, 2020	Purchased during the period	Sold / matured during the period	As at March 31, 2021	Carrying value as at March 31, 2021	Market value as at March 31, 2021	Unrealised appreciation / (diminution)	Market value as a percentage of total investments	Market value as a percentage of net assets
3 Months	-	2,292,105	2,242,105	50,000	49,525	49,517	(8)	5.81%	0.82%
6 Months	-	2,065,000	1,973,000	92,000	88,693	88,702	9	10.40%	1.48%
12 Months	285,000	276,000	561,000	-	-	-	-	0.00%	0.00%
Total	285,000	4,633,105	4,776,105	142,000	138,218	138,219	1	16.21%	2.30%
Total - June 30, 2020					264,963	269,609	4,646	18.08%	19.67%

## 5.7 Government securities - Pakistan Investment Bonds

Issue date	Tenor	Face value (Rupees in '000)				Rupees in '000			Market value as a percentage of total investments	Market value as a percentage of net assets
		As at July 1, 2020	Purchased during the period	Disposed / matured during the period	As at March 31, 2021	Carrying value as at March 31, 2021	Market value as at March 31, 2021	Unrealised appreciation / (diminution)		
September 19, 2019	3 year	-	1,480,000	1,450,000	30,000	30,374	30,292	(83)	3.55%	0.50%
December 29, 2016	5 year	25,000	-	-	25,000	26,632	24,986	(1,646)	2.93%	0.42%
July 12, 2018	5 year	100,000	-	100,000	-	-	-	-	0.00%	0.00%
September 19, 2019	5 year	492,000	880,000	1,372,000	-	-	-	-	0.00%	0.00%
Total		617,000	2,360,000	2,922,000	55,000	57,006	55,278	(1,729)	6.48%	0.92%
Total - June 30, 2020						637,943	644,138	6,195	43.21%	47.01%

5.8 Unrealised (diminution) / appreciation on re-measurement of investments classified as financial assets at fair value through profit or loss - net	Note	(Un-audited) March 31, 2021	(Audited) June 30, 2020
		-----Rupees in '000-----	
Market value of securities	5.1, 5.2, 5.3, 5.4, 5.5, 5.6, 5.7	852,833	1,370,154
Less: carrying value of securities	5.1, 5.2, 5.3, 5.4, 5.5, 5.6, 5.7	(847,619)	(1,364,422)
		<u>5,214</u>	<u>5,732</u>

## 6 PAYABLE TO ABL ASSET MANAGEMENT COMPANY LIMITED - RELATED PARTY

Management fee payable	6.1	1,749	1,942
Punjab sales tax on remuneration of the Management Company	6.2	3,066	3,096
Federal Excise duty on remuneration of Management Company	6.3	19,142	19,142
Accounting and operational charges payable	6.4	497	772
Selling and marketing expenses payable	6.5	3,355	3,090
Sales load payable		230	8
		<u>28,039</u>	<u>28,050</u>

**6.1** The Management Company has charged remuneration at the rate of 1.5% (June 30, 2020 : 1.5%) per annum based on the daily net assets of the Fund. The amount of remuneration is being paid monthly in arrears.

**6.2** During the period, an amount of Rs. 2.284 million (2020: Rs 3.168 million) was charged on account of sales tax on management fee levied through Punjab Sales Tax on Services Act, 2012.



- 6.3** The Finance Act, 2013 enlarged the scope of Federal Excise Duty (FED) on financial services to include Asset Management Companies (AMCs) as a result of which FED at the rate of 16 percent on the remuneration of the Management Company and sales load was applicable with effect from June 13, 2013. The Management Company was of the view that since the remuneration was already subject to provincial sales tax, further levy of FED would result in double taxation which did not appear to be the spirit of the law. Hence, on September 4, 2013 a constitutional petition was filed with the Sindh High Court (SHC) by the Management Company together with various other asset management companies challenging the levy of FED.

With effect from July 1, 2016, FED on services provided or rendered by non-banking financial institutions dealing in services which are subject to provincial sales tax has been withdrawn by the Finance Act, 2016.

During the year ended June 30, 2017, the SHC passed an order whereby all notices, proceedings taken or pending, orders made, duty recovered or actions taken under the Federal Excise Act, 2005 in respect of the rendering or providing of services (to the extent as challenged in any relevant petition) were set aside. In response to this, the Deputy Commissioner Inland Revenue has filed a Civil Petition for leave to appeal in the Supreme Court of Pakistan which is pending adjudication.

In view of the above, the Fund has discontinued making further provision in respect of FED on remuneration of the Management Company with effect from July 01, 2016. However, as a matter of abundant caution the provision for FED made for the period from June 13, 2013 till June 30, 2016 amounting to Rs 19.142 million is being retained in these financial statements of the Fund as the matter is pending before the Supreme Court of Pakistan. Had the provision for FED not been made, the Net Asset Value of the Fund as at March 31, 2021 would have been higher by Re 0.033 (June 30, 2020: Re 0.129) per unit.

- 6.4** In accordance with Regulation 60 of the NBFC Regulations, the Management Company is entitled to charge fees and expenses related to registrar services, accounting, operation and valuation services, related to a Collective Investment Scheme (CIS).

Until June 19, 2019 there was a maximum cap of 0.1% of the average annual net assets of the scheme or actual whichever is less, for allocation of such expense to the Fund. However, the SECP vide its SRO 639 dated June 20, 2019 removed the maximum cap of 0.1%.

The Management Company based on its own discretion has currently fixed a maximum capping of 0.1 percent of the average annual net assets of the scheme for allocation of such expenses to the Fund.

- 6.5** The SECP has allowed the Asset Management Companies to charge selling and marketing expenses to all categories of open-end mutual funds (except fund of funds) initially for a period of three years (i.e. from January 1, 2017 till December 31, 2019). The maximum cap of selling and marketing expense was 0.4% per annum of the net assets of the Fund or actual expenses whichever is lower.

During the current period, the SECP through its circular 11 dated July 5, 2019 has revised the conditions for charging of selling and marketing expenses to a Fund. As per the revised guidelines, the maximum cap of 0.4% per annum has been lifted and now the asset management company is required to set a maximum limit for charging of such expense to the Fund and the same should be approved by the Board of Directors of the Management Company as part of annual plan. Furthermore, the time limit of three years has also been removed in the revised conditions.

Accordingly, the Management Company based on its own discretion has currently determined a capping of 0.4% of the average annual net assets of the fund for charging of selling and marketing expenses to the Fund which has also been approved by the Board of Directors of the Management Company.

			(Un-audited)	(Audited)
			March 31, 2021	June 30, 2020
7	ACCRUED EXPENSES AND OTHER LIABILITIES	Note	------(Rupees in '000)-----	
	Auditors' remuneration payable		390	312
	Brokerage payable		679	517
	NCCPL charges payable		500	-
	Printing charges payable		145	142
	Provision for Sindh Workers' Welfare Fund	7.1	4,183	4,183
	Withholding taxes payable		485	19,279
			<u>6,382</u>	<u>24,433</u>

- 7.1** As a consequence of the 18th amendment to the Constitution of Pakistan, in May 2015 the Sindh Workers' Welfare Fund Act, 2014 (SWWF Act) had been passed by the Government of Sindh as a result of which every industrial establishment located in the Province of Sindh, the total income of which in any accounting year is not less than Rs 0.50 million, is required to pay Sindh Workers' Welfare Fund (SWWF) in respect of that year a sum equal to two percent of such income. The matter was taken up by the MUFAP with the Sindh Revenue Board (SRB) collectively on behalf of various asset management companies and their CISs whereby it was contested that mutual funds should be excluded from the ambit of the SWWF Act as these were not industrial establishments but were pass through investment vehicles and did not employ workers. The SRB held that mutual funds were included in the definition of financial institutions as per the Financial Institution (Recovery of Finances) Ordinance, 2001 and were, hence, required to register and pay SWWF under the SWWF Act. Thereafter, MUFAP has taken up the matter with the Sindh Finance Ministry to have CISs / mutual funds excluded from the applicability of SWWF. In view of the above developments regarding the applicability of SWWF on CISs/ mutual funds, the MUFAP had recommended that as a matter of abundant caution provision in respect of SWWF should be made on a prudent basis with effect from the date of enactment of the SWWF Act (i.e. starting from May 21, 2015).

The Fund has made provision for SWWF from May 21, 2015 till June 30, 2017 amounting to Rs 4.183 million as the decision in this respect is pending to date. The Fund has not made any provision for SWWF after July 01, 2017 as the registered office of the Management Company of the Fund has been relocated from the Province of Sindh to the Province of Punjab.

Had the provision for SWWF not been recorded in these condensed interim financial statements of the Fund for the period from May 21, 2015 to June 30, 2017, the net asset value of the Fund as at March 31, 2021 would have been higher by Re 0.007 (June 30, 2020: 0.028) per unit.

## **8 CONTINGENCIES AND COMMITMENTS**

There were no contingencies and commitments outstanding as at the March 31, 2021 and June 30, 2020.

## **9 TAXATION**

The income of the Fund is exempt from income tax under clause (99) of Part I of the Second Schedule to the Income Tax Ordinance, 2001 subject to the condition that not less than 90% of the accounting income for the year as reduced by capital gains, whether realised or unrealised, is distributed amongst the unit holders as cash dividend. Furthermore, as per Regulation 63 of the Non-Banking Finance Companies and Notified Entities Regulations, 2008, the Fund is required to distribute not less than 90% of its accounting income for the year derived from sources other than capital gains as reduced by such expenses as are chargeable thereon to the unitholders. Since the management intends to distribute the required minimum percentage of income earned by the Fund for the year ending June 30, 2019 to the unit holders in the manner as explained above, no provision for taxation has been made in these condensed interim financial statements during the period.

The Fund is also exempt from the provisions of Section 113 (minimum tax) under clause 11A of Part IV of the Second Schedule to the Income Tax Ordinance, 2001.

## **10 EARNINGS PER UNIT**

Earnings per unit (EPU) has not been disclosed as in the opinion of management the determination of cumulative weighted average number of outstanding units for calculating EPU is not practicable.

## **11 TOTAL EXPENSE RATIO**

The annualised total expense ratio (TER) of the Fund based on the current period results is 2.23% (March 31, 2020: 2.69%) which includes 0.25% (March 31, 2020: 0.28%) representing Government Levy and the SECP Fee. The prescribed limit for the ratio is 2.50% (March 31, 2020: 2.50%) (excluding government levies) under the NBFC Regulations for a collective investment scheme categorised as a "Income" scheme.

## **12 TRANSACTIONS WITH CONNECTED PERSONS / RELATED PARTIES**

- 12.1** Connected persons include ABL Asset Management Company Limited being the Management Company, the Central Depository Company of Pakistan Limited being the Trustee, other collective investment schemes managed by the Management Company, any entity in which the Management Company, its CISs or their connected persons have material interest, any person or company beneficially owning directly or indirectly ten percent or more of the capital of the Management Company or the net assets of the Fund, directors and their close family members and key management personnel of the Management Company.

- 12.2** Transactions with connected persons are executed on an arm's length basis and essentially comprise sale and redemption of units, fee on account of managing the affairs of the Fund, sales load, other charges and distribution payments to connected persons. The transactions with connected persons are in the normal course of business, at contracted rates and at terms determined in accordance with market rates.
- 12.3** Remuneration to the Management Company of the Fund is determined in accordance with the provisions of the NBFC Regulations, 2008 and the Trust Deed.
- 12.4** Remuneration to the Trustee of the Fund is determined in accordance with the provisions of the Trust Deed.
- 12.5** Accounting and operational charges are charged to the Fund by the Management Company subject to the maximum prescribed Total Expense Ratio.
- 12.6** **Detail of transactions with related parties / connected persons during the period:**

	Un-audited	
	Nine Months ended March 31,	
	2021	2020
	------(Rupees in '000)-----	
<b>ABL Asset Management Company Limited - Management Company</b>		
Issue of Nil (2020: 45,626,366) units	-	469,408
Redemption of 24,568,144 (2020: 53,357,118) units	252,000	560,000
Remuneration for the period	14,278	19,801
Punjab sales tax on remuneration	2,284	3,168
Accounting and operational charges	838	3,260
Selling and marketing expenses	3,353	5,279
Sales load paid	4	1,134
<b>Central Depository Company of Pakistan Limited - Trustee</b>		
Remuneration for the period	813	996
Sindh sales tax on remuneration	106	130
<b>Allied Bank Limited</b>		
Profit on savings account	1,987	20,864
Bank charges	30	43
<b>Ibrahim Holdings (Pvt) Limited</b>		
Issue of 283,251,945 (2020: Nil) units	2,935,000	-
<b>ABL Financial Planning Fund - Conservative Allocation Plan</b>		
Redemption of 1,618,218 (2020: 631,498) units	16,450	6,620
<b>ABL Financial Planning Fund - Active Allocation Plan</b>		
Issue of Nil (2020: 3,969,651) units	-	41,000
Redemption of 2,821,727 (2020: 5,810,657) units	28,858	61,303
<b>ABL Financial Planning Fund - Strategic Allocation Plan</b>		
Issue of Nil (2020: 5,519,934) units	-	57,000
Redemption of 3,407,667 (2020: 32,328,273) units	34,870	340,025
<b>Sefam Pvt Limited (Bareeze)</b>		
Issue of 111,322,787 (2020: Nil) units	1,150,000	-
<b>DIRECTORS AND KEY MANAGEMENT PERSONNEL OF THE MANAGEMENT COMPANY</b>		
<b>Mr. Alee Khalid Ghaznavi</b>		
Issue of 771,627 (2020: Nil) units	8,000	-

**12.7 Details of balances outstanding at the period / year end with connected persons are as follows:**

	<u>(Un-audited)</u> March 31, 2021	<u>(Audited)</u> June 30, 2020
	----- (Rupees in '000) -----	
<b>ABL Asset Management Company Limited - Management Company</b>		
Outstanding 27,813,300 (June 30, 2020: 52,381,444) units	288,496	528,055
Remuneration payable	1,749	1,942
Punjab sales tax on remuneration	3,066	3,096
Federal Excise duty on remuneration	19,142	19,142
Accounting and operational charges payable	497	772
Selling and marketing expenses payable	3,355	3,090
Sales load payable	230	8
<b>Central Depository Company of Pakistan Limited - Trustee</b>		
Remuneration payable	178	97
Sindh sales tax on remuneration of the Trustee	33	13
Security deposits	100	100
<b>Allied Bank Limited</b>		
Balances held	636,574	51,465
Profit receivable	1,047	1,444
<b>Ibrahim Holdings (Pvt) Limited</b>		
Outstanding 283,251,945 (June 30, 2020: Nil) units	2,938,059	-
<b>ABL Financial Planning Fund - Conservative Allocation Plan</b>		
Outstanding 10,630,863 (June 30, 2020: 12,249,080) units	110,270	123,482
<b>ABL Financial Planning Fund - Active Allocation Plan</b>		
Outstanding 516,735 (June 30, 2020: 3,338,463) units	5,360	33,655
<b>ABL Financial Planning Fund - Strategic Allocation Plan</b>		
Outstanding 306,633 (June 30, 2020: 3,714,300) units	3,181	37,444
<b>Sefam Pvt Limited (Bareeze)</b>		
Outstanding 111,322,787 (June 30, 2020: Nil) units	1,154,707	-
<b>DIRECTORS AND KEY MANAGEMENT PERSONNEL OF THE MANAGEMENT COMPANY</b>		
<b>Sheikh Mukhtar Ahmed</b>		
Outstanding 2,878,356 (June 30, 2020: 2,878,356) units	29,856	29,017
<b>Muhammad Waseem Mukhtar</b>		
Outstanding 2,022,069 (June 30, 2020: 2,022,069) units	20,974	20,384
<b>Mr. Mohammad Naeem Mukhtar</b>		
Outstanding 683,768 (June 30, 2020: 683,768) units	7,092	-
<b>Mr. Alee Khalid Ghaznavi</b>		
Outstanding 771,627 (June 30, 2020: Nil) units	8,004	-

**13 FAIR VALUE OF FINANCIAL INSTRUMENTS**

Fair value is the price that would be received to sell an asset or paid to transfer a liability in an orderly transaction between market participants at the measurement date.

Underlying the definition of fair value is the presumption that the Fund is a going concern without any intention or requirement to curtail materially the scale of its operations or to undertake a transaction on adverse terms.

Financial assets which are tradable in an open market are revalued at the market prices prevailing on the statement of assets and liabilities date. The estimated fair value of all other financial assets and liabilities is considered not to be significantly different from the respective book values.

International Financial Reporting Standard 13, 'Fair Value Measurement' requires the Fund to classify assets using a fair value hierarchy that reflects the significance of the inputs used in making the measurements. The fair value hierarchy has the following levels:

Level 1: Fair value measurements using quoted price (unadjusted) in an active market for identical assets or liabilities;

Level 2: Fair value measurements using inputs other than quoted prices included within level 1 that are observable for the asset or liability, either directly (i.e. as prices) or indirectly (i.e. derived from prices); and

Level 3: Fair value measurement using inputs for the asset or liability that are not based on observable market data (i.e. unobservable inputs).

As at March 31, 2021 and June 30, 2020, the Fund held the following financial instruments measured at fair value:

<b>(Un-audited)</b>				
<b>As at March 31, 2021</b>				
	<b>Level 1</b>	<b>Level 2</b>	<b>Level 3</b>	<b>Total</b>
	<b>(Rupees in '000)</b>			
<b>At fair value through profit or loss</b>				
- Government securities-Pakistan Investment Bonds	-	55,278	-	55,278
- Term finance certificates	-	464,982	-	464,982
- Corporate sukuk certificates	-	38,500	-	38,500
	-	793,236	-	793,236
<b>(Audited)</b>				
<b>As at June 30, 2020</b>				
	<b>Level 1</b>	<b>Level 2</b>	<b>Level 3</b>	<b>Total</b>
	<b>(Rupees in '000)</b>			
<b>At fair value through profit or loss</b>				
- Commercial paper	-	9,836	-	9,836
- Government securities-Market Treasury Bills	-	269,609	-	269,609
- Government securities-Pakistan Investment Bonds	-	644,138	-	644,138
- Term finance certificates	-	383,901	-	383,901
- Corporate sukuk certificates	-	62,670	-	62,670
	-	1,370,154	-	1,370,154

## 14 GENERAL

14.1 Figures have been rounded off to the nearest (thousand) Rupee unless otherwise stated.

### 14.2 Impact of COVID-19

The COVID-19 pandemic has taken a toll on all economies and emerged as a contagion risk around the globe, including Pakistan. To reduce the impact on businesses and economies in general, regulators / governments across the globe have introduced a host of measures on both the fiscal and economic fronts. The Securities and Exchange Commission of Pakistan (SECP) had provided the following relaxation to CISs operating in Pakistan for classification of debt security for a specified period of time commencing from April 9, 2020 and expiring on March 31, 2021.

- The timeline for classification of debt security as non performing has been extended from 15 days to 180 days overdue.

The Management Company is closely monitoring the situation and has invoked required actions to ensure safety and security of the staff and an uninterrupted service to the customers. Business Continuity Plans (BCP) for respective areas are in place and tested. The Management Company has significantly enhanced monitoring for all cyber security risk during these times from its information security protocols. The remote work capabilities were enabled for critical staff and related risk and control measures were assessed to make sure they are fully protected using virtual private network ("VPN") connections. Further, the Management Company has also ensured that its remote access systems are sufficiently resilient to any unwanted cyber-attacks.

The Management Company has made an assessment of COVID-19 on the credit risk and liquidity risk and believes that there is no significant impact on the Fund.

**15 DATE OF AUTHORISATION FOR ISSUE**

These condensed interim financial statements were authorised for issue on April 12, 2021 by the Board of Directors of the Management Company.

**For ABL Asset Management Company Limited  
(Management Company)**



\_\_\_\_\_  
**Chief Financial Officer**



\_\_\_\_\_  
**Chief Executive Officer**



\_\_\_\_\_  
**Director**

## مستقبل آؤٹ لک

توقع کی جارہی ہے کہ اسٹیٹ بینک آف پاکستان نے ٹی بلوں کی پندرہ روزہ نیلامی جاری رکھی ہے جہاں پیداوار کی اعلیٰ توقع کی جارہی ہے۔ پی آئی بی کے محاذ پر ، مارکیٹ کو اپریل 2021 کے مہینے کے دوران پی کے آر 2،870 ملین کی حد تک اہم مقدار میں پختگی کا سامنا کرنا پڑتا ہے۔

سرمایہ کی ضروریات کے لئے بینکنگ ٹی ایف سی کے اجراء کے رجحان میں بھی ایک خاص تبدیلی ہے۔ ٹائر II کے آلات جاری کرنے اور ٹائر II کے آلات کی پختگی سے مارکیٹ میں سرمایہ کاری کے قابل بینکاری آلات کی مجموعی فلوٹ کم ہوگئی ہے۔ اے بی ایل انکم فنڈ مارکیٹ میں اس وقت دستیاب مسائل سے ٹائیر II بینکنگ انسٹرومنٹ پورٹ فولیو کی تعمیر جاری رکھے گا۔

مزید یہ کہ ، اے بی ایل انکم فنڈ ایم ٹی ایس اور ریڈی فیو جر پلیسمنٹ میں سرمایہ کاری کے ذریعے الفا تیار کرتا رہے گا۔ مذکورہ اثاثہ کلاسوں کے علاوہ ، فنڈز ریٹرن میں مجموعی اتار چڑھاؤ کو کم کرنے کے لئے طویل مدتی بینک ڈپازٹ سودوں میں اکثریت کی نمائش برقرار رکھے گا۔

## اعتراف

ہم اپنے قابل قدر سرمایہ کاروں کا شکریہ ادا کرتے ہیں جنہوں نے ہم پر اعتماد کیا ہے۔ بورڈ سیکورٹیز اینڈ ایکسچینج کمیشن آف پاکستان ، ٹرسٹی (سنٹرل ڈپازٹری کمپنی آف پاکستان لمیٹڈ) اور پاکستان اسٹاک ایکسچینج لمیٹڈ کے انتظامیہ کی ان کی مسلسل رہنمائی اور مدد کے لئے ان کا شکریہ بھی ادا کرتا ہے۔ ڈائریکٹرز انتظامی ٹیم کے ذریعہ کی جانے والی کوششوں کی بھی تعریف کرتے ہیں۔

بورڈ کی طرف سے اور بورڈ کے لئے

علی خالد غزنوی  
چیف ایگزیکٹو آفیسر

ڈائریکٹر  
لاہور 12 اپریل، 2021

## منی مارکیٹ کا جائزہ

جائزہ کے تحت اس مدت کے دوران ثانوی منڈی کی پیداوار میں پورے منحنی خطوط میں اضافہ ہوا۔ پیداوار کی نقل و حرکت بنیادی طور پر کھانے کی قیمتوں اور بجلی اور گیس کے نرخوں میں ایڈجسٹمنٹ میں غیر معمولی اضافے کے درمیان متوقع سرخی سے زیادہ متوقع سرخی کے ذریعہ کارفرما ہے۔ مزید یہ کہ، COVID19 کیسوں میں زبردست کمی، ویکسینیشن کے خاتمے سے پیداوار پر اوپر کا اثر پڑتا ہے

جبکہ اس عرصے کے دوران اعلان کردہ مالیاتی پالیسیوں میں ثانوی مارکیٹ کی پیداوار میں مسلسل اضافہ رہا ہے جبکہ موجودہ پالیسی کے تسلسل اور استحکام پر زور دیا گیا ہے۔ اسٹیٹ بینک جنوری 21 میں اپنی مالیاتی پالیسی میں جہاں معاشی اشارے پر روشنی ڈالی گئی تھی اس میں ایل ایس ایم نمو کی شرح میں مستحکم بحالی اور جائزے کے دوران مضبوط ترسیلات زر کے درمیان بیرونی اکاؤنٹ کی پوزیشن میں بہتری شامل ہے۔ کمیٹی نے روشنی ڈالی کہ سرخی والے سی پی آئی پر دباؤ بنیادی طور پر اشیائے خوردونوش میں تیزی سے اضافہ کی وجہ سے ہے جبکہ بنیادی افراط زر 6% - تا 7% کے درمیان برقرار ہے۔ پہلی بار، ایم پی سی نے مارکیٹ کو آگے کی رہنمائی فراہم کی جس سے یہ ظاہر ہوتا ہے کہ درمیانی مدت کے افق میں سود کی شرحوں میں کوئی تبدیلی نہیں ہوگی۔

مدت کے دوران، ٹی بل پیداوار میں 3M، 6M اور 12M کے ساتھ تیزی سے اضافہ ہوا جو مارچ 21 کے اختتام پر بالترتیب 6.75%، 7.05% اور 7.10% سے 7.58%، 7.79% اور 7.80% ہو گیا ہے۔ پی آئی بی نیلامی میں بھی اسی طرح کی حرکات دیکھنے میں آئیں جہاں پیداوار بالترتیب 3Y، 5Y & 10Y کے لئے بالترتیب 9.41%، 9.90% اور 10.29% رہی۔ پہلے 6MFY21 کے دوران، مارکیٹ میں کٹوتی کے اعلان اور مارکیٹ میں شرکت کے مابین تعطل کا مشاہدہ ہوا جس کے نتیجے میں MoF کے ذریعہ بولیاں مسترد کردی گئیں۔ تعطل بالآخر جنوری 21 میں اختتام پذیر ہوا جس میں MoF نے مارکیٹ کی دلچسپی پر مبنی کٹ پیداوار کا اعلان کر دیا اس کے نتیجے میں PIB کی پیداوار میں خاطر خواہ اضافہ ہوا جس کی وجہ سے پیداوار کو منقطع کر دیا گیا جس نے ثانوی مارکیٹ کی پیداوار کو مزید متاثر کیا جس کے نتیجے میں پالیسی کی شرح تک پیداوار میں اضافہ ہوتا گیا۔ اس کے نتیجے میں، KIBOR 6M کی شرحیں بھی جون اور دسمبر 2020 کے دوران بالترتیب 57 اور 63 بی پی ایس کے اضافے سے مارچ کے آخر میں 7.88 فیصد پر بند ہو گئیں۔

زیر جائزہ اس مدت کے دوران، اسٹیٹ بینک بار بار اوپن مارکیٹ آپریشن (OMOs) کے ساتھ جاری رہا، مارچ 2021 کے آخر میں اسٹیٹ بینک تقریباً 1.7 PKR ٹریلین کا ایک خالص قرض خواہ رہا۔

## آڈیٹر

میسرز۔ یوسف عادل (چارٹرڈ اکاؤنٹنٹس)، کو اے بی ایل انکم فنڈ (اے بی ایل - آئی ایف) کے لئے 30 جون 2021 کو ختم ہونے والے سال کے لئے بطور آڈیٹر مقرر کیا گیا ہے۔

## فنڈ استحکام کی درجہ بندی

JCR-VIS کریڈٹ ریٹنگ کمپنی لمیٹڈ (JCR-VIS) نے 31 دسمبر، 2020 کو، اے بی ایل انکم فنڈ کی فنڈ استحکام کی درجہ بندی بڑھاکر (A + f) (سنگل A + f) پر کی۔

## مینجمنٹ کمپنی کی کوالیٹی کی درجہ بندی

31 دسمبر، 2020 کو، JCR-VIS کریڈٹ ریٹنگ کمپنی لمیٹڈ (JCR-VIS) نے اے بی ایل ایسٹ مینجمنٹ کمپنی لمیٹڈ (ABL AMC) کی (AM-two-Double Plus) (AM2++) کی مینجمنٹ کوالٹی ریٹنگ کی تصدیق کردی ہے۔ (اے ایم ٹو پلس پلس) تفویض کردہ درجہ بندی پر آؤٹ لک 'مستحکم' ہے۔



## مینجمنٹ کمپنی کے ڈائریکٹرز کی رپورٹ

اے بی ایل انکم فنڈ (اے بی ایل - آئی ایف) کی انتظامیہ کمپنی ، اے بی ایل ایسٹ مینجمنٹ کمپنی لمیٹڈ کے بورڈ آف ڈائریکٹرز 31 مارچ ، 2021 کو ختم ہونے والے نو ماہ کے لئے اے بی ایل انکم فنڈ کے کنڈسیڈ عبوری فنانشل اسٹیٹمنٹ (غیر آڈٹ شدہ) پیش کرنے پر خوشی محسوس کرتے ہیں۔

### اقتصادی کارکردگی کا جائزہ

اس عرصے کے دوران ، اوسط سی پی آئی ~ 8.35% YoY تک پہنچ گئی ہے جبکہ گذشتہ سال اسی مدت (ایس پی ایل وائی) کے مقابلے میں 11.53% YoY رہی ۔ اگرچہ افراط زر میں اعلیٰ بنیادی اثر کے پچھلے حصے میں بنیادی طور پر کم اضافہ دیکھنے میں آیا ، لیکن ماہانہ افراط زر (ایس پی ایل وائی میں مجموعی طور پر 8.46 بمقابلہ 8.04 ~) اجناس ، ٹرانسپورٹ اور بجلی کی قیمتوں میں اضافہ ہوتا رہا۔ فوڈ ، ہاؤسنگ اور ٹرانسپورٹ کے اشاریہ جات میں بالترتیب 9.38 ، 9.12 ، اور 15.83 % کا مجموعی اضافہ ہوا۔ آگے بڑھتے ہوئے ، مالی سال 21 کے لئے اوسط افراط زر کو 9.2% YoY کے حساب سے سمجھا جاتا ہے ، جو اسٹیٹ بینک کے ہدف کی حد کی 7% - 9% کی بالائی حد سے تھوڑا سا اوپر ہے۔

بیلنس آف ادائیگی (بی او پی) کے سامنے ، پاکستان نے ایس پی ایل وائی کے دوران 2.74 بلین امریکی ڈالر کے خسارے کے مقابلے میں 8MFY21 میں 881 ملین امریکی ڈالر کا کرنٹ اکاؤنٹ سرپلس کھڑا کیا۔ پاکستان نے 8MFY21 میں 19.88 بلین امریکی ڈالر مالیت کی اشیا اور خدمات برآمد کیں جبکہ ایس پی ایل وائی میں 20.25 ارب امریکی ڈالر تھے۔ دوسری طرف ، پاکستان نے 8MFY21 میں 37.30 بلین امریکی ڈالر مالیت کی اشیا اور خدمات درآمد کیں جبکہ ایس پی ایل وائی میں 35.72 بلین امریکی ڈالر تھے۔ درآمدات میں یہ اضافہ اجناس کی قیمتوں میں اضافے اور معاشی سرگرمی میں حیات نو کا باعث ہے۔ SPLY کے مقابلے میں 8MFY21 کے دوران مجموعی طور پر تجارتی خسارہ میں 12.64% YOY کا اضافہ ہوا۔ درآمدات میں یہ اضافہ ترسیلات زر میں اضافہ ہوا ہے۔ مجموعی طور پر ، 8MFY21 کے لئے ترسیلات زر 18.74 بلین امریکی ڈالر ہیں جو 8MFY21 کے دوران 15.10 بلین امریکی ڈالر تھیں۔ یکم اپریل 2021ء کو اسٹیٹ بینک میں زرمبادلہ کے ذخائر 13.30 بلین امریکی ڈالر تھے ، جس میں مجموعی طور پر 3.03 ماہ کی درآمدی رقم فراہم کی جاتی ہے۔

مالی معاملے میں ، ایف بی آر 8MFY21 کے لئے 3.40 PKR ٹریلین جمع کرنے میں کامیاب رہا جبکہ ہدف PKR 3.30 ٹریلین تھا جو کہ 106 PKR ارب زیادہ ہے۔

### میوچل فنڈ انڈسٹری کا جائزہ

اوپن اینڈ میوچل فنڈ انڈسٹری کے زیر انتظام اثاثوں (اے یو ایم) میں 8MFY21 کے دوران 25 فیصد کی بے پناہ ترقی ہوئی (PKR 788 سے PKR 982 بلین تک) ، بنیادی طور پر نایموار بھوک کی وجہ سے ایکویٹی مارکیٹ فنڈز میں خاطر خواہ بہاؤ کی وجہ سے ملک میں معاشی سرگرمیوں کی بحالی کے درمیان خطرناک اثاثہ کلاس۔ روایتی اور اسلامی سمیت ایکویٹی مارکیٹ کے فنڈز میں 40 فیصد کا زبردست اضافہ دیکھنے میں آیا ، اس عرصے کو 240 PKR ارب پر بند کیا گیا۔ اسی طرح ، کل منی مارکیٹ اور فکسڈ انکم فنڈز 'اے یو ایم' بالترتیب 25 فیصد اور 24 فیصد اضافے سے 396 PKR ارب اور 238 PKR ارب ہو گئے۔



ABL Asset Management

Discover the potential

For Information on ABL AMC's Funds, please visit



[www.ablamc.com](http://www.ablamc.com)

or



0800-22526

or visit any Allied Bank Branch