

Ref: Fin-Oct-21/61
Oct 22, 2021

The General Manager,
Pakistan Stock Exchange Limited,
Stock Exchange Building, Stock Exchange Road,
Karachi-74000, Pakistan.

ANNOUNCEMENT

Dear Sir,

Enclosed please find herewith **Form-7** of our following Funds for the quarter ended September 30, 2021.

1. Unit Trust of Pakistan
2. JS Growth Fund
3. JS Islamic Fund
4. JS Fund of Funds
5. JS Income Fund
6. JS Islamic Income Fund
7. JS Large Cap. Fund
8. JS Cash Fund
9. JS Islamic Hybrid Fund of Funds
10. JS Islamic Hybrid Fund of Funds 3
11. JS Islamic Daily Dividend Fund
12. JS Islamic Dedicated Equity Fund

Kindly acknowledge the receipt.

Yours truly



Muhammad Khawar Iqbal
Director Finance & Company Secretary

FORM - 7

October 22, 2021
The General Manager,
Pakistan Stock Exchange Limited,
Stock Exchange Building, Stock Exchange Road,
Karachi-74000, Pakistan.

JS Investments Limited
The Centre, 19th Floor,
Plot No. 28 SB-5,
Abdullah Haroon Road,
Saddar Karachi-74400,
Pakistan.
www.jsil.com

UAN: (+92 21) 111-222-626

Dear Sir,

UNIT TRUST OF PAKISTAN
FINANCIAL RESULTS FOR THE QUARTER ENDED SEPTEMBER 30, 2021

We have to inform you that the Board of Directors of JS Investments Limited, the Management Company of **Unit Trust of Pakistan** in their meeting held on Friday, October 22, 2021 at 10:00 AM at Karachi, approved the financial results for the quarter ended September 30, 2021.

The financial results of Unit Trust of Pakistan are as follows:-

Income

Mark-up / interest income on bank balances and investments
Dividend income
Net (loss) / gain on sale of investments - at FVTPL
Net unrealized (loss) / gain on re-measurement of investment
classified as 'financial asset at fair value through profit or loss'
Other income - Reversal of SWWF

(Unaudited)	
For the quarter ended	
30 September 2021	30 September 2020
-----Rupees-----	
6,938,666	6,273,567
8,831,925	1,820,744
(2,353,011)	13,116,349
(89,902,063)	112,224,932
14,741,343	-
(61,743,140)	133,435,592

Expenses

Remuneration of the Management Company
Sindh sales tax on Management Company's remuneration
Remuneration of Central Depository Company of Pakistan Limited - Trustee
Sindh sales tax on Trustee fee
Annual fee to the Securities & Exchange Commission of Pakistan (SECP)
SECP Supervisory fee
Fee to National Clearing Company of Pakistan Limited (NCCPL)
Securities transaction cost
Listing fee
Bank and settlement charges
Auditors' remuneration
Accounting and operational charges
Selling and marketing expense - Management Company
Provision for Sindh Workers' Welfare Fund

5,451,598	5,288,482
708,708	687,664
524,667	514,903
68,207	66,407
54,476	52,904
625	630
81,022	152,031
390,151	528,331
6,250	6,188
3,840	24,029
194,743	189,970
272,630	264,440
2,917,315	2,829,515
-	2,456,849
10,674,232	13,062,344
(72,417,372)	120,373,249

Net (loss) / income for the period before taxation

Taxation

Net (loss) / income for the period after taxation

Allocation of net income for the period:

Net income for the period after taxation
Income already paid on units redeemed

-	-
-	-
-	120,373,249
-	(3,002,152)
-	117,371,097

Accounting income available for distribution


- Relating to capital gains - net
- Excluding capital gains / (loss)

-	125,341,281
-	(7,970,184)
-	117,371,097

Earnings per unit (EPU)

EPU has not been disclosed as in the opinion of management determination of weighted average units for calculating EPU is not practicable for open end funds.

Yours truly


Muhammad Khawar Iqbal
Director Finance & Company Secretary

FORM - 7

October 22, 2021

The General Manager,
Pakistan Stock Exchange Limited,
Stock Exchange Building, Stock Exchange Road,
Karachi-74000, Pakistan.

Dear Sir,

JS Investments Limited
The Centre, 19th Floor,
Plot No. 28 SB-5,
Abdullah Haroon Road,
Saddar Karachi-74400,
Pakistan.
www.jsil.com

UAN: (+92 21) 111-222-626

JS GROWTH FUND

FINANCIAL RESULTS FOR THE QUARTER ENDED SEPTEMBER 30, 2021

We have to inform you that the Board of Directors of JS Investments Limited, the Management Company of JS Growth Fund in their meeting held on Friday, October 22, 2021 at 10:00 AM at Karachi, approved the financial results for the quarter ended September 30, 2021.

The financial results of JS Growth Fund are as follows:-

	(Un-Audited) Quarter ended	
	30 September 2021	30 September 2020
	-----Rupees-----	
Income		
Mark-up / interest income on investments and bank balances	6,585,162	3,116,922
Net (loss) / gain on sale of marketable securities - 'at fair value through profit or loss	(20,522,792)	55,944,642
Net unrealised (loss) / gain on revaluation of investments - 'at fair value through profit or loss	(310,847,575)	233,615,567
Dividend income	30,856,775	9,003,068
Other income - reversal of Sindh Worker's Welfare Fund (SWWF)	42,894,108	-
	(251,034,322)	301,680,199
Expenses		
Remuneration to the Management Company	14,560,887	9,904,900
Sales tax on remuneration of the Management Company	1,892,916	1,287,639
Remuneration of Digital Custodian Company Limited (Formerly: MCB Financial Services Limited) - Trustee	852,679	514,369
Sales tax on remuneration of the Trustee	110,846	66,866
Annual fee of Securities and Exchange Commission of Pakistan	145,613	99,051
Listing Fee	10,625	6,250
Secp supervisory fee on listing fee	1,069	625
Securities transactions cost	2,630,130	1,701,945
Auditors' remuneration	392,791	282,367
Provision for contribution to Sindh Worker's Welfare Fund (SWWF)	-	5,639,499
Selling and marketing expense	11,471,018	5,299,116
Accounting and operational charges	728,017	495,242
Other expenses	52,660	46,870
	32,849,251	25,344,738
Net (loss) / income for the period before taxation	(283,883,573)	276,335,460
Taxation	-	-
Net (loss) / income for the period after taxation	(283,883,573)	276,335,460
Allocation of net (loss) / income for the period		
Net income for the period	-	276,335,460
Income already paid on units redeemed	-	(5,464,955)
	-	270,870,505
Accounting income available for distribution		
Relating to capital gain	-	289,560,209
Excluding capital (loss)	-	(18,689,704)
	-	270,870,505

Earnings per unit (EPU)

EPU has not been disclosed as in the opinion of management determination of weighted average units for calculating EPU is not practicable for open end Funds.

Yours truly



Muhammad Khawar Iqbal
Director Finance & Company Secretary

[Handwritten mark]

FORM - 7

October 22, 2021
The General Manager,
Pakistan Stock Exchange Limited,
Stock Exchange Building, Stock Exchange Road,
Karachi-74000, Pakistan.

JS Investments Limited
The Centre, 19th Floor,
Plot No. 28 SB-5,
Abdullah Haroon Road,
Saddar Karachi-74400,
Pakistan.
www.jsil.com

UAN: (+92 21) 111-222-626

Dear Sir,

JS ISLAMIC FUND
FINANCIAL RESULTS FOR THE QUARTER ENDED SEPTEMBER 30, 2021


We have to inform you that the Board of Directors of JS Investments Limited, the Management Company of JS Islamic Fund in their meeting held on Friday, October 22, 2021 at 10:00 AM at Karachi, approved the financial results for the quarter ended September 30, 2021.

The financial results of JS Islamic Fund are as follows:-

	(Unaudited)	
	For the quarter ended	
	30 September 2021	30 September 2020
	-----Rupees-----	
Income		
Net (loss)/gain on sale of investments at Fair Value through P&L	(2,126,319)	11,755,763
Net unrealised (loss)/gain on re-measurement of investments at fair value through P&L	(55,326,060)	69,977,352
Dividend income	5,219,519	939,052
Return on bank balances	586,859	476,614
Other income - Reversal of SWWF	12,127,732	-
	(39,518,269)	83,148,781
Expenses		
Remuneration to the Management Company	2,354,601	2,454,096
Sales Tax on Management Company's remuneration	306,098	319,034
Remuneration to the Trustee	235,460	243,825
Sales Tax on Trustee remuneration	30,610	31,697
Annual fee to the Securities and Exchange Commission of Pakistan	23,546	24,566
Listing fee	6,250	6,233
SECP Supervisory fee on listing fee exp	625	623
Bank & settlement charges	98,964	103,715
Securities transaction cost	349,174	527,117
Auditors' remuneration	198,043	189,728
Shariah Advisory fee	46,968	36,662
Accounting and operational charges	117,722	122,714
Selling and Marketing expense	1,259,621	1,313,025
Provision for Sindh Workers' Welfare Fund	-	1,555,643
	5,027,682	6,928,678
Net (loss) / income for the period before taxation	(44,545,951)	76,220,103
Taxation	-	-
Net (loss) / income for the period after taxation	(44,545,951)	76,220,103
Allocation of net income for the period:		
Net income for the period after taxation	-	76,220,103
Income already paid on units redeemed	-	(7,050,586)
	-	69,169,517
Accounting income available for distribution		
- Relating to capital gains - net	-	81,733,115
- Excluding capital gains / (loss)	-	(12,563,598)
	-	69,169,517
Earnings per unit (EPU)		

EPU has not been disclosed as in the opinion of management determination of weighted average units for calculating EPU is not practicable for open end funds.

Yours truly


Muhammad Khawar Iqbal
Director Finance & Company Secretary

October 22, 2021

FORM - 7

The General Manager
Pakistan Stock Exchange Limited,
Stock Exchange Building, Stock Exchange Road,
Karachi-74000, Pakistan.

JS Investments Limited
The Centre, 19th Floor,
Plot No. 28 SB-5,
Abdullah Haroon Road,
Saddar Karachi-74400,
Pakistan.
www.jsil.com

Dear Sir

JS FUND OF FUNDS
FINANCIAL RESULTS FOR THE QUARTER ENDED SEPTEMBER 30, 2021

UAN: (+92 21) 111-222-626

We would like to inform you that the Board of Directors of JS Investments Limited, the Management Company of JS Fund of Funds in their meeting held on Friday, October 22, 2021 at 10:00 AM at Karachi, approved the financial results for the quarter ended September 30, 2021.


The financial results of JS Fund of Funds are as follows:-

	(Un-audited)	
	For the quarter ended	
	September 30, 2021	September 30, 2020
Rupees.....	
Income		
Realized (loss)/gain on investments at fair value through P&L - net	(7,477,212)	1,526,823
Unrealized (loss)/gain on investments at fair value through P&L - net	(19,886,693)	32,070,406
Return on bank balances	125,479	24,755
Other income - Reversal of SWWF	2,825,631	
	(24,412,795)	33,621,984
Expenses		
Remuneration of the Management Company	23,995	6,999
Sales Tax on Management Company's remuneration	3,119	910
Remuneration of the Trustee	134,854	116,815
Sales Tax on Trustee remuneration	17,531	15,186
Bank and settlement charges	1,695	2,182
Auditors' remuneration	119,669	120,686
Annual fee of Securities and Exchange Commission of Pakistan	13,485	11,681
Listing fee	6,250	6,222
SECP Supervisory fee on listing fee	625	623
Accounting and operational charges	67,427	58,407
Provision for Sindh Workers' Welfare Fund	-	665,586
	388,650	1,005,297
Net (loss)/income for the period before taxation	(24,801,445)	32,616,688
Taxation	-	-
Net (loss)/income for the period after taxation	(24,801,445)	32,616,688
Allocation of net income for the period.		
Net income for the Period	-	32,616,688
Income already paid on units redeemed	-	(1,931,351)
	-	30,685,337
Accounting income available for distribution:		
Relating to capital gains	-	33,597,229
Excluding capital gains	-	(2,911,892)
	-	30,685,337

Earnings per unit (EPU)

EPU has not been disclosed as in the opinion of management determination of weighted average units for calculating EPU is not practicable for open end Funds.

Yours truly


Muhammad Khawar Iqbal
Director Finance & Company Secretary

FORM - 7

October 22, 2021

The General Manager,
Pakistan Stock Exchange Limited,
Stock Exchange Building, Stock Exchange Road,
Karachi-74000, Pakistan.

Dear Sir,

JS INCOME FUND
FINANCIAL RESULTS FOR THE QUARTER ENDED SEPTEMBER 30, 2021

We have to inform you that the Board of Directors of JS Investments Limited, the Management Company of JS Income Fund in their meeting held on Friday, October 22, 2021 at 10:00 AM at Karachi, approved the financial results for the quarter ended September 30, 2021.

The financial results of JS Income Fund are as follows:-

Income

Financial Income
Net realised gain/(loss) on sale of investments
Net unrealised (loss)/gain on investments at fair value through profit or loss
Dividend Income on spread transactions
Other income

Expenses

Remuneration of the Management Company
Sales tax on the Management Company's Remuneration
Remuneration of the trustee
Sindh Sales tax on the trustee fee
Annual fee to the Securities & Exchange Commission
of Pakistan (SECP)
SECP Supervisory fee
Securities transactions cost
Listing fee
Mutual fund rating fee
Bank and settlement charges
Auditors' remuneration
Accounting and operational charges
Selling & Marketing Expenses
Provision for Sindh Workers' Welfare Fund

Net income for the period before taxation

Taxation

Net income for the period after taxation

Allocation of Net Income For the Period.

Income already paid on units redeemed

Accounting Income available for distribution:

Relating to capital gain / (loss)
Excluding capital gain

Earnings per unit (EPU)

EPU has not been disclosed as in the opinion of management determination of weighted average units for calculating EPU is not practicable for open end funds.

Yours truly



Muhammad Khawar Iqbal
Director Finance & Company Secretary

(Un-Audited) Quarter ended	
30 September 2021	30 September 2020
-----Rupees-----	
29,369,583	33,046,148
8,550,818	(2,680,595)
(4,037,475)	2,507,501
4,976,250	1,147,000
16,230,993	-
55,090,169	34,020,054
4,367,399	5,044,041
567,762	655,724
328,049	378,361
42,646	49,186
85,243	100,905
631	619
728,116	1,838,335
6,298	6,202
80,404	90,252
138,293	408,390
155,516	158,308
436,730	504,402
873,457	403,696
-	487,632
7,810,544	10,126,053
47,279,625	23,894,001
47,279,625	23,894,001
(7,609,731)	(4,119,245)
4,513,343	(173,094)
35,156,551	19,947,850
39,669,894	19,774,756



FORM - 7

October 22, 2021
The General Manager,
Pakistan Stock Exchange Limited,
Stock Exchange Building, Stock Exchange Road,
Karachi-74000, Pakistan.

JS Investments Limited
The Centre, 19th Floor,
Plot No. 28 SB-5,
Abdullah Haroon Road,
Saddar Karachi-74400,
Pakistan.
www.jsil.com

UAN: (+92 21) 111-222-626

Dear Sir,

JS ISLAMIC INCOME FUND
FINANCIAL RESULTS FOR THE QUARTER ENDED SEPTEMBER 30, 2021

We have to inform you that the Board of Directors of JS Investments Limited, the Management Company of JS Islamic Income Fund in their meeting held on Friday, October 22, 2021 at 10:00 AM at Karachi, approved the financial results for the quarter ended September 30, 2021.


The financial results of JS Islamic Income Fund are as follows:-

	(Un-Audited)	
	Quarter ended	
	30 September 2021	30 September 2020
	-----Rupees-----	
Income		
Net realized loss on sale of investments at FVTPL - net	-	(1,875,000)
Net unrealized loss on investments at FVTPL - net	(3,801,088)	(98,010)
Return / mark-up on balances with banks and investments	54,312,322	32,865,066
Other income & reversal of SWWF	14,777,693	-
	65,288,927	30,892,056
Expenses		
Remuneration to the Management Company	1,599,931	1,260,008
Sales tax on remuneration to the Management Company	207,991	163,801
Remuneration of Digital Custodian Company Limited (Formerly: MCB Financial Services Limited) - Trustee	521,717	358,826
Sales tax on remuneration to the trustee	67,823	46,647
Annual fee to the Securities and Exchange Commission of Pakistan	139,124	95,687
Bank charges and settlement fee	9,184	6,941
Securities transaction cost	72,000	120,000
Auditors' remuneration	147,721	147,722
Shariah advisory fee	278,276	143,504
SECP supervisory fee on listing fee	625	625
Mutual fund rating fee	70,992	63,723
Listing fee	6,250	6,250
Provision for Sindh Workers' Welfare Fund	-	569,566
	3,121,634	2,983,300
Net income for the period before taxation	62,167,293	27,908,756
Taxation	-	-
Net income for the period after taxation	62,167,293	27,908,756
Allocation of net Income for the period		
Net income for the period	62,167,293	27,908,756
Income already paid on units redeemed	(8,788,932)	(999,034)
	53,378,361	26,909,722
Accounting income available for distribution:		
Relating to Capital (loss)	(3,801,088)	(1,973,010)
Excluding Capital Gain	57,179,449	28,882,732
	53,378,361	26,909,722

Earnings per unit (EPU)

EPU has not been disclosed as in the opinion of management determination of weighted average units for calculating EPU is not practicable for open end Funds.

Yours truly



Muhammad Khawar Iqbal
Director Finance & Company Secretary



October 22, 2021
The General Manager,
Pakistan Stock Exchange Limited,
Stock Exchange Building, Stock Exchange Road,
Karachi-74000, Pakistan.

JS Investments Limited
The Centre, 19th Floor,
Plot No. 28 SB-5,
Abdullah Haroon Road,
Saddar Karachi-74400,
Pakistan.
www.jsil.com

UAN: (+92 21) 111-222-626

Dear Sir,

JS LARGE CAP. FUND
FINANCIAL RESULTS FOR THE QUARTER ENDED SEPTEMBER 30, 2021

We have to inform you that the Board of Directors of JS Investments Limited, the Management Company of JS Large Cap. Fund in their meeting held on Friday, October 22, 2021 at 10:00 AM at Karachi, approved the financial results for the quarter ended September 30, 2021.

The financial results of JS Large Cap. Fund are as follows:-

Income

Net (loss) / gain on sale of investments
Net unrealised (loss) / gain on re-measurement of investment classified
as 'financial assets at fair value through profit and loss'
Dividend income
Return on bank balances
Other Income

Expenses

Remuneration of the Management Company
Sales Tax on the Management Company's remuneration
Remuneration of the trustee
Sindh Sales Tax on the Trustee fee
Annual fee to Securities and Exchange
Commission of Pakistan (SECP)
Listing Fee and Settlement Charges
SECP Supervisory Fee on Listing Fee
Securities transactions cost
Auditors' remuneration
Bank Charges
Accounting and Operational Charges
Selling and Marketing Expense
Provision for Sindh Workers' Welfare Fund

Net (loss) / gain for the period before taxation

Taxation

Net (loss) / gain for the period after taxation

Allocation of net (loss) / income for the period

Income already paid on units redeemed

Accounting Income available for distribution:


Relating to capital gain
Excluding capital gain

(Un-Audited)	
Quarter ended	
30 September 2021	30 September 2020
-----Rupees-----	
(4,860,575)	15,948,827
(46,209,863)	64,651,109
6,250,298	811,318
721,597	932,849
9,473,978	-
(34,624,565)	82,344,103
2,417,478	2,172,745
314,272	282,462
241,750	217,282
31,428	28,248
23,134	21,752
22,679	24,597
630	631
559,109	688,081
216,503	217,286
3,504	306
120,875	108,639
1,293,290	1,162,415
-	1,548,544
5,244,652	6,472,988
(39,869,217)	75,871,115
-	-
(39,869,217)	75,871,115
-	(1,478,112)
-	80,599,936
-	(6,206,933)
-	74,393,003
-	74,393,003

Earnings per unit (EPU)

EPU has not been disclosed as in the opinion of management determination of weighted average units for calculating EPU is not practicable for open end funds.

Yours truly


Muhammad Khawar Iqbal
Director Finance & Company Secretary

had.

FORM - 7

October 22, 2021

The General Manager,
Pakistan Stock Exchange Limited,
Stock Exchange Building, Stock Exchange Road,
Karachi-74000, Pakistan.

JS Investments Limited
The Centre, 19th Floor,
Plot No. 28 SB-5,
Abdullah Haroon Road,
Saddar Karachi-74400,
Pakistan.
www.jsil.com

UAN: (+92 21) 111-222-626

Dear Sir,

JS CASH FUND
FINANCIAL RESULTS FOR THE QUARTER ENDED SEPTEMBER 30, 2021

We have to inform you that the Board of Directors of JS Investments Limited, the Management Company of JS Cash Fund in their meeting held on Friday, October 22, 2021 at 10:00 AM at Karachi, approved the financial results for the quarter ended September 30, 2021.


The financial results of JS Cash Fund are as follows:-

	(Un-Audited) Quarter ended	
	30 September 2021	30 September 2020
	----- (Rupees) -----	
Income		
Mark-up / interest income on bank balances and investments	144,702,273	120,961,006
loss on sale of investments at fair value through profit or loss - net	(486,209)	(10,977,443)
Unrealised loss on investments at fair value through profit or loss - net	-	(2,588,116)
Reversal of Sindh Workers' Welfare Fund	28,149,895	-
	172,365,959	107,395,447
Expenses		
Remuneration of JS Investments Limited - Management Company	3,813,404	4,967,875
Sindh Sales Tax on remuneration of the Management Company	495,743	645,824
Remuneration of Digital Custodian Company Limited (Formerly: MCB Financial Services Limited) - Trustee	1,253,129	1,020,051
Sindh sales tax on remuneration of the Trustee	162,907	132,607
Annual fee to the Securities and Exchange Commission of Pakistan	385,578	313,860
Annual listing fee	6,250	6,388
SECP supervisory fee on listing fee	625	638
Securities transaction cost	71,603	106,374
Mutual fund rating fee	57,435	53,255
Auditors' remuneration	128,250	68,187
Provision for Sindh Workers' Welfare Fund	-	2,002,173
Bank and settlement charges	8,225	1,719
	6,383,149	9,318,951
Net income for the period before taxation	165,982,810	98,076,496
Taxation	-	-
Net income for the period after taxation	165,982,810	98,076,496
Allocation of net income for the period:		
Net income for the period	165,982,810	98,076,496
Income already paid on units redeemed	(78,493,771)	(29,909,617)
Accounting income available for distribution	87,489,039	68,166,879
- Relating to capital gains - net	(486,209)	(35,219,984)
- Excluding capital gains	87,975,248	103,386,863
	87,489,039	68,166,879

Earnings per unit (EPU)

EPU has not been disclosed as in the opinion of management determination of weighted average units for calculating EPU is not practicable for open end Funds.

Yours truly



Muhammad Khawar Iqbal
Director Finance & Company Secretary



FORM - 7

October 22, 2021

The General Manager,
Pakistan Stock Exchange Limited,
Stock Exchange Building, Stock Exchange Road,
Karachi-74000, Pakistan.

Dear Sir

JS ISLAMIC HYBRID FUND OF FUNDS
FINANCIAL RESULTS FOR THE QUARTER ENDED SEPTEMBER 30, 2021

We would like to inform you that the Board of Directors of JS Investments Limited, the Management Company of JS Islamic Hybrid Fund of Funds in their meeting held on Friday, October 22, 2021 at 10:00 AM at Karachi, approved the financial results for the quarter ended September 30, 2021.

The financial result of JS Islamic Hybrid Fund of Funds are as follows

(Unaudited)					
FOR THE QUARTER ENDED 30 SEPTEMBER 2021					
	Mufeed	Mustahkem	Mutanasib	JSICPAP-8	Total
For the period ended July 1, 2021 to Sep 2, 2021					
	-----Rupees-----				
Income					
Mark-up / interest income on bank balances	1,950	2,717	4,203	665,694	674,564
Unrealised gain / (loss) on investments at fair value through P&L - net	0	2,641	(1,581,431)	(6,364,205)	(7,942,995)
Realized (loss) on investments at fair value through P&L - net	(515)	-	(2,174)	(2,077,420)	(2,080,109)
Dividend Income	-	-	-	5,501,778	5,501,778
Other income - Reversal of SWWF	122,012	17,324	66,950	545,955	752,240
Total Income	123,447	22,682	(1,512,453)	(1,728,198)	(3,094,522)
Expenses					
Remuneration to the Management Company (Wakeel)	-	-	-	104,295	104,295
Sindh sales tax on Management Company's remuneration	-	-	-	13,560	13,560
Remuneration of Digital Custodian Company Limited (Formerly: MCB Financial Services Limited) - Trustee	749	76	2,870	109,727	113,423
Sindh sales tax on Trustee remuneration	97	7	374	14,265	14,743
Annual fee to the Securities and Exchange Commission of Pakistan	145	40	549	20,987	21,722
Shariah Advisory fee	286	29	1,084	41,910	43,309
Amortization of deferred formation costs	-	-	-	109,219	109,219
Listing Fees	1,058	1,538	1,538	1,538	5,671
SECP Supervisory Fees	106	154	154	154	567
Auditors' remuneration	1,138	114	4,402	166,108	171,762
Printing charges	-	-	-	-	-
Accounting and operational charges	726	75	2,687	-	3,488
Others expense	29,864	-	-	-	29,864
Bank charges	37	1,695	1,695	1,695	5,122
	34,207	3,728	15,353	583,459	636,746
Taxation					
Net income / (loss) for the period after taxation	89,241	18,954	(1,527,806)	(2,311,657)	(3,731,268)
Allocation of net income for the period					
- Net Income for the period	-	18,954	-	-	18,954
- Income already paid on units redeemed	-	-	-	-	-
	-	18,954	-	-	18,954
Accounting Income available for distribution:					
- Relating to Capital Gain	-	2,641	-	-	2,641
- Excluding Capital Gain	-	16,313	-	-	16,313
	-	18,954	-	-	18,954




(Unaudited)
FOR THE QUARTER ENDED 30 SEPTEMBER 2020

	Mufeed	Mustahkem	Mustanad	Mutanasib	JSICPAP-8	Total
	-----Rupees-----					
Income						
Mark-up / interest income on bank balances	12,428	1,885	2,851	6,207	4,987,561	5,010,932
Unrealised gain on investments at fair value through P&L - net	350,612	9,206	-	1,096,875	-	1,456,693
Realized gain on investments at fair value through P&L - net	-	-	-	49,364	1,741,398	1,790,762
Dividend Income	-	-	-	-	294,659	294,659
Other income	-	1,077	-	-	156,329	157,406
Total Income	363,040	12,167	2,851	1,152,446	7,179,948	8,710,452
Expenses						
Remuneration of Digital Custodian Company Limited (Formerly: MCB Financial Services Limited) - Trustee	907	84	33	2,725	109,367	113,116
Sindh sales tax on Trustee remuneration	118	12	5	370	14,062	14,566
Annual fee to the Securities and Exchange Commission of Pakistan	214	42	32	556	22,335	23,178
Shariah Advisory fee	191	-	7	583	33,837	34,617
Amortization of deferred formation costs	-	-	-	-	331,920	331,920
Listing Fees	44	-	-	121	5,915	6,079
SECP Supervisory Fees	4	-	-	12	590	607
Auditors' remuneration	1,310	96	18	3,931	166,942	172,297
Accounting and operational charges	925	86	34	2,779	75,416	79,240
Provision for Sindh Workers' Welfare Fund	7,162	191	55	22,828	125,291	155,526
Bank charges	1,243	1,243	-	-	-	2,486
Total Expenses	12,117	1,753	184	33,905	885,674	933,634
Taxation						
Net income for the period after taxation	350,923	10,414	2,667	1,118,541	6,294,273	7,776,819
Allocation of net income for the period						
Income already paid on units redeemed	(4,550)	(96)	(598)	(85,681)	(93,942)	(184,867)
Accounting Income available for distribution:						
- Relating to Capital Gain	-	-	-	-	-	-
- Excluding Capital Gain	346,373	10,319	2,069	1,032,860	6,200,331	7,591,952
	346,373	10,319	2,069	1,032,860	6,200,331	7,591,952




October 22, 2021

FORM - 7

The General Manager,
Pakistan Stock Exchange Limited,
Stock Exchange Building, Stock Exchange Road,
Karachi-74000, Pakistan.

JS Investments Limited
The Centre, 19th Floor,
Plot No. 28 SB-5,
Abdullah Haroon Road,
Saddar Karachi-74400,
Pakistan.
www.jsil.com
UAN: (+92 21) 111-222-626

Dear Sir

**JS ISLAMIC HYBRID FUND OF FUNDS 3
FINANCIAL RESULTS FOR THE QUARTER ENDED SEPTEMBER 30, 2021**


We would like to inform you that the Board of Directors of JS Investments Limited, the Management Company (Wakeel) of JS Islamic Hybrid Fund of Funds 3 in their meeting held on Friday, October 22, 2021 at 10:00 AM at Karachi, approved the financial results for the quarter ended September 30, 2021.

The financial results of JS Islamic Hybrid Fund of Funds 3 are as follows:-

	(Un-Audited)			
	For the Quarter Ended 30 September 2021			
	JS Islamic Capital Preservation Allocation Plan 6	JS Islamic Capital Preservation Allocation Plan 7	JS Islamic Capital Preservation Allocation Plan 9	Total
	-----Rupees-----			
Income				
Profit on bank balances	749,217	601,830	211,905	1,562,952
Dividend Income	3,920,046	3,581,571	1,082,500	8,584,117
(Loss) on investments at fair value through profit or loss - net	(3,137,313)	(3,145,409)	(880,630)	(7,163,352)
Unrealized (loss) on revaluation of investments at fair value through profit or loss - net	(12,005,200)	(12,042,242)	(3,131,528)	(27,178,970)
Other Income	670,074	463,789	360,179	1,494,042
	(9,803,176)	(10,540,461)	(2,357,574)	(22,701,211)
Expenses				
Remuneration of the Management Company (Wakeel)	121,853	95,978	58,411	276,242
Sindh sales tax on Management Company's remuneration (Wakeel)	15,842	12,479	7,602	35,923
Remuneration of the Trustee	189,954	167,123	52,826	409,903
Sindh sales tax on Trustee remuneration	24,698	21,730	6,870	53,298
Annual fee to the Securities and Exchange Commission of Pakistan	18,999	16,715	5,285	40,999
PSX Listing Fee	2,300	2,300	2,175	6,775
SECP Supervisory Fee On Listing Fee	195	195	195	585
Shariah Advisory Fee	33,404	33,351	10,542	77,297
Amortization of deferred formation costs	-	86,914	-	86,914
Auditors' remuneration	74,216	65,373	20,675	160,264
	481,461	502,158	164,581	1,148,200
Net (loss) for the period before taxation	<u>(10,284,637)</u>	<u>(11,042,619)</u>	<u>(2,522,155)</u>	<u>(23,849,411)</u>
Taxation	-	-	-	-
Net (loss) for the period after taxation	<u>(10,284,637)</u>	<u>(11,042,619)</u>	<u>(2,522,155)</u>	<u>(23,849,411)</u>
Allocation of net income for the period				
- Income already paid on units redeemed	-	-	-	-
Accounting Income available for distribution:				
- Relating to Capital Gain	-	-	-	-
- Excluding Capital Gain	-	-	-	-

Earnings per unit (EPU)

EPU has not been disclosed as in the opinion of management determination of weighted average units for calculating EPU is not practicable for open end funds.



Muhammad Khawar Iqbal
Director Finance & Company Secretary



(Un-Audited)
For the Quarter Ended 30 September 2020

	JS Islamic Capital Preservation Allocation Plan 6	JS Islamic Capital Preservation Allocation Plan 7	JS Islamic Capital Preservation Allocation Plan 9	Total
-----Rupees-----				
Income				
Profit on bank balances	4,544,908	3,223,675	2,767,402	10,535,985
Dividend Income	524,465	378,246	55,306	958,017
Gain on investments at fair value through profit or loss - net	4,300,514	2,742,421	579,537	7,622,472
Unrealized gain on revaluation of investments at fair value through profit or loss - net	-	-	1,585,457	1,585,457
	<u>9,369,887</u>	<u>6,344,342</u>	<u>4,987,702</u>	<u>20,701,931</u>
Expenses				
Remuneration of the Management Company (Wakeel)	-	-	483,366	483,366
Sindh sales tax on Management Company's remuneration (Wakeel)	-	-	62,836	62,836
Remuneration of the Trustee	285,136	201,618	38,332	525,086
Sindh sales tax on Trustee remuneration	37,067	26,212	4,983	68,262
Annual fee to the Securities and Exchange Commission of Pakistan	28,646	20,266	10,967	59,879
PSX Listing Fee	5,033	2,278	2,278	9,589
Shariah Advisory Fee	43,131	34,713	15,243	93,087
Amortization of deferred formation costs	101,455	101,456	-	202,911
Auditors' remuneration	33,703	33,704	33,704	101,111
Provision for Sindh Workers' Welfare Fund	174,787	117,105	85,933	377,825
Accounting and operational charges	96,359	68,833	38,095	203,287
Bank Charges	-	-	1,243	1,243
	<u>805,317</u>	<u>606,185</u>	<u>776,980</u>	<u>2,188,482</u>
Net income for the period before taxation	<u>8,564,570</u>	<u>5,738,157</u>	<u>4,210,722</u>	<u>18,513,449</u>
Taxation	-	-	-	-
Net income for the period after taxation	<u>8,564,570</u>	<u>5,738,157</u>	<u>4,210,722</u>	<u>18,513,449</u>
- Income already paid on units redeemed	(38,521)	(293,278)	(762,489)	(1,094,288)
Accounting Income available for distribution:				
- Relating to Capital Gain	4,300,514	2,742,421	2,164,994	9,207,929
- Excluding Capital Gain	4,225,535	2,702,456	1,283,239	8,211,232
	<u>8,526,049</u>	<u>5,444,879</u>	<u>3,448,233</u>	<u>17,419,161</u>

Earnings per unit (EPU)

EPU has not been disclosed as in the opinion of management determination of weighted average units for calculating EPU is not practicable for open end funds.


Muhammad Khawar Iqbal
Director Finance & Company Secretary

had.

FORM - 7

October 22, 2021
The General Manager,
Pakistan Stock Exchange Limited,
Stock Exchange Building, Stock Exchange Road,
Karachi-74000, Pakistan.

JS Investments Limited
The Centre, 19th Floor,
Plot No. 28 SB-5,
Abdullah Haroon Road,
Saddar Karachi-74400,
Pakistan.
www.jsil.com
UAN: (+92 21) 111-222-626

Dear Sir,

JS ISLAMIC DAILY DIVIDEND FUND
FINANCIAL RESULTS FOR QUARTER ENDED SEPTEMBER 30, 2021

We have to inform you that the Board of Directors of JS Investments Limited, the Management Company of **JS Islamic Daily Dividend Fund** in their meeting held on Friday, October 22, 2021 at 10:00 AM at Karachi, approved the financial results for the quarter ended September 30, 2021.

The Fund has already paid interim distribution of Rs. 1.68 Per unit. (On the basis of Daily Distribution)

The financial results of JS Islamic Daily Dividend Fund are as follows:-

	----- (Un-Audited) -----	
	September 30, 2021	From the Period from September 03, 2020 to September 30 2020
	----- (Rupees) -----	
Income		
Profit on bank balances	13,870,416	1,879,152
Profit on Term Deposit Receipt	2,673,687	-
Profit on Islamic Commercial Paper	754,174	-
Reversal of Workers' Welfare Fund	1,310,617	-
	18,608,894	1,879,152
Expenses		
Remuneration of JS Investments Limited - Management Company	258,820	-
Sindh Sales Tax on remuneration of the Management Company	33,646	-
Remuneration of the Digital Custodian Company - Trustee	170,365	19,575
Sindh sales tax on Trustee remuneration	22,152	2,544
Annual fee to the Securities and Exchange Commission of Pakistan	51,939	6,215
Amortization of deferred formation costs	43,700	11,144
Shariah Advisory Fees	123,765	5,516
Listing fee	6,250	1,918
SECP Supervisory fees on Listing Fees	47,998	15,344
Mutual fund rating fee	625	-
Bank and settlement charges	2,665	678
Auditors' remuneration	126,880	19,180
Provision for Sindh Workers' Welfare Fund	-	35,396
Accounting and operational charges	-	26,301
	888,805	143,811
Net income for the period before taxation	17,720,089	1,735,341
Taxation	-	-
Net income for the period after taxation	17,720,089	1,735,341
Allocation of net income for the period:		
Net income for the period	17,720,089	1,735,341
Income already paid on units redeemed	-	-
	17,720,089	1,735,341
Accounting income available for distribution		
- Relating to capital gains - net	-	-
- Excluding capital gains	17,720,089	1,735,341
	17,720,089	1,735,341

Earnings per unit (EPU)

EPU has not been disclosed as in the opinion of management determination of weighted average units for calculating EPU is not practicable for open end Funds.

Yours truly



Muhammad Khawar Iqbal
Director Finance & Company Secretary

FORM - 7

October 22, 2021
The General Manager,
Pakistan Stock Exchange Limited,
Stock Exchange Building, Stock Exchange Road,
Karachi-74000, Pakistan.

JS Investments Limited
The Centre, 19th Floor,
Plot No. 28 SB-5,
Abdullah Haroon Road,
Saddar Karachi-74400,
Pakistan.
www.jsil.com

UAN: (+92 21) 111-222-626

Dear Sir,

JS ISLAMIC DEDICATED EQUITY FUND
FINANCIAL RESULTS FOR THE QUARTER ENDED SEPTEMBER 30, 2021

We have to inform you that the Board of Directors of JS Investments Limited, the Management Company of JS Islamic Dedicated Equity Fund in their meeting held on Friday, October 22, 2021 at 10:00 AM at Karachi, approved the financial results for the quarter ended September 30, 2021.


The financial results of JS Islamic Dedicated Equity Fund are as follows:-

	(Un-Audited)	
	30 September 2021	30 September 2020
	-----Rupees-----	
Income		
Profit on bank balances	1,005,609	123,643
(Loss)/gain on sale of investments at fair value through profit or loss - net	(3,050,953)	1,927,020
Dividend income	1,079,662	58,922
Net unrealised (loss) / gain on re-measurement of investments 'at fair value through profit or loss'	(43,652,222)	2,256,353
Other Income	242,109	31,637
	(44,375,795)	4,397,575
Expenses		
Remuneration of the Management Company (Wakeel)	1,083,860	261,013
Sindh sales tax on Management Company's remuneration (Wakeel)	140,912	33,940
Remuneration of the Trustee	108,394	26,097
Sindh sales tax on Trustee remuneration	14,091	3,393
Annual fee to the Securities and Exchange Commission of Pakistan (SECP)	10,732	2,637
Securities transactions cost	502,529	228,592
Shariah Advisory fee	21,782	3,510
Listing Fees	6,301	6,250
SECP Supervisory fee	630	625
Auditors' remuneration	89,392	81,490
Accounting and operational charges	54,193	13,050
Provision for Sindh Workers' Welfare Fund	-	73,793
Other expense	15,164	15,001
	2,047,980	749,391
Net (loss) / gain for the period before tax	(46,423,775)	3,648,184
Taxation	-	-
Net (loss) / gain for the period after tax	(46,423,775)	3,648,184
Allocation of Net Income for the period		
Income already paid on units redeemed	-	(745,921)
Accounting income available for distribution:		
Relating to capital gain	-	4,183,373
Excluding capital gain	-	(1,281,110)
	-	2,902,263

Earnings per unit (EPU)

EPU has not been disclosed as in the opinion of management determination of weighted average units for calculating EPU is not practicable for open end funds.

Yours truly



Muhammad Khawar Iqbal
Director Finance & Company Secretary

