




**MCB-ARIF HABIB**  
Savings and Investments Limited

# QUARTERLY REPORT

MARCH  
**2022**  
(UNAUDITED)

Funds Under Management of  
MCB-Arif Habib Savings and Investments Limited



# **ALHAMRA ISLAMIC INCOME FUND**

## TABLE OF CONTENTS

---

---

1	Fund's Information	316
2	Report of the Directors of the Management Company	317
3	Condensed Interim Statement of Assets And Liabilities	325
4	Condensed Interim Income Statement (Un-audited)	326
5	Condensed Interim Statement of Comprehensive Income (Un-audited)	327
6	Condensed Interim Statement of Movement in Unit Holder's Funds (Un-audited)	328
7	Condensed Interim Cash Flow Statement ( Un-audited)	329
8	Notes to and forming part of the Condensed Interim Financial Statements (Unaudited)	330

## FUND'S INFORMATION

<b>Management Company</b>	<b>MCB-Arif Habib Savings &amp; Investments Limited</b> Adamjee House, 2nd Floor, I.I. Chundrigar Road, Karachi.	
<b>Board of Directors</b>	Mr. Haroun Rashid Mr. Nasim Beg Mr. Muhammad Saqib Saleem Mr. Ahmed Jahangir Mr. Kashif A. Habib Mirza Qamar Beg Syed Savail Meekal Hussain Ms. Mavra Adil Khan	Chairman Vice Chairman Chief Executive Officer Director Director Director Director
<b>Audit Committee</b>	Mirza Qamar Beg Mr. Nasim Beg Mr. Ahmed Jahangir Mr. Kashif A. Habib Syed Savail Meekal Hussain	Chairman Member Member Member Member
<b>Human Resource &amp; Remuneration Committee</b>	Mirza Qamar Beg Mr. Nasim Beg Mr. Ahmed Jahangir Syed Savail Meekal Hussain Ms. Mavra Adil Khan Mr. Muhammad Saqib Saleem	Chairman Member Member Member Member Member
<b>Chief Executive Officer</b>	Mr. Muhammad Saqib Saleem	
<b>Chief Operating Officer &amp; Chief Financial Officer</b>	Mr. Muhammad Asif Mehdi Rizvi	
<b>Company Secretary</b>	Mr. Altaf Ahmad Faisal	
<b>Trustee</b>	<b>Central Depository Company of Pakistan Ltd.</b> CDC House, 99-B, Block 'B' S.M.C.H.S Main Shahra-e-Faisal Karachi Tel: (92-21) 111-111-500 Fax: (92-21) 34326053 Web: www.cdcpakistan.com	
<b>Bankers</b>	MCB Bank Limited Bank Islami Pakistan Limited Habib Bank Limited United Bank Limited Dubai Islamic Bank Pakistan Limited Meezan Bank Limited Askari Bank Limited Bank Al-Habib Limited NRSP Micro Finance Bank Limited Silk Bank Limited National Bank of Pakistan Habib Metropolitan Bank Limited Faysal Bank Limited MCB Islamic Bank Limited Soneri Bank Limited Allied Bank Limited Al Baraka Bank Pakistan Limited	
<b>Auditors</b>	<b>Yousuf Adil</b> Chartered Accountants Cavish Court, A-35, Block-7 & 8 KCHSU, Shahrah-e-Faisal, Karachi-753550.	
<b>Legal Advisor</b>	<b>Bawaney &amp; Partners</b> 3rd & 4th Floor, 68 C, Lane 13, Bukhari Commercial Area Phase VI, D.H.A., Karachi	
<b>Transfer Agent</b>	<b>MCB-Arif Habib Savings &amp; Investments Limited</b> Adamjee House, 2nd Floor I.I. Chundrigar Road, Karachi.	
<b>Rating</b>	<b>AM1</b> Asset Manager Rating assigned by PACRA	

# REPORT OF THE DIRECTOR OF THE MANAGEMENT COMPANY FOR THE NINE MONTHS AND QUARTER ENDED MARCH 31, 2022

---

---

**Dear Investor,**

On behalf of the Board of Directors, we are pleased to present **Alhamra Islamic Income Fund** accounts review for the nine months & quarter ended March 31, 2022.

## **Economy and Money Market Review**

Political turmoil in the country has taken the central stage in past few weeks where we witnessed ruling party coalition government lost majority in the National Assembly and overthrown by opposition led coalition. In the backdrop of weak economic environment, the transition resulted in significant volatility in equity, fixed income and exchange rate markets. In heightened political environment, markets will increasingly focus on efforts of the new government on policies and measures taken to stabilize the economy.

The fiscal year (July – June) started on strong note with government’s renewed focus on reviving growth through several incentives in fiscal year 2022 (FY22) budget to spur growth. This was in addition to lagged impact of monetary easing and incentives on capital investment at lower rates (TERF), which further supported to growth premise. However, the sharp recovery in domestic demand, coupled with rising international commodity prices, led to a strong pick-up in imports and a commensurate increase in the current account deficit. The start of Russia Ukraine conflict inflicted additional misery as international commodities prices spiked up further to multi-year high.

The country posted a current account deficit of USD 12.1bn in 8MFY22 compared to a surplus of USD 1.0bn in the corresponding period last year. This was the largest CAD since FY18, when country witnessed a deficit of USD 10.6bn in first eight months of the fiscal year. The deterioration came in primarily on the back of higher imports which grew by 49.1% in 8MFY22 compared to export growth of 28.1%. Trade Deficit increased by 70.2% to USD 27.3bn compared to USD 16.0bn in same period last year. The unprecedented increase in imports mainly came from historic high prices of our commodity basket including crude oil, palm oil, coal coupled with one time vaccines imports. As per our estimates, prices contributed more than two-third of the increase in import bill.

Foreign exchange reserves of central bank saw a decrease of USD 5.3bn on account of higher current account deficit and debt repayments. Pakistan was also unable to timely roll over commercial loan of USD 2.2bn from China which put further pressure on reserves. In addition, a USD 900mn penalty payment to settle Reko Dik case further dragged the reserves to 22 months’ low of USD 11.3bn, implying an import cover of hardly a couple of months. These outflows coupled with widening current account deficit led PKR to lost ground against USD by 14.1% since start of the fiscal year.

Inflation remained a concern as rising commodities continued to create challenges for policy makers. Headline inflation represented by CPI averaged 10.7% in 9MFY22 compared to 8.4% in 9MFY21. The rise mainly came from higher food prices, elevated energy costs (both electricity and fuel) and second round impact of PKR depreciation, which keeps the prices of imported commodities high. Core inflation as measured by Non Food Non Energy also depicted an upward trend as it increased to 9.5% in March 2022 compared to 6.9% in June 2021. The SBP increased policy rate by a cumulative 525bps to 12.75% in the fiscal year to counter inflationary pressures and slow aggregate demand.

On the fiscal side FBR tax collection increased by 29.1% in 9MFY22 to PKR 4,382bn compared to PKR 3,394bn during same period last year. This exceeded the target of 4,134bn by 248bn. The improved tax collection was primarily on the back of higher custom duty and sales tax collected on import stage.

Secondary markets yields have increased significantly in 9MFY22 as SBP started the monetary tightening cycle. The recent depreciation in rupee along with persistently high commodity prices

## **REPORT OF THE DIRECTOR OF THE MANAGEMENT COMPANY FOR THE NINE MONTHS AND QUARTER ENDED MARCH 31, 2022**

---

---

will add pressure to inflation and we expect average inflation numbers to remain elevated in medium term. Bond yields for tenors of 3 years, 5 years and 10 years witnessed a rise of 2.4%, 2.1% and 1.4%, respectively during the period.

### **FUND PERFORMANCE**

During the period under review, the fund generated an annualized return of 8.23% as against its benchmark return of 3.18%.

The fund was 13.2% invested in Corporate Sukuks while significant exposure was in Cash. The Net Assets of the Fund as at March 31, 2022 stood at Rs. 8,227 million as compared to Rs. 5,575 million as at June 30, 2021 registering an increase of 47.57%.

The Net Asset Value (NAV) per unit as at March 31, 2022 was Rs. 108.2568 as compared to opening NAV of Rs. 101.9608 per unit as at June 30, 2021 registering an increase of Rs. 6.296 per unit.

### **Economy & Market – Future Outlook**

The ongoing Russia – Ukraine war has kept international commodity prices at elevated levels which have exacerbated fears about the import bill and external outlook going forward. In addition, due to political pressure the government resorted to the populist move to absorb the hike in international energy prices and keep petroleum prices unchanged. This have undermined the structural reform process and put the IMF program on hold. Going forward the new government will have to engage with the IMF and find the right balance of growth and external account sustainability.

We estimate GDP to grow by 4.5% this year, slightly lower than the government target of 4.8%. We expect Agriculture, Industrial and Services sectors to grow by 4.5%, 4.1% and 4.5% respectively. Industrial sector growth is likely to remain robust but below government's target due to demand compression as a result of monetary tightening. Agriculture sector growth on the other hand is likely to exceed government estimates due to growth in wheat and cotton crop. The Covid vaccination roll out has been quite successful which is anticipated to unleash Services growth as this segment was the most affected by the pandemic.

The persistently elevated international commodities prices especially petroleum, palm oil, fertilizers and steel, has led to a strong pick-up in imports and a rise in the current account deficit, which we expect to close the year around USD 19.0bn (5.7% of GDP). This would be the largest current account deficit since fiscal year 2018, when the country posted CAD of USD 19.2bn (6.1% of GDP). Responding to a high CAD, we expect PKR to depreciate further to end the fiscal year near PKR 192 against a dollar.

Successful resumption of the IMF program will be a key prerequisite to keep the financial account in positive zone. The SBP is expected to continue to discourage unnecessary imports and use flexible market determined exchange rate and appropriate monetary policy setting to ensure sustainable external account position. The remittances along with bilateral and multilateral flows would also be crucial in managing our external position.

We expect Average FY22 and FY23 inflation to clock at 11.6% and 13.8% respectively assuming international oil stays above USD 100/bbl. The recent hike in commodity prices and the resultant currency depreciation is likely to keep inflation numbers elevated in near term. In the recent monetary policy held in April-22 SBP increased policy rate by 250bps to 12.25% due to significant uncertainty around outlook for international commodities and global financial condition as result of Russia Ukraine war. As per the SBP the recent rate hike increased forward looking interest rates to mildly positive territory. Thus we may be at the end of monetary tightening cycle.

## REPORT OF THE DIRECTOR OF THE MANAGEMENT COMPANY FOR THE NINE MONTHS AND QUARTER ENDED MARCH 31, 2022

---

From capital market perspective, particularly equities, the recent correction in stock prices have opened up valuation. The market has priced in interest rate increase and currency depreciation. Market cap to GDP ratio has declined to 13.4%, a discount of 69% from its historical average. Similarly, risk premiums are close to 6.0%, compared to historical average of 1.9% signifying deep discount at which market is trading. We believe a micro view of sectors and stock will remain important and investment selection should focus on companies which trade at a deep discount to their intrinsic value. The market is currently trading at PER of 5.7x, while offering a dividend yield of 8.3%.

For debt holders, we expect Money Market Funds to continue to seamlessly mirror policy rates throughout the year. On the other hand, government bonds yields may continue to remain at elevated levels given inflationary pressure. We remain cautious at the current levels of bond yields and would continue to monitor the data points to capitalize on opportunities.

### **Mutual Fund Industry Review**

The Net Assets of the open end mutual fund industry increased by about 7.4% during the nine months to PKR 1,093bn. Total money market funds grew by about 11.9% since June 2021. Within the money market sphere, the conventional funds dominated with a growth of about 19.6% to PKR 341bn while Islamic funds declined by 0.2% to PKR 181bn. In addition, the total fixed Income funds increased by about 17.7% since June 2021, as the conventional income funds rose by 21.5% to PKR 153bn. Equity and related funds declined by 11.3% as market witnessed a decline in 9MFY22 eroding AUMS as concern over macroeconomic and geopolitical factors kept investors at bay.

In terms of the segment share, Money Market funds were the leader with a share of around 47.8%, followed by Income funds with a share of 26.4% and Equity and Equity related funds having a share of 24.3% as at the end of 9MFY22.

### **Mutual Fund Industry Outlook**

The recent increase in interest rates would increase flows in the money market funds. The money markets funds by virtue of its short duration would be the ideal for investors with a short term horizon and low risk profile. However recent correction in stock prices have opened up valuations and long term investors would look to add equity exposure at these attractive levels. Our operations remained seamless and given our competitive edge due to aggressive investment in digital access and online customer experience, the environment provides an opportunity with growing number of investors available online.


### **ACKNOWLEDGMENT**

The Board is thankful to the Fund's valued investors, the Securities and Exchange Commission of Pakistan and the Trustees of the Fund for their continued cooperation and support. The Directors also appreciate the efforts put in by the management team.

On behalf of Directors,



**Muhammad Saqib Saleem**  
Chief Executive Officer  
April 20, 2022



**Nasim Beg**  
Director/Vice Chairman  
April 20, 2022

## ڈائریکٹرز رپورٹ

ہمارے آپریشنز بلا رکاوٹ جاری رہے، اور ڈیجیٹل رسائی اور آن لائن سہولیات میں بھرپور سرمایہ کاری کے نتیجے میں ہمیں جو سبقت حاصل ہے اس کی بدولت ہم آن لائن دستیاب سرمایہ کاروں کی بڑھتی ہوئی تعداد سے استفادہ کر سکے۔

اظہار تشکر

بورڈ آف ڈائریکٹرز فنڈ کے قابل قدر سرمایہ کاروں، سیکورٹیز اینڈ ایکسچینج کمیشن آف پاکستان اور فنڈ کے ٹرسٹیز کی مسلسل معاونت و حمایت کے لیے شکرگزار ہے۔ علاوہ ازیں، ڈائریکٹرز انتظامیہ ٹیم کی کاوشوں کو بھی خراج تحسین پیش کرتے ہیں۔

من جانب ڈائریکٹرز



نسیم بیگ  
ڈائریکٹر اوپنس چیئر مین  
20 اپریل 2022ء



محمد ثاقب سلیم  
چیف ایگزیکٹو آفیسر  
20 اپریل 2022ء



## ڈائریکٹرز رپورٹ

کے نتیجے میں forward looking شروع سود بڑھ کر معتدل حد تک مثبت محل وقوع میں آگئی ہیں۔ چنانچہ مالیاتی سختی کے دور کا اختتام متوقع ہے۔

کیپیٹل مارکیٹ، خصوصاً ایکویٹیز کے تناظر سے، اسٹاک کی قیمتوں میں حالیہ تصحیح سے valuation کھل گئی ہے۔ مارکیٹ نے سود کی شرح میں اضافے اور روپے کی قدر میں کمی سے فائدہ اٹھایا ہے۔ مارکیٹ cap کا مجموعی ملکی پیداوار (جی ڈی پی) کے ساتھ تناسب کم ہو کر 13.4 فیصد ہو گیا ہے جو اس کے قدیم اوسط سے 69 فیصد کمی ہے۔ اسی طرح، رسک پریمیئم 6.0 فیصد کے قریب ہیں جو اپنے قدیم اوسط 1.9 فیصد کے مقابلے میں مارکیٹ میں جاری تجارت میں گہری رعایت کی نشاندہی کرتے ہیں۔ ہم سمجھتے ہیں کہ سیکٹرز اور اسٹاک کی خورد تصویر اہم رہے گی اور سرمایہ کاری کے انتخاب کا انحصار ایسی کمپنیوں پر ہونا چاہیے جو اپنی اندرونی قدر میں گہری رعایت پر تجارت کرتی ہیں۔ فی الوقت مارکیٹ میں 5.7 گنا PER پر تجارت ہو رہی ہے جبکہ 8.3 فیصد ڈیویڈنڈ منافع پیش کیا جا رہا ہے۔

قرض حاملین کے لیے ہم توقع کرتے ہیں کہ بازار زر کے فنڈ سال بھر بلا رکاوٹ پالیسی شرحوں کی عکاسی جاری رکھیں گے۔ دوسری جانب حکومتی بانڈز کے منافع جات افراط زر کے دباؤ کے باعث بلند سطحوں پر برقرار رہیں گے۔ ہم بانڈز کے منافعوں کی موجودہ سطحوں کے حوالے سے محتاط ہیں اور ڈیٹا پوائنٹس کی نگرانی جاری رکھیں گے تاکہ مواقع سے فائدہ اٹھایا جاسکے۔

### میوچل فنڈ صنعت کا جائزہ

مالی سال 2022ء کے ابتدائی نو ماہ کے دوران اوپن end میوچل فنڈ صنعت کے net اثاثہ جات تقریباً 7.4 فیصد بڑھ کر 1,093 بلین روپے ہو گئے۔ منی مارکیٹ کے مجموعی فنڈز میں جون 2021ء کے بعد سے تقریباً 11.9 فیصد اضافہ ہوا۔ منی مارکیٹ کے دائرہ کار میں روایتی فنڈز حاوی رہے جو تقریباً 19.6 فیصد بڑھ کر 341 بلین روپے ہو گئے، جبکہ اسلامک فنڈز 0.2 فیصد کم ہو کر 181 بلین روپے ہو گئے۔ مزید برآں، مجموعی فیکسڈ انکم فنڈز میں جون 2021ء سے تقریباً 17.7 فیصد اضافہ ہوا کیونکہ روایتی انکم فنڈز 21.5 فیصد بڑھ کر 153 بلین روپے ہو گئے۔ ایکویٹی اور متعلقہ فنڈز میں 17.7 فیصد کمی ہوئی کیونکہ مالی سال 2022ء کے ابتدائی نو ماہ کے دوران مارکیٹ تنزل کا شکار رہی جس کے نتیجے میں مجموعی معاشی اور جغرافیائی۔ سیاسی عوامل پر تشویش کے باعث سرمایہ کاروں کی حوصلہ شکنی اثاثہ جات تحت الانظامیہ (AUMs) میں انحطاط کا سبب بنی۔

شعبہ جاتی اعتبار سے منی مارکیٹ فنڈز تقریباً 47.8 فیصد حصے کے ساتھ سب سے آگے رہے، جبکہ انکم فنڈز 26.4 فیصد حصے اور ایکویٹی اور ایکویٹی سے متعلقہ فنڈز 24.3 فیصد حصے کے ساتھ بالترتیب دوسرے اور تیسرے نمبر پر رہے۔

### میوچل فنڈ صنعت کے مستقبل کے امکانات

سود کی شرحوں میں حالیہ اضافے سے منی مارکیٹ فنڈز میں آمدات میں اضافہ ہوگا۔ منی مارکیٹ فنڈز اپنی مختصر میعاد کی بدولت ایسے سرمایہ کاروں کے لیے موزوں ترین ہوں گے جو مختصر مدت کے لیے کم خطرات کے ساتھ چلنا چاہتے ہیں۔ تاہم اسٹاک کی قیمتوں میں حالیہ تصحیح سے valuations کھل گئی ہیں اور طویل المیعاد سرمایہ کاران پر کشش سطحوں پر ایکویٹی میں سرمایہ کاری کرنا چاہیں گے۔

### معیشت اور بازار - مستقبل کے امکانات

روس اور یوکرین کے مابین جاری جنگ نے بین الاقوامی اشیائی قیمتوں کو بلند سطحوں پر رکھا ہوا ہے جس کے باعث درآمداتی بل اور خارجی جہت کے امکانات سے متعلق اندیشوں میں اضافہ ہوا ہے۔ مزید برآں، حکومت نے سیاسی دباؤ کے باعث populist (یعنی عوام کی مملکت کا) قدم اٹھایا تاکہ توانائی کی بین الاقوامی قیمتوں کو جذب کیا جاسکے اور پٹرولیم کی قیمتوں کو غیر تبدیل شدہ رکھا جاسکے۔ اس کے نتیجے میں بنیادی ڈھانچے سے متعلق اصلاح کے عمل میں رکاوٹ پیدا ہوئی اور آئی ایم ایف پروگرام التواء کا شکار ہو گیا ہے۔ مستقبل میں نئی حکومت کو آئی ایم ایف کے ساتھ مربوط ہو کر ترقی اور خارجی اکاؤنٹ کے استحکام کے مابین درست توازن تلاش کرنا ہوگا۔

ہمارے اندازے کے مطابق مجموعی ملکی پیداوار (جی ڈی پی) میں اس سال 4.5 فیصد اضافہ ہوگا، جو حکومتی ہدف 4.8 فیصد سے کچھ کم ہے۔ زراعت، صنعت اور خدمات کے شعبوں میں بالترتیب 4.5 فیصد، 4.1 فیصد اور 4.5 فیصد ترقی متوقع ہے۔ صنعتی شعبے کی ترقی تیز رفتار ہو سکتی لیکن حکومتی ہدف سے کم رہے گی کیونکہ مالیاتی سختی کے نتیجے میں طلب سنکڑ گئی ہے۔ البتہ گندم اور کپاس کی بہتر فصل کی بدولت زراعت کے شعبے کی ترقی حکومتی تخمینوں سے سبقت لے جاسکتی ہے۔ کووڈ ویکسینیشن کا دورانی کا میاب رہا جس کے نتیجے میں خدمات کے شعبے میں بحالی متوقع ہے کیونکہ یہ شعبہ بقاء سے سب سے زیادہ متاثر ہوا تھا۔

مسلل بڑھی ہوئی بین الاقوامی اشیائی قیمتوں، خصوصاً پٹرولیم، پام تیل، کھاد اور اسٹیل، کے نتیجے میں درآمدات میں بھرپور بحالی اور کرنٹ اکاؤنٹ خسارے میں اضافہ ہوا ہے جو اختتام سال پر ہمارے اندازے کے مطابق تقریباً 19.0 بلین ڈالر (جی ڈی پی کا 5.7 فیصد) ہوگا۔ یہ مالی سال 2018ء میں ہونے والے 19.2 بلین ڈالر خسارے (جی ڈی پی کا 6.1 فیصد) کے بعد تاحال سب سے بڑا خسارہ ہوگا۔ اس بلند خسارے کے ردعمل میں ہم سمجھتے ہیں کہ روپے کی قدر میں مزید کمی ہوگی اور مالی سال کے اختتام پر یہ تقریباً 192 روپے بالمقابل ایک ڈالر ہوگا۔

آئی ایم ایف پروگرام کی کامیاب بحالی مالیاتی اکاؤنٹ کو مثبت محل وقوع میں رکھنے کے لیے کلیدی شرط ہوگی۔ اسٹیٹ بینک آف پاکستان متوقع طور پر غیر ضروری درآمدات کی حوصلہ شکنی جاری رکھے گا اور مارکیٹ سے تعین کردہ لچکدار شرح مبادلہ اور موزوں مالیاتی پالیسی کے ذریعے خارجی اکاؤنٹ کے استحکام کو یقینی بنائے گا۔ ترسیلات زر جمع دو جہتی اور کثیر الجہتی آمدات بھی خارجی اکاؤنٹ کو سنبھالنے میں اہم عوامل ثابت ہوں گے۔

افراط زر کا اوسط مالی سال 2022ء میں 11.6 فیصد اور مالی سال 2023ء میں 13.8 فیصد متوقع ہے بشرطیکہ تیل کی بین الاقوامی قیمت 100 ڈالر فی بیرل برقرار رہے۔ اشیائی قیمتوں میں حالیہ اضافہ اور اس کے نتیجے میں ہونے والی روپے کی قدر میں کمی کے باعث افراط زر کے قریب المیعاد میں بلند رہنے کا امکان ہے۔ حالیہ مانیٹری پالیسی منعقدہ اپریل 2022ء میں اسٹیٹ بینک آف پاکستان (ایس بی پی) نے پالیسی شرح میں 250 بی پی ایس اضافہ کر کے اسے 12.25 فیصد کر دیا کیونکہ روس اور یوکرین کے مابین جنگ کے باعث بین الاقوامی اشیائی قیمتوں اور عالمی مالی حالات میں غیر یقینی صورتحال پیدا ہو گئی ہے۔ ایس بی پی کے مطابق شرح میں حالیہ اضافے

## ڈائریکٹرز رپورٹ

افراطِ زر باعثِ تشویش بنی رہی کیونکہ بڑھتی ہوئی اشیائی قیمتوں کی وجہ سے پالیسی ساز مشکلات کا شکار رہے۔ مجموعی افراطِ زر، جس کی ترقیاتی صافائی قیمت کے انڈیکس (سی پی آئی) سے ہوتی ہے، کا اوسط مالی سال 2022ء کے ابتدائی نو ماہ میں 10.7 فیصد تھا، جبکہ مالی سال 2021ء کے ابتدائی نو ماہ میں 8.4 فیصد تھا۔ اس اضافے کی بنیادی وجوہ اشیائے خورد و نوش کی بڑھتی ہوئی قیمتیں، توانائی (بجلی اور ایندھن، دونوں) کی لاگتوں میں اضافہ، اور پاکستانی روپے کی قدر میں کمی کے دوسرے مرحلے کا اثر تھیں، جس سے درآمد شدہ اشیاء کی قیمتیں بلند رہتی ہیں۔ بنیادی افراطِ زر، جس کی پیمائش اشیائے خورد و نوش اور توانائی کے علاوہ سے ہوتی ہے، میں بھی اضافے کا رجحان رہا اور مارچ 2022ء میں 9.5 فیصد تک جا پہنچی، جبکہ جون 2021ء میں 6.9 فیصد تھی۔ اسٹیٹ بینک آف پاکستان (ایس بی پی) پالیسی شرح میں مجموعی طور پر 525 بیس پوائنٹس (بی پی ایس) کا اضافہ کر کے اسے 12.75 فیصد تک لے گیا تاکہ افراطِ زر کے دباؤ اور مجموعی طلب میں سست روی کا مقابل کیا جاسکے۔

مالیاتی جہت میں فیڈرل بورڈ آف ریونیو (ایف بی آر) کی ٹیکس وصولی مالی سال 2022ء کے ابتدائی نو ماہ میں 29.1 فیصد بڑھ کر 4,382 بلین روپے تک پہنچ گئی جو 4,134 بلین روپے کے ہدف سے 248 بلین روپے زیادہ تھی، جبکہ گزشتہ سال مماثل مدت کے دوران 3,394 بلین روپے تھی۔ اس بہتر کارکردگی کی بنیادی وجہ درآمد کے مرحلے پر پہلے سے زیادہ کسٹم ڈیوٹی اور سیلز ٹیکس کی وصولی ہے۔

ثانوی مارکیٹوں کے منافع جات میں مالی سال 2022ء میں قابل ذکر اضافہ ہوا ہے کیونکہ ایس بی پی نے مالیاتی سختی کے دور کا آغاز کر دیا۔ روپے کی قدر میں حالیہ کمی کے ساتھ ساتھ مسلسل بڑھی ہوئی اشیائی قیمتوں سے افراطِ زر پر دباؤ میں اضافہ ہوگا اور افراطِ زر کا اوسط درمیانی مدت میں متوقع طور پر بلند رہے گا۔ تین، پانچ اور دس سالہ بانڈز کے منافع جات میں دوران مدت بالترتیب 2.1، 2.4 اور 1.4 فیصد اضافہ ہوا۔

### فنڈ کی کارکردگی

زیر جائزہ مدت کے دوران فنڈ نے 3.23 فیصد سالانہ منافع حاصل کیا جبکہ اس کا مقررہ منافع 3.18 فیصد تھا۔

فنڈ کی 13.2 فیصد سرمایہ کاری کارپوریٹ سکوکس میں رہی جبکہ اہم سرمایہ کاری کیش میں تھی۔

31 مارچ 2022ء کو فنڈ کے خالص اثاثے 8,227 ملین روپے رہے جبکہ 30 جون 2021ء کو 5,575 ملین روپے تھے، یعنی

47.57 فیصد اضافہ درج کیا گیا۔

31 مارچ 2022ء کو خالص اثاثہ قدر (این اے وی) فی یونٹ 108.2568 روپے رہی جبکہ 30 جون 2021ء کو این اے وی

101.9608 روپے فی یونٹ تھی، یعنی 6.296 روپے فی یونٹ کا اضافہ درج کیا گیا۔

## ڈائریکٹرز رپورٹ

عزیز سرمایہ کار

بورڈ آف ڈائریکٹرز کی جانب سے الحمرا اسلامک انکم فنڈ کے گوشواروں کا جائزہ برائے نومبر اور سہ ماہی مختتمہ 31 مارچ 2022ء پیش خدمت ہے۔

### معیشت اور بازار کا جائزہ

گزشتہ کچھ ہفتوں کے دوران ملک میں سیاسی افراتفری توجہ کا مرکز بنی رہی۔ حکمران جماعت نے قومی اسمبلی میں اکثریت کھودی اور حزب اختلاف کی قیادت میں بننے والے اتحاد کے ہاتھوں حکومت کا تختہ الٹ گیا۔ یہ تبدیلی پہلے سے ہی کمزور معاشی ماحول کے پس منظر میں ایکویٹی، مقررہ آمدنی اور شرح مبادلہ کی مارکیٹوں میں عدم استحکام کا باعث بنی۔ اس مضطرب سیاسی ماحول میں مارکیٹیں نئی حکومت کی معیشت کو مستحکم کرنے کی پالیسیوں اور اقدام کی منتظر ہیں۔

مالی سال (جولائی-جون) کا آغاز مضبوط نوٹ کے ساتھ ہوا جس میں حکومت کی جانب سے مالی سال 2022 (FY22) کے بجٹ میں کئی مراعات کے ذریعے ترقی کی بحالی پر نئی توجہ مرکوز کی گئی۔ یہ مالیاتی تسہیل کے تاخیری اثر اور کم شرحوں (TERF) پر سرمایہ کاری کی ترغیبات پر مستزاد تھا جس سے ترقی کو مزید معاونت حاصل ہوئی۔ تاہم مقامی طلب میں تیز رفتار بحالی اور اس کے ساتھ ساتھ بڑھتی ہوئی بین الاقوامی اشیائی قیمتوں کے نتیجے میں درآمدات میں بھی بھرپور بحالی ہوئی اور کرنٹ اکاؤنٹ خسارے میں متناسب اضافہ ہوا۔ روس اور یوکرین کے مابین تنازعے کے باعث مشکلات میں اضافہ ہوا کیونکہ بین الاقوامی اشیائی قیمتیں کئی برسوں کی بلند ترین سطح پر پہنچ گئیں۔

مالی سال 2022ء کے ابتدائی آٹھ ماہ میں ملک کا کرنٹ اکاؤنٹ خسارہ 12.1 بلین ڈالر تھا، جبکہ گزشتہ سال کی مماثل مدت میں 1.0 بلین ڈالر فاضل (منافع) تھا۔ یہ مالی سال 2018ء کے ابتدائی آٹھ ماہ میں ہونے والے 10.6 بلین ڈالر خسارے سے تاحال سب سے زیادہ خسارہ تھا۔ اس کی بنیادی وجہ ابتدائی آٹھ ماہ درآمدات میں 49.1 فیصد اضافہ تھی، جبکہ برآمدات میں اضافہ 28.1 فیصد تھا۔ تجارتی خسارہ 70.2 فیصد بڑھ کر 27.3 بلین ڈالر ہو گیا، جبکہ گزشتہ سال کی مماثل مدت میں 16.0 بلین ڈالر تھا۔ درآمدات میں یہ فقید المثال اضافہ ہماری اشیائی basket کی قدیم بلند قیمتوں کی بدولت ہوا، بشمول خام تیل، پام تیل، کونڈے اور اس کے ساتھ ساتھ ویکسین کی یکبار درآمد۔ ہمارے اندازے کے مطابق درآمداتی بل میں قیمتوں کا دو تہائی حصہ تھا۔

مرکزی بینک کے زیر مبادلہ کے ذخائر میں 5.3 بلین ڈالر کمی ہوئی جس کی وجہ کرنٹ اکاؤنٹ کا بلند تر خسارہ اور ادائیگی و قرض میں اضافہ تھا۔ علاوہ ازیں، پاکستان چین سے 2.2 بلین ڈالر کے تجارتی قرض کی بروقت تجدید نہیں کر سکا جس کے باعث ذخائر پر مزید دباؤ پڑا۔ مزید برآں، ریکوڈک معاملے کو نمٹانے کے لیے 900 ملین ڈالر جرمانے کی ادائیگی کے باعث ذخائر گزشتہ 22 ماہ کی پست ترین سطح 11.3 بلین ڈالر پر پہنچ گئے، یعنی بمشکل کچھ ماہ کا درآمداتی cover۔ یہ اخراجات بمع پھیلنے ہوئے کرنٹ اکاؤنٹ خسارے کے نتیجے میں روپے کی ڈالر کے مقابلے میں قدر مالی سال کے آغاز سے 14.1 فیصد کم ہو گئی۔

## CONDENSED INTERIM STATEMENT OF ASSETS AND LIABILITIES AS AT MARCH 31, 2022

		(Un-audited) March 31, 2022	(Audited) June 31, 2021
	Note	----- (Rupees in '000) -----	
<b>ASSETS</b>			
Bank balances	4	4,700,423	2,722,889
Investments	5	3,037,223	3,460,077
Markup receivable		129,924	40,771
Advances, deposits, prepayments and other receivables		385,468	16,409
<b>Total assets</b>		<b>8,253,039</b>	<b>6,240,146</b>
<b>LIABILITIES</b>			
Payable to MCB-Arif Habib Savings and Investments Limited - Management Company	6	6,151	2,783
Payable to Central Depository Company of Pakistan Limited - Trustee		616	515
Payable to Securities and Exchange Commission of Pakistan		1,163	1,341
Payable against purchase of investments		-	605,180
Accrued expenses and other liabilities	7	17,652	55,211
<b>Total liabilities</b>		<b>25,583</b>	<b>665,030</b>
<b>NET ASSETS</b>		<b>8,227,456</b>	<b>5,575,116</b>
<b>UNIT HOLDERS' FUND (AS PER STATEMENT ATTACHED)</b>		<b>8,227,456</b>	<b>5,575,116</b>
<b>CONTINGENCIES AND COMMITMENTS</b>	8	----- (Number of units) -----	
<b>NUMBER OF UNITS IN ISSUE</b>		<b>75,999,431</b>	<b>54,679,036</b>
		----- (Rupees) -----	
<b>NET ASSET VALUE PER UNIT</b>		<b>108.2568</b>	<b>101.9608</b>

The annexed notes 1 to 15 form an integral part of this condensed interim financial information.


For MCB-Arif Habib Savings and Investments Limited  
(the Management Company)



Chief Executive Officer



Chief Financial Officer



Director

**CONDENSED INTERIM INCOME STATEMENT (UN-AUDITED)  
FOR THE NINE MONTHS AND QUARTER ENDED MARCH 31, 2022**

	Nine Months ended March 31,		Quarter ended March 31,	
	2022	2021	2022	2021
	Note ----- (Rupees in '000) -----			
<b>INCOME</b>				
Income from government securities	50,183	55,228	24,274	34,409
Capital (loss) / gain on sale of investments - net	127	(12,893)	(0)	(9,104)
Income from sukuk certificates	121,739	111,499	53,259	70,688
Markup on deposits with bank	210,630	152,285	94,631	109,945
Income on term deposits receipts and Bi Muajjal	84,548	19,480	27,841	19,480
Income on commercial paper	34,820	14,822	10,453	4,477
Unrealised appreciation / (diminution) in fair value of investments classified as 'at fair value through profit or loss' - net	(8,287)	15,339	(14,135)	5,154
Other income	629	22	29	22
<b>Total income</b>	<b>494,389</b>	<b>355,780</b>	<b>196,352</b>	<b>235,070</b>
<b>EXPENSES</b>				
Remuneration of MCB-Arif Habib Savings and Investments Limited - Management Company	24,797	16,792	10,333	11,010
Sindh Sales Tax on remuneration of Management Company	3,224	2,183	1,344	1,431
Allocated expenses	5,821	4,970	2,057	3,415
Remuneration of Central Depository Company of Pakistan Limited - Trustee	4,366	3,728	1,542	2,554
Sindh Sales Tax on remuneration of the Trustee	568	484	201	332
Annual fees of Securities and Exchange Commission of Pakistan	1,163	994	410	682
Auditors' remuneration	458	456	150	303
Security and transaction cost	58	520	-	305
Marketing and selling expenses	6,458	8,125	-	5,005
Settlement and bank charges	546	459	138	420
Fees and subscriptions	584	223	127	114
Legal and professional charges	469	580	42	546
Shariah advisory fee	541	558	178	353
Printing and related costs	25	31	14	30
<b>Total expenses</b>	<b>49,076</b>	<b>40,102</b>	<b>16,534</b>	<b>26,500</b>
<b>Net income from operating activities</b>	<b>445,313</b>	<b>315,678</b>	<b>179,818</b>	<b>208,570</b>
(Reversal) / Provision against Sindh Workers' Welfare Fund	(24,787)	6,314	-	4,171
<b>Net income for the period before taxation</b>	<b>470,100</b>	<b>309,364</b>	<b>179,818</b>	<b>204,399</b>
Taxation	-	-	-	-
<b>Net income for the period after taxation</b>	<b>470,100</b>	<b>309,364</b>	<b>179,818</b>	<b>204,399</b>
<b>Allocation of net income for the period:</b>				
Net income for the year after taxation	470,100	309,364		
Income already paid on units redeemed	(98,185)	(144,851)		
	<b>371,916</b>	<b>164,513</b>		
<b>Accounting income available for distribution</b>				
Relating to capital gains	-	877		
Excluding capital gains	<b>371,916</b>	<b>163,636</b>		
	<b>371,916</b>	<b>164,513</b>		
<b>Earnings per unit</b>				

The annexed notes 1 to 15 form an integral part of this condensed interim financial information.


For MCB-Arif Habib Savings and Investments Limited  
(the Management Company)



Chief Executive Officer



Chief Financial Officer



Director

**CONDENSED INTERIM STATEMENT OF COMPREHENSIVE INCOME (UN-AUDITED)  
FOR THE NINE MONTHS AND QUARTER ENDED MARCH 31, 2022**

	Nine Months ended March 31,		Quarter ended March 31,	
	2022	2021	2022	2021
	----- (Rupees in '000) -----			
<b>Net income for the period after taxation</b>	<b>470,100</b>	309,364	<b>179,818</b>	204,399
Other comprehensive income	-	-	-	-
<b>Total comprehensive income for the period</b>	<b>470,100</b>	309,364	<b>179,818</b>	204,399

The annexed notes 1 to 15 form an integral part of this condensed interim financial information.


For MCB-Arif Habib Savings and Investments Limited  
(the Management Company)



Chief Executive Officer



Chief Financial Officer



Director

**CONDENSED INTERIM STATEMENT OF MOVEMENT IN UNIT HOLDERS' FUND (UN-AUDITED)  
FOR THE NINE MONTHS ENDED MARCH 31, 2022**

	Nine Months ended March 31,					
	2022			2021		
	(Rupees in '000)					
Capital Value	Undistributed income	Total	Capital Value	Undistributed income	Total	
Net assets at beginning of the period	5,542,585	32,531	5,575,116	4,412,266	29,934	4,442,200
Issue of 89,290,585 units (2021: 137,848,793 units):						
- Capital value (at net asset value per unit at the beginning of the period)	9,104,134	-	9,104,134	14,039,238	-	14,039,238
- Element of income	230,375	-	230,375	213,988	-	213,988
	9,334,509	-	9,334,509	14,253,226	-	14,253,226
Redemption of 67,970,189 units (2021: 120,962,542 units):						
- Capital value (at net asset value per unit at the beginning of the period)	(6,930,292)	-	(6,930,292)	(12,319,454)	-	(12,319,454)
- Element of income	(123,793)	(98,185)	(221,978)	(82,897)	(144,851)	(227,748)
	(7,054,085)	(98,185)	(7,152,270)	(12,402,351)	(144,851)	(12,547,202)
Total comprehensive income for the period	-	470,100	470,100	-	309,364	309,364
<b>Net assets as at the end of the period</b>	<b>7,823,009</b>	<b>404,447</b>	<b>8,227,456</b>	<b>6,263,141</b>	<b>194,447</b>	<b>6,457,589</b>
Undistributed income brought forward						
- Realised		17,785			27,041	
- Unrealised		14,747			2,893	
		32,531			29,934	
Accounting income available for distribution						
- Relating to capital gains		-			877	
- Excluding capital gains		371,916			163,636	
		371,916			164,513	
<b>Undistributed income carried forward</b>		<b>404,447</b>			<b>194,447</b>	
Undistributed income carried forward						
- Realised		404,447			179,108	
- Unrealised		-			15,339	
		404,447			194,447	
		(Rupees)			(Rupees)	
Net assets value per unit as at beginning of the period		101.9608			101.8452	
Net assets value per unit as at end of the period		108.2568			106.7309	

The annexed notes 1 to 15 form an integral part of this condensed interim financial information.

For MCB-Arif Habib Savings and Investments Limited  
(the Management Company)



Chief Executive Officer



Chief Financial Officer



Director



**CONDENSED INTERIM CASH FLOW STATEMENT (UN-AUDITED)  
FOR THE NINE MONTHS ENDED MARCH 31, 2022**

	Nine Months ended March 31, March 31,	
	2022	2021
	----- (Rupees in '000) -----	
<b>CASH FLOWS FROM OPERATING ACTIVITIES</b>		
Net income for the period before taxation	470,100	309,364
<b>Adjustments for non cash and other items:</b>		
Unrealised (appreciation) / diminution in value of investments classified as 'at fair value through profit or loss' - net	8,287	(15,339)
	478,387	294,025
<b>Decrease / (Increase) in assets</b>		
Investments	414,567	187,660
Profit receivable	(89,153)	(12,136)
Advances, deposits and prepayments	(369,059)	(4,783)
	(43,645)	170,741
<b>Increase / (decrease) in liabilities</b>		
Payable to MCB-Arif Habib Savings and Investments Limited - Management Company	3,368	(248)
Payable to Central Depository Company of Pakistan Limited - Trustee	101	165
Payable to Securities and Exchange Commission of Pakistan	(178)	334
Dividend payable	-	(1)
Payable against purchase of investments	(605,181)	468,155
Accrued expenses and other liabilities	(37,559)	4,745
	(639,448)	473,150
<b>Net cash generated from / (used in) operating activities</b>	(204,707)	937,916
<b>CASH FLOWS FROM FINANCING ACTIVITIES</b>		
Receipts from issuance of units	9,282,274	14,253,226
Payments on redemption of units	(7,100,034)	(12,547,202)
<b>Net cash generated from / (used in) financing activities</b>	2,182,240	1,706,025
<b>Net increase in cash and cash equivalents during the period</b>	1,977,534	2,643,941
Cash and cash equivalents at beginning of the period	2,722,889	1,760,297
<b>Cash and cash equivalents at end of the period</b>	4,700,423	4,404,238

The annexed notes 1 to 15 form an integral part of this condensed interim financial information.

For MCB-Arif Habib Savings and Investments Limited  
(the Management Company)



Chief Executive Officer



Chief Financial Officer



Director

# NOTES TO AND FORMING PART OF THE CONDENSED INTERIM FINANCIAL STATEMENTS (UNAUDITED) FOR THE NINE MONTHS ENDED MARCH 31, 2022

## 1. LEGAL STATUS AND NATURE OF BUSINESS

Alhamra Islamic Income Fund (the Fund) was established under a trust deed executed between MCB Asset Management Company Limited as the Management Company and the Central Depository Company of Pakistan Limited (CDC) as the Trustee. Pursuant to the merger of MCB Asset Management Limited and Arif Habib Investments Limited, the name of the Management Company has been changed from MCB Asset Management Company Limited to MCB–Arif Habib Savings and Investments Limited with effect from June 27, 2011. The Trust Deed was approved by the Securities and Exchange Commission of Pakistan (SECP) on January 25, 2011 and was executed on March 7, 2011. According to the Trust Deed, the first accounting period of the Fund commenced from May 1, 2011 i.e. the date on which the trust property was first paid or transferred to the Trustee. The SECP has approved Supplemental Trust Deed, under the Non-Banking Finance Companies and Notified Entities Regulations, 2008 (the NBFC Regulations), vide its letter No. SCD/AMCW/MCBAHSIL/MCBIIF/396/2017 dated January 25, 2017 to modify and restate the previous Trust Deed to effectuate renaming of the Fund to Alhamra Islamic Income Fund. The Trust Act, 1882 has been repealed due to the promulgation of Provincial Trust Act namely "Sindh Trusts Act, 2020" (the Sindh Trust Act) as empowered under the Eighteenth Amendment to the Constitution of Pakistan. The Fund is required to be registered under the Sindh Trust Act. Accordingly, on August 12, 2021 the above-mentioned Trust Deed has been registered under the Sindh Trust Act.

The Management Company of the Fund has been licensed to act as an Asset Management Company under the Non-Banking Finance Companies (Establishment and Regulation) Rules, 2003 (the NBFC Rules) through a certificate of registration issued by the SECP. The registered office of the Management Company is situated at 2nd Floor, Adamjee House, I.I. Chundrigar Road, Karachi, Pakistan.

The Fund is an open-end collective investment scheme categorised as a "Shariah Compliant (Islamic) Income" scheme by the Board of Directors of the Management Company pursuant to Circular 7 of 2009 dated March 6, 2009 issued by the SECP. The units of the Fund were initially offered for public subscription at a par value of Rs 100 per unit. Thereafter, the units are being offered for public subscription on a continuous basis. The units of the Fund are transferable and can also be redeemed by surrendering them to the Fund. The Fund is listed on the Pakistan Stock Exchange Limited.

The objective of the Fund is to seek to generate superior risk adjusted returns by investing in short, medium and long-term Shariah Compliant fixed income instruments.

The Pakistan Credit Rating Agency Limited (PACRA) has maintained management quality rating of AM1 dated October 06, 2021 to the Management Company and AA-(f) as stability rating dated March 09, 2022 to the Fund.

Title to the assets of the Fund is held in the name of the Central Depository Company of Pakistan Limited as the Trustee of the Fund.

## 2. BASIS OF PREPARATION

### 2.1 Statement of compliance

This condensed interim financial information has been prepared in accordance with the accounting and reporting standards as applicable in Pakistan. The accounting and reporting standards applicable in Pakistan comprise of:

- International Financial Reporting Standards (IFRS Standards) issued by the International Accounting Standards Board (IASB) as notified under the Companies Act, 2017;
- provisions of and directives issued under the Companies Act, 2017, along with part VIIIA of the repealed Companies Ordinance, 1984; and
- the Non-Banking Finance Companies (Establishment and Regulation) Rules, 2003 (the NBFC Rules), the Non-Banking Finance Companies and Notified Entities Regulations, 2008 (the NBFC Regulations) and the requirements of the Trust Deed.

Where provisions of and directives issued under the Companies Act, 2017, part VIIIA of the repealed Companies Ordinance 1984, the NBFC Rules, the NBFC Regulations and the requirements of the Trust Deed differ from the IFRS Standards, the provisions of and directives issued under the Companies Act, 2017, part VIIIA of the repealed Companies Ordinance 1984, the NBFC Rules, the NBFC Regulations and the requirements of the Trust Deed have been followed.

- 2.1.2** This condensed interim financial information does not include all the information and disclosures required for full annual financial statements and should be read in conjunction with the financial statements for the year ended 30 June 2021. The comparative in the statement of assets and liabilities presented in the condensed interim financial information as at 31 March 2022 have been extracted from the audited financial statements of the Fund for the year ended 30 June 2021, where as the comparatives in the condensed interim income statement, condensed interim cash flow statement, condensed interim distribution statement and condensed interim statement of movement in unit holders' funds are stated from unaudited condensed interim financial information for the nine months ended 31 March 2021.

## NOTES TO AND FORMING PART OF THE CONDENSED INTERIM FINANCIAL STATEMENTS (UNAUDITED) FOR THE NINE MONTHS ENDED MARCH 31, 2022

- 2.1.3 The disclosures made in this condensed interim financial information have, however, been limited based on the requirements of the International Accounting Standard 34: 'Interim Financial Reporting'. This condensed interim financial information is unaudited.
- 2.1.4 In compliance with schedule V of the NBFC Regulations the Directors of the Management Company, hereby declare that this condensed interim financial statement give a true and fair view of the state of affairs of the Fund.
- 2.1.5 This condensed interim financial information is presented in Pak Rupees which is the functional and presentation currency of the Fund.

### 3. SUMMARY OF SIGNIFICANT ACCOUNTING POLICIES, ACCOUNTING ESTIMATES, JUDGMENTS AND RISK MANAGEMENT POLICIES

- 3.1 The accounting policies adopted and the methods of computation of balances used in the preparation of these condensed interim financial statements are the same as those applied in the preparation of the annual financial statements of the Fund for the year ended June 30, 2021.
- 3.2 The preparation of the condensed interim financial statements in conformity with accounting and reporting standards as applicable in Pakistan requires management to make estimates, assumptions and use judgments that affect the application of policies and reported amounts of assets, liabilities, income and expenses. Estimates, assumptions and judgments are continually evaluated and are based on historical experience and other factors, including reasonable expectations of future events. Revisions to accounting estimates are recognised prospectively commencing from the period of revision. In preparing the condensed interim financial statements, the significant judgments made by management in applying the Fund's accounting policies and the key sources of estimation and uncertainty were the same as those applied to the financial statements as at and for the year ended June 30, 2021. The Fund's financial risk management objectives and policies are consistent with those disclosed in the annual financial statements of the Funds for the year ended June 30, 2021.

		(Un-audited) March 31, 2022	(Audited) June 30, 2021
	Note	---- (Rupees in '000) ----	
<b>4 BANK BALANCES</b>			
Savings accounts	4.1	4,680,821	2,709,693
Current accounts	4.2	19,602	13,196
		4,700,423	2,722,889

- 4.1 These carry profit at the rates ranging between 10.2% to 11.25% (June 30, 2021: 5.75 to 6.75%) per annum and include Rs. 6.99 million (June 30, 2021: Rs. 1.8 million) maintained with MCB Islamic Bank Limited (a related party).
- 4.2 These include Rs 19.166 million (June 30, 2021: Rs 14.546 million) maintained with MCB Bank Limited, a related party / connected person.

		(Un-audited) March 31, 2022	(Audited) June 30, 2021
	Note	---- (Rupees in '000) ----	
<b>5. INVESTMENTS</b>			
<b>Financial assets at fair value through profit or loss</b>			
Sukuk certificates- Unlisted	5.1	1,624,329	1,583,985
Government of Pakistan (GoP) Ijara sukuks	5.2	1,169,748	601,558
Term Deposit Receipts		-	374,534
Commercial paper	5.3	243,147	900,000
		3,037,223	3,460,077

**NOTES TO AND FORMING PART OF THE CONDENSED INTERIM FINANCIAL STATEMENTS (UNAUDITED)  
FOR THE NINE MONTHS ENDED MARCH 31, 2022**

**5.1 Sukuk certificates- Unlisted**

Certificates have a face value of Rs. 100,000 each unless stated otherwise

Name of investee company	Number of certificates				As at March 31, 2022			Market value as a percentage of net assets	Market value as a percentage of total investment	
	As at July 01, 2021	Purchased during the period	Matured during the period	Disposed off during the period	As at March 31, 2022	Carrying value	Market value			Appreciation / (diminution)
<b>Chemical</b>										
Ghani Chemical Industries (Formerly: Ghani Gases Limited)	1,000	-	-	-	1,000	29,038	30,667	1,629	0.37	1.01
<b>Pharmaceutical</b>										
Aspin Pharma (Private) Limited	1,853	180	-	-	2,033	70,561	71,449	888	0.87	2.35
<b>Power</b>										
Pak Energy Sukuk *	181,100	-	-	-	181,100	912,744	909,855	(2,889)	11.06	29.96
Pak Elektron Ltd. - SUK (15-11-21)	-	225	-	-	225	225,000	224,564	(436)	2.73	7.39
<b>Miscellaneous</b>										
International Brands Limited	4,180	-	-	-	4,180	18,561	18,595	34	0.23	0.61
<b>Bank</b>										
Meezan Bank Limited	355	-	-	-	355	368,313	369,200	888	4.49	12.16
<b>As at March 31, 2022</b>						<b>1,624,216</b>	<b>1,624,329</b>	<b>113</b>		
As at June 30, 2021						1,568,991	1,583,985	14,994		

\* Face value of the certificate is Rs. 5,000

**5.2 Government of Pakistan (GoP) Ijarah sukuk**

Name of investee company	Face Value				As at March 31, 2022			Market value as a percentage of net assets	Market value as a percentage of total investment	
	As at July 01, 2021	Purchased during the period	Matured / Sold during the period	Disposed off during the period	As at March 31, 2022	Carrying value	Market value			Appreciation / (diminution)
<b>GoP Ijarah Sukuks - 5 years</b>										
GoP Ijarah Sukuks (May 29, 2020 - May 29, 2025)	110,000	-	-	-	110,000	110,561	110,165	(396)	0.76	2.07
GoP Ijarah Sukuks (June 24, 2020 - June 24, 2025)	425,000	700,000	-	700,000	425,000	427,235	425,213	(2,022)	5.17	14.00
GoP Ijarah Sukuks (July 29, 2020 - July 29, 2025)	63,500	-	-	500	63,000	63,257	62,931	(327)	0.76	2.07
GoP Ijarah Sukuks (Dec 15, 2021 - Dec 15, 2026)	-	385,000	-	-	385,000	392,095	386,810	(5,285)	4.70	12.74
GoP Ijarah Sukuks (Oct 06, 2021 - Oct 06, 2026)	-	185,000	-	-	185,000	185,000	184,630	(370)	2.24	6.08
<b>As at March 31, 2022</b>						<b>1,178,147</b>	<b>1,169,748</b>	<b>(8,400)</b>		
As at June 30, 2021						601,805	601,558	(247)		

**NOTES TO AND FORMING PART OF THE CONDENSED INTERIM FINANCIAL STATEMENTS (UNAUDITED)  
FOR THE NINE MONTHS ENDED MARCH 31, 2022**

5.3 Commercial paper

Particulars	Issue Rating	Profit rate	Issue date	Maturity date	Face value	Carrying value	%	
							Carrying value as a percentage of net assets	Carrying value as a percentage of total investments
MUGHAL IRON & STEEL INDUSTRIES LIMITED	AAA	9.44%	July 26, 2021	July 26, 2022	228,436	243,147	2.96	8.01
					<u>228,436</u>	<u>243,147</u>		
					<u>383,000</u>	<u>374,534</u>		

As at March 31, 2022  
As at June 30, 2021

**NOTES TO AND FORMING PART OF THE CONDENSED INTERIM FINANCIAL STATEMENTS (UNAUDITED)  
FOR THE NINE MONTHS ENDED MARCH 31, 2022**

6. PAYABLE TO MCB-ARIF HABIB SAVINGS AND INVESTMENTS LIMITED - MANAGEMENT COMPANY		(Un-audited) March 31, 2022	Audited June 30, 2021
Management remuneration payable	6.1	3,571	1,587
Sindh sales tax payable on management remuneration		464	206
Sales load payable		1,205	325
Back end load payable		127	-
Payable against shariah advisory fee		59	59
Payable against allocated expenses		725	606
		<b>6,151</b>	<b>2,783</b>

**6.1** 'As per regulation 61 of the NBFC and Notified Entities Regulations, 2008, the Management Company is entitled to a remuneration equal to an amount not exceeding the maximum rate of the management fee as disclosed in the Offering Document subject to the total expense ratio limit. As per offering document, the Management Company can charge management fee up to 10% of the gross earnings of the fund, calculated on daily basis. Provided that fund is subject to a minimum fee of 0.25% of the average daily net asset of the scheme. The remuneration is payable to the Management Company monthly in arrears. Subsequent to the period end, with effect from January 07, 2022, the minimum fee of 0.25% has been removed through supplement offering document dated December 31, 2021.

7. ACCRUED EXPENSES AND OTHER LIABILITIES	Note	(Un-audited) March 31, 2022 (Rupees in '000)	(Audited) June 30, 2021
Provision for Sindh Workers' Welfare Fund	7.1	-	24,787
Provision for Federal Excise Duty and related tax on - Management fee	7.2	8,639	8,639
- Sales load		3,028	3,028
Sales load payable to - MCB Bank Limited ( related party)		-	-
Auditors' remuneration		269	420
Capital gain tax		1,591	17,003
Printing charges payable		35	40
Others		4,089	1,294
		<b>17,652</b>	<b>55,211</b>

**7.1 Provision for Sindh Workers' Welfare Fund**

During the period, SRB through its letter dated August 12, 2021 has intimated MUFAP that the mutual funds do not qualify as Financial Institutions / Industrial Establishments and are therefore, not liable to pay the SWWF contributions. Accordingly all Asset Management Companies, in consultation with SECP, reversed the cumulative provision for SWWF, on August 13, 2021.

**7.2 Federal Excise Duty (FED) and related tax payable**

There is no change in the status of the appeal filed by the Federal Board of Revenue in the Honorable Supreme Court of Pakistan in respect of levy of Federal Excise Duty as reported in the annual financial statements of the Fund for the year ended June 30, 2021. Had the said provision for FED not been recorded in the condensed interim financial information of the Fund, the net asset value of the Fund as at March 31, 2022 would have been higher by Re. 0.1535 per unit (June 30, 2021: Re.0.1580 per unit).

**8. CONTINGENCIES AND COMMITMENTS**

**8.1** On December 17, 2020, the Federal Board of Revenue (FBR) issued an Order u/s 122 (5A) of the Income Tax Ordinance (ITO), 2001 for the Tax Year 2018 thereby raising a net tax demand of Rs.41 million. The Management Company on behalf of the Fund filed appeal before Commissioner Inland Revenue –Appeals (CIRA). The Management Company on behalf of the Fund obtained Stay Order from the Sindh High Court against the tax demanded by Commissioner in Assessment Order.

On February 24, 2022, Appellate Order passed by CIRA whereby the Assessment Order issued by ACIR has been remanded back by CIRA. Since then no Order has yet been issued from FBR.

**8.2** There were no commitments as at March 31, 2022 (June 30, 2021 : Nil)

## NOTES TO AND FORMING PART OF THE CONDENSED INTERIM FINANCIAL STATEMENTS (UNAUDITED) FOR THE NINE MONTHS ENDED MARCH 31, 2022

---

---

### 9. TAXATION

The Fund's income is exempt from Income Tax as per Clause 99 of Part I of the Second Schedule of the Income Tax Ordinance, 2001 subject to the condition that not less than 90% of the accounting income for the year as reduced by capital gains whether realised or unrealised is distributed amongst the unit holders by way of cash dividend. Furthermore, as per Regulation 63 of the Non-Banking Finance Companies and Notified Entities Regulations, 2008, the Fund is required to distribute 90% of the net accounting income other than capital gains to the unit holders in cash. The management intends to distribute at least 90% of income to be earned during current year to the unit holders, therefore, no provision for taxation has been recorded in this condensed interim financial information.

### 10. EARNINGS PER UNIT

Earnings per unit (EPU) has not been disclosed as in the opinion of the management, determination of weighted average units for calculating EPU is not practicable.

### 11. TOTAL EXPENSE RATIO

The total annualized expense ratio of the Fund from July 1, 2021 to March 31, 2022 is 0.84% (March 31, 2021: 0.93%) and this includes 0.08% (March 31, 2021: 0.2%) representing government levy, Sindh Worker's Welfare Fund, sales taxes, federal excise duties, SECP fee etc

### 12. TRANSACTIONS WITH RELATED PARTY / CONNECTED PERSONS

Related parties / connected persons of the Fund include MCB-Arif Habib Savings and Investments Limited (being the Management Company) and its related entities, the Central Depository Company of Pakistan Limited (being the Trustee of the Fund), other collective investment schemes and pension schemes managed by the Management Company, any person or trust beneficially owning (directly or indirectly) ten percent or more of the capital of the Management Company or the net assets of the Fund and directors, key management personnel and officers of the Management Company.

Transactions with related parties / connected persons are in the normal course of business, at contracted rates and terms determined in accordance with market rates.

Remuneration to the Management Company and Trustee are determined in accordance with the provisions of the NBFC Regulations and the Trust Deed of the Fund.

**NOTES TO AND FORMING PART OF THE CONDENSED INTERIM FINANCIAL STATEMENTS (UNAUDITED)  
FOR THE NINE MONTHS ENDED MARCH 31, 2022**

12.1 Transactions during the period with related parties / connected persons in units of the Fund:

For the Nine Months ended March 31, 2022 (Un-audited)								
	As at July 01, 2021	Issued for cash	Redeemed	As at March 31, 2022	As at July 01, 2021	Issued for cash	Redeemed	As at March 31, 2022
	Units ----- (Rupees in '000) -----							
<b>Associated Companies / Undertakings:</b>								
Adamjee Insurance Company Limited Window Takatful Operations	508,711	508,711	508,711	508,711	51,869	53,885	53,885	55,071
Adamjee Life Assurance Company Limited (Tameen)	-	8,368,132	7,611,107	757,025	-	880,000	810,000	81,953
Adamjee Life Assurance Co. Ltd -Mazaaf	-	1,194,735	1,194,735	-	-	125,000	125,819	-
Hyundai Nishat Motor Private Limited Employees Provident Fund	177,940	4,767	182,707	-	18,143	500	18,767	-
Arif Habib Securities Limited Employees Provident Fund Trust	-	87,853	9,457	78,396	-	9,009	1,000	8,487
MCBFSL Trustee Alhamra Smart Portfolio	890,625	1,051,390	851,569	1,090,446	90,809	108,205	88,519	118,048
<b>Mandate Under Discretionary Portfolio Services*</b>	1,086,709	1,007,028	2,080,228	13,509	110,802	105,107	219,871	1,462
<b>Key management personnel*</b>	59,539	348,634	355,737	52,436	6,071	36,408	37,248	5,677
<b>Unit Holder holding 10% or more*</b>	8,773,314	110,357	-	8,883,671	-	11,400	-	961,718
* This reflects the position of related party / connected persons status as at March 31, 2022.								
For the Nine Months ended March 31, 2021 (Un-audited)								
	As at July 01, 2020	Issued for cash	Redeemed	As at March 31, 2021	As at July 01, 2020	Issued for cash	Redeemed	As at March 31, 2021
	Units ----- (Rupees in '000) -----							
<b>Associated Companies:</b>								
MCB Islamic Bank Limited	-	2,201,298	2,201,298	-	-	225,000	225,384	-
Adamjee Insurance Company Limited Window Takatful Operations	-	481,119	-	481,119	-	50,000	-	51,350
Adamjee Life Assurance Company Limited (Tameen)	148,552	2,113,980	1,314,702	947,831	15,129	219,999	136,455	101,163
Adamjee Life Assurance Company Limited (Provident Fund)	49,244	-	49,244	-	5,015	-	-	-
Alhamra Islamic Active Allocation Fund (Plan I)	3,167,846	315,918	3,483,764	-	322,630	33,153	364,441	-
Alhamra Islamic Active Allocation Fund (Plan II)	1,630,629	424,082	772,180	1,282,531	166,072	-	80,000	136,886
Arif Habib Securities Limited Employees Provident Fund Trust	-	71,040	-	71,040	-	7,246	-	7,582
Mandate Under Discretionary Portfolio Services	881,384	972,811	1,396,777	457,418	89,765	101,708	145,828	48,821
<b>Key management personnel</b>	68,345	390,995	380,786	78,554	6,961	40,737	39,647	8,384
<b>Unit Holder holding 10% or more*</b>	-	16,964,885	-	16,964,885	-	1,793,000	-	1,810,677
* This reflects the position of related party / connected persons status as at March 31, 2021.								



**NOTES TO AND FORMING PART OF THE CONDENSED INTERIM FINANCIAL STATEMENTS (UNAUDITED)  
FOR THE NINE MONTHS ENDED MARCH 31, 2022**

**12.2 Details of transactions with the related parties / connected persons during the period are as follows:**

	<b>(Un-audited) March 31, 2022</b>	<b>(Un-audited) March 31, 2021</b>
	----- (Rupees in '000) -----	
<b>MCB-Arif Habib Savings and Investments Limited - Management Company</b>		
Remuneration including indirect taxes	28,021	18,976
Shariah advisory fee	541	558
Allocated expenses	5,821	4,970
Marketing and selling expenses	6,458	8,125
<b>MCB Bank Limited - Parent of the Management Company</b>		
Bank charges	176	195
<b>MCB Islamic Bank Limited - Subsidiary of Parent of the Management Company</b>		
Profit on bank balances	20	6
<b>Central Depository Company of Pakistan Limited</b>		
Remuneration of the trustee (including indirect taxes)	4,934	4,212
CDC settlement charges	66	45
<b>Arif Habib Limited</b>		
Brokerage expense	-	25

**12.3 Amount outstanding as at period / year end**

	<b>(Un-audited) March 31, 2022</b>	<b>(Audited) June 30, 2021</b>
	----- (Rupees in '000) -----	
<b>MCB - Arif Habib Savings &amp; Investment Limited - Management Company</b>		
Management remuneration payable	3,571	1,587
Sindh sales tax payable on management remuneration	464	206
Sale load payable	1,205	325
Back End Load Payable	127	-
Payable against Shariah advisory fee	59	59
Payable against allocated expenses	725	606
<b>MCB Bank Limited - Parent of the Management Company</b>		
Bank deposit	19,166	11,699
<b>MCB Islamic Bank Limited - Subsidiary of Parent of the Management Company</b>		
Bank balances	6,992	1803
<b>Central Depository Company of Pakistan Limited - Trustee</b>		
Remuneration payable	546	456
Sindh Sales tax payable on remuneration of Trustee	71	59
Security deposits	100	100

**NOTES TO AND FORMING PART OF THE CONDENSED INTERIM FINANCIAL STATEMENTS (UNAUDITED)  
FOR THE NINE MONTHS ENDED MARCH 31, 2022**

---

---

**13 CORRESPONDING FIGURES**

**13.1** Figures have been rounded off to the nearest thousand Rupees unless otherwise stated.

**13.2** Certain prior period's figures have been re-arranged / re-classified, wherever necessary, to facilitate comparison in the presentation in the current period. However, there are material re-arrangements / re-classifications to report.

**14 FAIR VALUE OF FINANCIAL INSTRUMENTS**

IFRS 13 - 'Fair Value Measurement' establishes a single source of guidance under IFRS for all fair value measurements and disclosures about fair value measurement where such measurements are required as permitted by other IFRSs. It defines fair value as the price that would be received to sell an asset or paid to transfer a liability in an orderly transaction between market participants at the measurement date (i.e. an exit price).

Financial assets which are tradable in an open market are revalued at the market prices prevailing on the close of trading i.e., period end. The estimated fair value of all other financial assets and financial liabilities is considered not significantly different from book value as these are short term in nature.

The following table shows financial instruments recognized at fair value based on:

Level 1 : quoted prices in active markets for identical assets or liabilities;

Level 2 : those involving inputs other than quoted prices included in Level 1 that are observable for the asset or liability, either directly (as prices) or indirectly (derived from prices); and

Level 3 : those with inputs for the asset or liability that are not based on observable market data (unobservable inputs).

**15 DATE OF AUTHORISATION FOR ISSUE**

This condensed interim financial information was authorised for issue on April 20, 2022 by the Board of Directors of the Management Company.


For MCB-Arif Habib Savings and Investments Limited  
(the Management Company)



Chief Executive Officer



Chief Financial Officer



Director

## **MCB-Arif Habib Savings and Investments Limited**

**Head Office:** 2nd Floor, Adamjee House, I.I. Chundrigar Road, Karachi

**UAN:** (+92-21) 11-11-622-24 (11-11-MCB-AH)

**URL:** [www.mcbah.com](http://www.mcbah.com), **Email:** [info@mcbah.com](mailto:info@mcbah.com)