



MCB-ARIF HABIB
Savings and Investments Limited

ANNUAL REPORT 2022

Funds Under Management of
MCB-Arif Habib Savings and Investments Limited



JSAVE
Savings Asaan. Life Asaan.

MCB PAKISTAN FIXED RETURN FUND

TABLE OF CONTENTS

1	Fund's Information	853
2	Report of the Director of the Management Company	854
3	Report of the Fund Manager	866
4	Trustee Report to the Unit Holders	868
5	Independent Auditor's Report to the Unit Holders	869
6	Statement of Assets and Liabilities	870
7	Income Statement	871
8	Statement of Other Comprehensive Income	872
9	Statement of Movement in Unit Holder's Fund	873
10	Cash Flow Statement	874
11	Notes to and Forming Part of the Financial Statements	875
12	Pattern of Units Holding by Size	889
13	Performance Table	890

FUND'S INFORMATION

Management Company	MCB-Arif Habib Savings & Investments Limited Adamjee House, 2nd Floor, I.I. Chundrigar Road, Karachi.	
Board of Directors	Mr. Haroun Rashid Mr. Nasim Beg Mr. Muhammad Saqib Saleem Mr. Ahmed Jahangir Mr. Kashif A. Habib Mirza Qamar Beg Syed Savail Meekal Hussain Ms. Mavra Adil Khan	Chairman Vice Chairman Chief Executive Officer Director Director Director Director Director
Audit Committee	Mirza Qamar Beg Mr. Nasim Beg Mr. Ahmed Jahangir Mr. Kashif A. Habib Syed Savail Meekal Hussain	Chairman Member Member Member Member
Human Resource & Remuneration Committee	Mirza Qamar Beg Mr. Nasim Beg Mr. Ahmed Jahangir Syed Savail Meekal Hussain Ms. Mavra Adil Khan Mr. Muhammad Saqib Saleem	Chairman Member Member Member Member Member
Chief Executive Officer	Mr. Muhammad Saqib Saleem	
Chief Operating Officer & Chief Financial Officer	Mr. Muhammad Asif Mehdi Rizvi	
Company Secretary	Mr. Altaf Ahmad Faisal	
Trustee	Central Depository Company of Pakistan Ltd. CDC House, 99-B, Block 'B'S.M.C.H.S Main Shahra-e-Faisal Karachi Tel: (92-21) 111-111-500 Fax: (92-21) 34326053 Web: www.cdcpakistan.com	
Bankers	Allied Bank Limited Habib Bank Limited	
Auditors	Yousuf Adil Chartered Accountants Cavish Court, A-35, Block-7 & 8 KCHSU, Shahrah-e-Faisal, Karachi-753550.	
Legal Advisor	Bawaney & Partners 3rd & 4th Floor, 68 C, Lane 13, Bukhari Commercial Area Phase VI, D.H.A., Karachi	
Transfer Agent	MCB-Arif Habib Savings & Investments Limited Adamjee House, 2nd Floor I.I. Chundrigar Road, Karachi.	
Rating	AM1 Asset Manager Rating assigned by PACRA	

REPORT OF THE DIRECTOR OF THE MANAGEMENT COMPANY FOR THE YEAR ENDED JUNE 30, 2022

Dear Investor,

On behalf of the Board of Directors, we are pleased to present **MCB Pakistan Fixed Return Plan I** accounts review for the year ended June 30, 2022 (launched on June 29, 2022).

Economy and Money Market Review

Fiscal year 2022 (FY22) remained a difficult year for Pakistan as the country faced multiple challenges on macroeconomic front along with political uncertainty. While the economy weathered the Covid challenge relatively well, reopening of global economies and supply chain disruptions stimulated a spike in global commodity prices increasing pressure on trade deficit. Russia- Ukraine war pushed the commodity prices even further, exacerbating the already widening trade deficit with highest ever import bill during the year. A spike in energy and food prices coupled with a weak exchange rate led to a sharp pickup in domestic inflation. Commodity price led Inflationary trends were also visible in global economies particularly US and Eurozone and consequent tightening has raised fears of a broader recession.

Pakistan's economy was already coping with macroeconomic challenges and the political upheaval further aggravated the situation. The elevated political noise led to populist measures like fuel and power subsidies undermining the much needed fiscal adjustments. In addition, an unscheduled change of country's leadership and ensuing political uncertainty led to delay in policy actions and adjustments needed for IMF program.

The country posted a current account deficit of USD 15.2bn in 11MFY22 compared to a deficit of USD 1.1bn in the corresponding period last year. This was the largest CAD since FY18, when country witnessed a deficit of USD 15.9bn in first eleven months of the fiscal year. The deterioration came in primarily on the back of higher imports which grew by 36.5% in 11MFY22 compared to export growth of 26.7%. Trade Deficit increased by 45.5% to USD 36.1bn compared to USD 24.8bn in the same period last year. The unprecedented increase in imports mainly came from historic high prices of our commodity basket including crude oil, palm oil, coal coupled with one time vaccines imports.

Foreign exchange reserves of central bank declined by USD 7.4bn in FY22 on account of higher current account deficit and debt repayments. In addition, delay in IMF program led to slowdown in other foreign inflows which dragged the reserves to USD 9.8bn, implying an import cover of 1.7 months. These outflows coupled with widening current account deficit led PKR to weaken by 23.0% against USD since start of the fiscal year.

Inflation remained highly concerning as rising commodities continued to create challenges for policy makers. Headline inflation represented by CPI averaged 12.1% in FY22 compared to 8.9% in FY21. The rise mainly came from higher food prices, elevated energy costs (both electricity and fuel) and second round impact of PKR depreciation, which kept the prices of imported commodities high. Core inflation as measured by Non Food Non Energy also depicted an upwards trend with an increase of 12.3% in June 2022 compared to 6.9% in June 2021. Expectations of above 20% in the next fiscal year along with weak fiscal framework, led SBP to increase policy rate by a cumulative 625bps to 13.75% in the fiscal year to counter inflationary pressures and slowdown the overall aggregate demand. It further increased policy rate by 125 basis points to 15% in July-22.

On the fiscal side, FBR tax collection increased by 29.1% in FY22 to PKR 6,125bn compared to PKR 4,744bn during the same period last year. This exceeded the target by 25bn. The improved tax collection was primarily on the back of higher customs duty and sales tax collected due to higher imports.

Secondary markets yields have increased significantly in FY22 as SBP started the monetary tightening cycle. The depreciation in the rupee along with persistently high energy prices will add pressure to inflation and we expect average inflation numbers to remain elevated in medium term. Bond yields for tenors of 3 years, 5 years and 10 years witnessed a rise of 4.5%, 3.4% and 3.0%, respectively during the period.

FUND PERFORMANCE

During the period under review, the fund posted a return of 15.00% against 11.75% for the benchmark. The fund was 99.9% invested in Cash as at 30th June, 2022.

The Net Assets of the Fund as at June 30, 2022 stood at Rs. 225 million.

The Net Asset Value (NAV) per unit as at June 30, 2022 was Rs. 100.00.

REPORT OF THE DIRECTOR OF THE MANAGEMENT COMPANY FOR THE YEAR ENDED JUNE 30, 2022

Economy & Market – Future Outlook

The government has taken several harsh steps including increasing petroleum, electricity and gas prices to meet the IMF prior conditions. It has also increased interest rate to 15% and made changes in the FY23 Budget to targets primary fiscal surplus in FY23. These steps have led to a successful staff level agreement with IMF and should pave the way for the disbursement of USD 1.2bn from the fund under the combined 7th and 8th review of the Extended Fund Facility (EFF). The government was also able to convince IMF to increase funding by USD 1 billion to USD 7 billion and extend the duration till June 2023 compared to September 2022 earlier. IMF program shall provide stability to the external account and provide a window to policy makers requiring continued fiscal discipline and measured trade account policies in the short term while focus on the economic policies that can support sustainable growth in the long term.

Pakistan GDP growth clocked at 6.0% in FY22 with Agricultural, Industrial and Services sector grew by 4.4%, 7.2% and 6.2% respectively. However, we expect GDP growth to sharply decline to a range of 2.5-3.0% in FY23. The monetary tightening and rupee devaluation would lead to slowdown in economy and would impact industrial growth. The government is also focusing on controlling imports to curtail current account deficit which would affect services sector growth.

The international commodities have eased from their recent high but energy prices remain stubbornly high. We expect the government to keep a tight leash on imports and discourage unnecessary dollar outflows. The imports are expected to decrease by 14% YoY to USD 63bn as we will witness volumetric compression in several segments of the economy. Thus we expect the current account deficit to ease to USD 7.6bn (2.0% of GDP) in FY23 compared to expected current account deficit of USD 16.5bn (4.2% of GDP) in FY22.

Successful resumption of the IMF program will be a key prerequisite to keep the financial account in positive zone as we await funding commitment from friendly countries. Sustaining remittances along with bilateral and multilateral flows would also be crucial in managing our external position. USD/PKR is trading in a range of 225-230 due to ensuing political uncertainty and delay in IMF tranche. We expect Rupee to recover post disbursement of IMF tranche along with receipts from friendly countries. We expect however USD/PKR to depreciate by the close of fiscal year to 235.

CPI based inflation for June 2022 clocked at 21.3% on the back of increase in petroleum and electricity prices as the relief measures announced by the previous government were reversed. We will witness the second round impact of currency devaluation and petroleum price increase which will keep inflation elevated for the remainder of the year. We expect FY23 average inflation to clock at 21.8%. SBP increased the policy rate to 15% to slowdown aggregate demand and ward off inflationary pressures. Increasing interest rate to unnecessarily higher level impacts fiscal position and does little to tame cost push inflation. We thus SBP to balance monetary tightening and fiscal costs by maintaining negative interest rates

From capital market perspective, particularly equities, the correction in stock prices has further opened up valuation. The market has priced in the interest rate increase and currency depreciation. Market cap to GDP ratio has declined to 10.1%, a discount of 52% from its historical average. Similarly, risk premiums are close to 8.3%, compared to historical average of 2.2% signifying deep discount at which market is trading. We believe a micro view of sectors and stock will remain important and investment selection should focus on companies which trade at a deep discount to their intrinsic value. The market is currently trading at PER of 4.7x, while offering a dividend yield of 9.5%.

For debt holders, we expect Money Market Funds to continue to seamlessly mirror policy rates throughout the year. On the other hand, government bonds yields may continue to remain at elevated levels given inflationary pressure. We remain cautious at the current levels of bond yields and would continue to monitor the data points to capitalize on opportunities.

Mutual Fund Industry Review

The Net Assets of the open end mutual fund industry increased by about 19.2% during FY22 to PKR 1,214bn. Total money market funds grew by about 43.8% since June 2021. Within the money market sphere, the conventional funds dominated with a growth of about 56.4% to PKR 446bn while Islamic funds increased by 24.1% to PKR 225bn. In addition, the total fixed Income funds increased by about 21.9% since June 2021, as the conventional income funds rose by 27.9% to PKR 161bn. Equity and related funds declined by 23.1% as market witnessed a decline in FY22 eroding AUMS as concern over macroeconomic and geopolitical factors kept investors at bay.

REPORT OF THE DIRECTOR OF THE MANAGEMENT COMPANY FOR THE YEAR ENDED JUNE 30, 2022

In terms of the segment share, Money Market funds were the leader with a share of around 55.3%, followed by Income funds with a share of 24.6% and Equity and Equity related funds having a share of 18.9% as at the end of FY22.

Mutual Fund Industry Outlook

Increase in interest rates would encourage higher flows in the money market funds. Recent changes in Finance Act 2023 also incentivize investors to save and invest through Mutual funds. Prevailing yields of near 15% in fixed income funds are ideal for investors with a short term horizon and low risk profile. However recent correction in stock prices has opened up valuations and long term investors would look to add equity exposure at these highly attractive levels. Our operations remained seamless and given our competitive edge due to aggressive investment in digital access and online customer experience, the environment provides an opportunity with growing number of investors available online.

Corporate Governance

The Fund is committed to implement the highest standards of corporate governance. The Board comprises of eight (8) members including the Chief Executive Officer (CEO) and has a diverse mix of gender and knowledge. The Board consists of 1 female and 7 male directors, categorized as follows:

- 4 Non – Executive Directors;
- 3 Independent Directors; and
- 1 Executive Director (CEO).

The details of above are as under:

Sr. No.	Name	Status	Membership in other Board Committees
1.	Mr. Haroun Rashid	Non-Executive Director	None
2.	Mr. Nasim Beg	Non-Executive Director	(i) Audit Committee; and (ii) HR&R* Committee
3.	Mr. Ahmed Jahangir	Non-Executive Director	(i) Audit Committee; and (ii) HR&R* Committee.
4.	Mr. Kashif A. Habib	Non-Executive Director	(i) Audit Committee
5.	Syed Savail Meekal Hussain	Independent Director	(i) Audit Committee (ii) HR&R* Committee
6.	Mirza Qamar Beg	Independent Director	(i) Audit Committee (Chairman); and (ii) HR&R* Committee (Chairman).
7.	Ms. Mavra Adil Khan	Independent Director	(i) HR&R* Committee
8.	Mr. Muhammad Saqib Saleem	Executive Director	(i) HR&R* Committee

* HR&R stands for Human Resource and Remuneration.

Management is continuing to comply with the provisions of best practices set out in the code of corporate governance. The Fund remains committed to conduct business in line with listing regulations of Pakistan Stock Exchange, which clearly defined the role and responsibilities of Board of Directors and Management.

The Board of Directors is pleased to report that:

- a. Financial statements present fairly its state of affairs, the results of operations, cash flows and changes in equity.
- b. Proper books of accounts of the Fund have been maintained.
- c. Appropriate accounting policies have been consistently applied in the preparation of financial statements and accounting estimates are based on reasonable and prudent judgment.

REPORT OF THE DIRECTOR OF THE MANAGEMENT COMPANY FOR THE YEAR ENDED JUNE 30, 2022

- d. International Financial Reporting Standards, as applicable in Pakistan, provisions of the Non-Banking Finance Companies (Establishment & Regulations) Rules, 2003, Non-Banking Finance Companies and Notified Entities Regulations, 2008, requirements of the respective Trust Deeds and directives issued by the Securities & Exchange Commission of Pakistan have been followed in the preparation of financial statements.
- e. The system of internal control is sound in design and has been effectively implemented and monitored with ongoing efforts to improve it further.
- f. There are no doubts what so ever upon the Fund's ability to continue as going concern.
- g. There has been no material departure from the best practices of Corporate Governance.
- h. Outstanding statutory payments on account of taxes, duties, levies and charges, if any have been fully disclosed in the financial statements.
- i. The statement as to the value of investments of provident/gratuity and pension fund is not applicable on the Fund but applies to the Management Company; hence no disclosure has been made in the Directors' Report.
- j. As at June 30, 2022, the Company is in compliance with the requirements of Directors' Training Program, as contained in Regulation No. 19 of the Code.
- k. The detailed pattern of unit holding, as required by NBFC Regulations are enclosed.
- l. A formal and effective mechanism is put in place for an annual evaluation of the Board's own performance, members of the Board and Committees of the Board.
- m. The details of attendance of Board of Directors meeting is disclosed in financial statements. Below are the details of committee meetings held during the year ended June 30, 2022:

1. Meeting of the Audit Committee.

During the year, nine (9) meetings of the Audit Committee were held. The attendance of each participant is as follows:

Name of Persons	Number of meetings held	Number of meetings		
		Attendance required	Attended	Leave granted
1. Mirza Qamar Beg(Chairman)	9	9	9	-
2. Mr. Nasim Beg	9	9	9	-
3. Mr. Ahmed Jahangir	9	9	8	1
4. Mr. Kashif A. Habib	9	9	6	3
5. Syed Savail Meekal Hussain	9	9	9	-

REPORT OF THE DIRECTOR OF THE MANAGEMENT COMPANY FOR THE YEAR ENDED JUNE 30, 2022

2. Meeting of the Human Resource and Remuneration Committee

During the year, five (5) meeting of the Human Resource and Remuneration Committee were held. The attendance of each participant is as follows:

Name of Persons	Number of meetings	Number of meetings		
		Attendance required	Attended	Leave granted
1. Mirza Qamar Beg (chairman)	5	5	5	-
2. Mr. Ahmed Jahangir	5	5	2	3
3. Mr. Nasim Beg	5	5	2	3
4. Ms. Mavra Adil Khan	5	5	5	-
5. Syed Savail Meekal Hussain	5	5	2	3
6. Mr. Muhammad Saqib Saleem (CEO)	5	5	5	-

- n. No trades in the Units of the Fund were carried out during the year by Directors, Chief Executive Officer, Chief Operating Officer, Chief Financial Officer, Company Secretary, and Chief Internal Auditor of the Management Company and their spouses and minor children.

External Auditors

The fund's external auditors, **M/s Yousuf Adil Chartered Accountants** have expressed their willingness to continue as the fund auditors for the ensuing year ending June 30, 2023. The audit committee of the Board has recommended reappointment of **M/s Yousuf Adil Chartered Accountants** as auditors of the fund for the year ending June 30, 2023 and the Board of Directors also endorsed the recommendation of the Audit Committee.


ACKNOWLEDGMENT

The Board is thankful to the Fund's valued investors, the Securities and Exchange Commission of Pakistan and the Trustees of the Fund for their continued cooperation and support. The Directors also appreciate the efforts put in by the management team.

On behalf of Directors,



Muhammad Saqib Saleem
Chief Executive Officer
August 15, 2022



Nasim Beg
Director and Vice Chairman

ڈائریکٹرز رپورٹ

n. ڈائریکٹرز، چیف ایگزیکٹو آفیسر، چیف آپریٹنگ آفیسر، چیف فنانسز آفیسر، کمپنی سیکرٹری، اور مینجمنٹ کمپنی کے چیف انٹرنل آڈیٹرز اور ان کی شریک حیات اور نابالغ بچوں کے ذریعہ سال کے دوران فنڈ کے پورٹ فولیو میں کوئی تجارت نہیں کی گئی۔۔

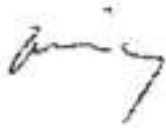
خارجی آڈیٹرز

فنڈ کے خارجی آڈیٹرز 'M/s یوسف عادل چارٹرڈ اکاؤنٹنٹس' نے فنڈ کے آڈیٹرز برائے سال مختتمہ 30 جون 2023ء کے طور پر جاری رہنے کی رضامندی کا اظہار کیا ہے۔ بورڈ کی آڈٹ کمیٹی نے 'M/s یوسف عادل چارٹرڈ اکاؤنٹنٹس' کی فنڈ کے آڈیٹرز برائے سال مختتمہ 30 جون 2023ء کے طور پر دوبارہ تقرری کی سفارش پیش کی ہے۔ اور بورڈ آف ڈائریکٹرز نے بھی آڈٹ کمیٹی کی سفارش کی توثیق کی ہے۔

اظہار تعلق

بورڈ فنڈ کے قابل قدر سرمایہ کاروں، سیکورٹیز اینڈ ایکسچینج کمیشن آف پاکستان اور فنڈ کے ٹرسٹیز کے مسلسل تعاون اور حمایت کے لیے شکرگزار ہے۔ نیز، ڈائریکٹرز انتظامیہ ٹیم کی کاوشوں کو بھی خراج تحسین پیش کرتے ہیں۔

منجانب ڈائریکٹرز



نصیم بیگ

ڈائریکٹر او اےس چیئرمین



محمد ثاقب سلیم

چیف ایگزیکٹو آفیسر

15 اگست 2022ء

ڈائریکٹرز رپورٹ

- ا. پراویڈنٹ / مگر بیجولٹی اور مینشن فنڈ کی سرمایہ کاریوں کی قدر کے بیان کا اطلاق فنڈ پر نہیں ہوتا لیکن مینٹنٹ کمیٹی پر ہوتا ہے؛ چنانچہ ڈائریکٹرز رپورٹ میں کوئی اظہار نہیں کیا گیا ہے۔
- ج. 30 جون 2022 تک، کمیٹی ڈائریکٹرز کے تربیتی پروگرام کے تقاضوں کی تعمیل کر رہی ہے، جیسا کہ کوڈ کے ضابطہ نمبر 19 میں موجود ہے۔
- ک. این بی ایف سی ریگولیشنز کے مطابق مطلوب پونٹ ہولڈنگ کا تفصیلی خاکہ منسلک ہے۔
- د. بورڈ کی اپنی کارکردگی، بورڈ کے اراکین اور بورڈ کی کمیٹیوں کے سالانہ جائزے کے لیے ایک باضابطہ اور موثر طریقہ کار وضع کیا جاتا ہے۔
- م. بورڈ آف ڈائریکٹرز مینٹگ کی حاضری کی تفصیلات مالیاتی گوشواروں میں ظاہر کر دی گئی ہیں۔ سال محصصہ 30 جون 2022ء کے دوران ہونے والی کمیٹی مینٹگ کی تفصیلات درج ذیل ہیں:

ا۔ آڈٹ کمیٹی کی مینٹگ

دوران سال آڈٹ کمیٹی کی نو (9) مینٹگز منعقد ہوئیں۔ شرکاء کی حاضری درج ذیل ہے:

مینٹگ کی تعداد			منعقدہ مینٹگ کی تعداد	نام
منظور شدہ رخصت	حاضری	مطلوبہ حاضری		
-	9	9	9	1۔ مرزا محمد قریب (چیئرمین)
-	9	9	9	2۔ جناب نسیم بیگ
1	8	9	9	3۔ جناب احمد جہانگیر
3	6	9	9	4۔ جناب کاشف اے صبیح
-	9	9	9	5۔ سید ساویل میکان حسین

2۔ ہیومن ریورس اینڈ ریویژن کمیٹی کی مینٹگ

دوران سال ہیومن ریورس اینڈ ریویژن کمیٹی کی پانچ (5) مینٹگز منعقد ہوئیں۔ شرکاء کی حاضری درج ذیل ہے:

مینٹگ کی تعداد			منعقدہ مینٹگ کی تعداد	نام
منظور شدہ رخصت	حاضری	مطلوبہ حاضری		
-	5	5	5	1۔ جناب مرزا قریب (چیئرمین)
3	2	5	5	2۔ جناب احمد جہانگیر
3	2	5	5	3۔ جناب نسیم بیگ
-	5	5	5	4۔ محترمہ ماوراء عادل خان
3	2	5	5	5۔ سید ساویل میکان حسین
-	5	5	5	6۔ جناب محمد ثاقب سلیم (سی ای او)

ڈائریکٹرز رپورٹ

مندرجہ بالا تفصیلات درج ذیل ہیں:

نمبر شمار	نام	عہدہ	دیگر بورڈ کمیٹیوں میں ذمہ داری
1.	جناب ہارون رشید	Non ایگزیکٹو ڈائریکٹر	کوئی نہیں
2.	جناب نسیم بیگ	Non ایگزیکٹو ڈائریکٹر	(i) آڈٹ کمیٹی؛ اور (ii) ایچ آر اینڈ آر کمیٹی *
3.	جناب احمد جہانگیر	Non ایگزیکٹو ڈائریکٹر	(i) آڈٹ کمیٹی؛ اور (ii) ایچ آر اینڈ آر کمیٹی *
4.	جناب کاشف اے حبیب	Non ایگزیکٹو ڈائریکٹر	آڈٹ کمیٹی
5.	سید سادیل میکانل حسین	خود مختار ڈائریکٹر	(i) آڈٹ کمیٹی؛ اور (ii) ایچ آر اینڈ آر کمیٹی *
6.	جناب مرزا قمر بیگ	خود مختار ڈائریکٹر	(i) آڈٹ کمیٹی (چیئرمین)؛ اور (ii) ایچ آر اینڈ آر کمیٹی* (چیئرمین)
7.	محترمہ ماوراء عادل خان	خود مختار ڈائریکٹر	ایچ آر اینڈ آر کمیٹی *
8.	جناب محمد ثاقب سلیم	ایگزیکٹو ڈائریکٹر	ایچ آر اینڈ آر کمیٹی *

* ایچ آر اینڈ آر: ہیومن ریسورس اینڈ ریویژن

مجموعت کوڈ آف کارپوریٹ گورننس میں متعین کردہ بہترین روایات کی دفعات کی تعمیل جاری رکھے ہوئے ہے۔ فنڈ پاکستان اسٹاک ایکسچینج کی لسٹنگ ریگولیشنز، جن میں بورڈ آف ڈائریکٹرز اور مجموعت کے کردار اور ذمہ داریوں کو واضح کیا گیا ہے، کے مطابق کاروبار کرنے پر کاربند ہے۔

بورڈ آف ڈائریکٹرز کی طرف سے ہمسرت مطلع کیا جاتا ہے کہ:

a. مالیاتی گوشوارے کمپنی کے معاملات کی صورتحال، اس کی سرگرمیوں کے نتائج، نقد کی آمدورفت اور ایکویٹی میں تبدیلیوں کی منصفانہ عکاسی کرتے ہیں۔

b. کمپنی کی درست ہکس آف اکاؤنٹس بنائی گئی ہیں؛

c. مالیاتی گوشواروں کی تیاری میں درست اکاؤنٹنگ پالیسیوں کا باقاعدگی کے ساتھ اطلاق کیا گیا ہے اور اکاؤنٹنگ تخمینے معقول اور محتاط اندازوں پر مبنی ہیں؛

d. مالیاتی گوشواروں کی تیاری میں پاکستان میں حنفی الاطلاق بین الاقوامی مالیاتی رپورٹنگ کے معیارات، non بینکنگ فنانس کمپنیز

(اسٹیبلشمنٹ اینڈ ریگولیشنز) رولز 2003، non بینکنگ فنانس کمپنیز اینڈ نوٹیفائیڈ اینٹیشنز ریگولیشنز 2008، متعلقہ ٹرسٹ ڈیڈز کی

ضروریات اور سیکورٹیز اینڈ ایکسچینج کمیشن آف پاکستان کی ہدایات کی تعمیل کی گئی ہے؛

e. انٹرنل کنٹرول کا نظام مستحکم خطوط پر استوار اور موثر انداز میں نافذ کیا گیا ہے اور اس کی موثر نگرانی کی جاتی ہے، اور اسے مزید بہتر بنانے کی

کوششیں جاری ہیں؛

f. فنڈ کے کاروبار جاری رکھنے کی صلاحیت میں کسی قسم کے کوئی شبہات نہیں ہیں؛

g. کارپوریٹ گورننس کی بہترین روایات سے کوئی قابل ذکر انحراف نہیں ہوا ہے؛

h. وجہ الادا ٹیکس، قانونی چارجز اور ڈیویڈنڈ (اگر کوئی ہے تو) کو آڈٹ شدہ مالیاتی گوشواروں میں مکمل طور پر ظاہر کیا گیا ہے۔

ڈائریکٹرز رپورٹ

میوچل فنڈ صنعت کا جائزہ

اوپن اینڈ میوچل فنڈ صنعت کے net اثاثہ جات مالی سال 2022ء کے دوران تقریباً 19.2 فیصد بڑھ کر 1,214 بلین روپے ہو گئے۔ Money مارکیٹ کی مجموعی فنڈ میں جون 2021ء سے اب تک تقریباً 43.8 فیصد اضافہ ہوا ہے۔ Money مارکیٹ کے دائرہ کار میں روایتی فنڈ حاوی رہے کیونکہ تقریباً 56.4 فیصد بڑھ کر 446 بلین روپے ہو گئے، جبکہ اسلامک فنڈ 24.1 فیصد بڑھ کر 225 بلین روپے ہو گئے۔ مزید برآں، مجموعی فیکسڈ انکم فنڈز میں جون 2021ء سے اب تک تقریباً 21.9 فیصد اضافہ ہوا کیونکہ روایتی انکم فنڈز 27.9 فیصد بڑھ کر 161 بلین روپے ہو گئے۔ ایکویٹی اور متعلقہ فنڈ 23.1 فیصد کم ہو گئے جس کی وجہ مالی سال 2022ء میں مارکیٹ میں انحطاط اور اثاثہ جات تحت الا نظامیہ میں کمی ہے کیونکہ مجموعی معاشی و جغرافیائی سیاسی عوامل سے متعلق خدشات سرمایہ کاروں کی حوصلہ شکنی کا سبب بنے۔

شعبہ جاتی اعتبار سے مالی سال 2022ء کے اختتام پر Money مارکیٹ فنڈ تقریباً 55.3 فیصد حصے کے ساتھ سب سے آگے تھے، جبکہ دوسرے نمبر پر انکم فنڈ تھے جن کا 24.6 فیصد حصہ تھا، اور تیسرے نمبر پر ایکویٹی فنڈ اور متعلقہ فنڈ تھے جن کا 18.9 فیصد حصہ تھا۔

میوچل فنڈ کی صنعت کے مستقبل کا منظر

سودی شرحوں میں اضافے سے Money مارکیٹ فنڈز میں آمدورفت کی حوصلہ افزائی ہوگی۔ فنانس ایکٹ 2023ء میں حالیہ تبدیلیوں سے بھی سرمایہ کاروں کو ترغیب ملے گی کہ وہ میوچل فنڈز کے ذریعے بچت اور سرمایہ کاری کریں۔ فیکسڈ انکم فنڈز میں رائج الوقت تقریباً 15 فیصد منافع جات ایسے سرمایہ کاروں کے لیے موزوں ترین ہیں جو مختصر میعاد میں رہنا چاہتے ہیں اور زیادہ خطرہ مول لینا نہیں چاہتے۔ تاہم اسٹاک کی قیمتوں میں حالیہ تصحیح نے تعینات قدر کھول دی ہیں اور طویل المیعاد سرمایہ کاران پر کشش سطحوں پر ایکویٹی میں مزید جیسہ لگانا چاہیں گے۔ ہمارے آپریٹرز با رکاوٹ جاری رہے، اور ڈیجیٹل رسائی اور آن لائن سہولیات میں بھرپور سرمایہ کاری کے نتیجے میں ہمیں جو سہولت حاصل ہے اس کی بدولت ہم آن لائن کام کرنے والے سرمایہ کاروں کی بڑھتی ہوئی تعداد سے استفادہ کر سکتے ہیں۔

کارپوریٹ گورننس

فنڈ کارپوریٹ گورننس کے اعلیٰ ترین معیارات کو نافذ کرنے کے لیے پرعزم ہے۔ بورڈ آف ڈائریکٹرز (8) اراکین پر مشتمل ہے جس میں چیف ایگزیکٹو آفیسر (CEO) شامل ہیں اور اس میں صنف اور علم کا متنوع امتزاج ہے۔ بورڈ 1 خاتون اور 7 مرد ڈائریکٹرز پر مشتمل ہے، جن کی درجہ بندی درج ذیل ہے:

4• غیر-ایگزیکٹو ڈائریکٹرز؛

3• آزاد ڈائریکٹرز؛ اور

1• ایگزیکٹو ڈائریکٹر (CEO)۔

ڈائریکٹرز رپورٹ

سنخی اور روپے کی قدر میں کمی کے نتیجے میں معیشت میں سست رفتاری آئے گی اور اس کا اثر صنعتی ترقی پر پڑے گا۔ مزید برآں حکومت درآمدات میں کمی پر توجہ مرکوز کر رہی ہے تاکہ کرنٹ اکاؤنٹ خسارہ کم کیا جاسکے جس سے خدمات کے شعبے کی ترقی متاثر ہوگی۔

بین الاقوامی ایشیا اپنی حالیہ بلندی سے نیچے آگئی ہیں لیکن توانائی کی قیمتیں بلندی پر ڈٹی ہوئی ہیں۔ ہم اُمید کرتے ہیں کہ حکومت درآمدات پر مضبوط لگام دے کر رکھے گی اور ڈالر کے غیر ضروری خارجی بہاؤ کی حوصلہ شکنی کرے گی۔ درآمدات متوقع طور پر 14 فیصد YoY کم ہو کر 63 بلین ڈالر ہو جائیں گی کیونکہ ہم دیکھیں گے کہ معیشت کے متعدد شعبوں کے حجم سٹو جائیں گے۔ چنانچہ ہمیں اُمید ہے کہ مالی سال 2023ء میں کرنٹ اکاؤنٹ خسارہ 7.6 بلین ڈالر (جی ڈی پی کا 2.0 فیصد) کم ہوگا جبکہ اس کے بالمقابل مالی سال 2022ء میں متوقع کرنٹ اکاؤنٹ خسارہ 16.5 بلین ڈالر (جی ڈی پی کا 4.2 فیصد) تھا۔

آئی ایم ایف پروگرام کی کامیابی بحالی مالیاتی اکاؤنٹ کو مثبت حدود میں رکھنے کے لیے کلیدی شرط ہوگی، اور ہم دوست ممالک سے فنڈنگ کے منتظر بھی ہیں۔ باقاعدگی کے ساتھ ہونے والی ترسیلات اور اس کے ساتھ ساتھ دوطرفہ اور کثیر الجہتی بہاؤ بھی ہماری خارجی صورتحال کو سنبھالنے میں اہم کردار ادا کریں گے۔ ڈالر روپے کی تجارت 225-230 کی حدود میں ہو رہی ہے جس کی وجہ متوقع سیاسی غیر یقینی حالات اور آئی ایم ایف کی قسط میں تاخیر ہے۔ ہم سمجھتے ہیں کہ آئی ایم ایف کی قسط کے اجراء اور دوست ممالک سے حصول کے بعد روپیہ کی قدر بحال ہوگی۔ تاہم مالی سال کے اختتام تک روپے کی ڈالر کے مقابلے میں قدر میں متوقع طور پر کمی آئے گی اور یہ 235 تک پہنچ سکتا ہے۔

سی پی آئی پر مبنی مہنگائی جون 2022ء کے لیے 21.3 فیصد کی سطح پر تھی جس کی وجہ پٹرول اور بجلی کی قیمتوں میں اضافہ تھا کیونکہ سابقہ حکومت کے اعلان کردہ امدادی اقدامات روک دیئے گئے۔ ہم روپے کی قدر میں کمی کے اثر کا دوسرا دور دیکھیں گے اور پٹرول کی قیمت میں اضافہ بھی ہوگا جس کے باعث سال کے بقیہ حصے میں مہنگائی بلند رہے گی۔ مالی سال 2023ء میں مہنگائی کا اوسط 21.8 فیصد متوقع ہے۔ ایس بی پی نے پالیسی شرح کو بڑھا کر 15 فیصد کر دیا تاکہ مجموعی مانگ کی رفتار اور مہنگائی کے دباؤ میں کمی لائی جاسکے۔ سود کی شرحوں میں غیر ضروری بلند سطح تک اضافے سے مالیاتی صورتحال متاثر ہوتی ہے اور cost-push مہنگائی کو قابو کرنے میں کوئی قابل ذکر مدد نہیں ملتی۔ چنانچہ ہم اُمید کرتے ہیں کہ ایس بی پی منفی شروع سود برقرار رکھنے کے ذریعے مالیاتی سنخی اور لاگتوں کو متوازن کرے گا۔

کمپنیل مارکیٹ، خصوصاً ایکویٹیز، کے نقطہ نظر سے اسٹاک کی قیمتوں میں صحیح سے تعین قدر مزید کھل گئی ہے۔ مارکیٹ نے شرح سود میں اضافے اور روپے کی قدر میں کمی کو مد نظر رکھا ہے۔ مارکیٹ cap کی جی ڈی پی کے ساتھ تناسب کم ہو کر 10.1 فیصد ہو گیا ہے جو اس کے تاریخی اوسط سے 52 فیصد کمی ہے۔ اسی طرح، خطرات کے پریمیم 8.3 فیصد کے قریب ہیں، اور ان کے قدیم اوسط 2.2 فیصد سے موازنہ کرنے پر اس بھرپور کمی کا پتہ چلتا ہے جس پر مارکیٹ میں تجارت ہو رہی ہے۔ ہم سمجھتے ہیں کہ اسٹاک اور شعبہ جات کا مجموعی تناظر اہم رہے گا اور سرمایہ کاری کے انتخاب کے لیے اُن کمپنیز پر توجہ مرکوز کی جانی چاہیے جو اپنی اندرونی قدر میں بھرپور کمی پر تجارت کرتی ہیں۔ موجودہ طور پر مارکیٹ میں 4.7x PER پر تجارت ہو رہی ہے جبکہ ڈیو یڈنڈ کی سطح 9.5 فیصد پر ہے۔

حاملین قرض کے لیے ہم توقع کرتے ہیں کہ بازار زر کے فنڈ سال بھر بلا رکاوٹ پالیسی شرحوں کی عکاسی جاری رکھیں گے۔ دوسری جانب حکومتی بانڈز متوقع پیداواری فم میں شامل ہو چکے ہیں۔ ہم بانڈز کے منافع جات کی موجودہ سطحوں پر محتاط ہیں اور ڈیٹا پوائنٹس کی نگرانی جاری رکھیں گے تاکہ مواقع سے فائدہ اٹھایا جاسکے۔

ڈائریکٹرز رپورٹ

باعث درآمد شدہ اشیاء کی قیمتیں بلند رہیں۔ بنیادی مہنگائی، جس کی پیمائش ایشیائی خورد و نوش اور توانائی کے علاوہ سے ہوتی ہے، میں بھی اضافے کا رجحان نظر آیا اور جون 2022ء میں 12.3 فیصد اضافہ ہوا جبکہ جون 2021ء میں 6.9 فیصد تھا۔ اگلے مالی سال میں 20 فیصد سے زائد کی توقعات کے ساتھ ساتھ کمزور مالیاتی ڈھانچے کے نتیجے میں SBP نے پالیسی شرح میں زیر جائزہ مالی سال میں مجموعی طور پر 625 بیسیس پوائنٹس (bps) کا اضافہ کر کے اسے 13.75 فیصد کر دیا تاکہ مہنگائی کے وباؤ کا مقابلہ کیا جاسکے اور مجموعی طور پر سکل مانگ کی رفتار میں کمی لائی جاسکے۔ جولائی 2022ء میں SBP نے پالیسی شرح میں مزید 125 bps کا اضافہ کر کے اسے 15 فیصد کر دیا۔

مالیاتی جہت میں ایف بی آر کی ٹیکس وصولی مالی سال 2022ء میں 29.1 فیصد بڑھ کر 6,125 بلین روپے ہو گئی جبکہ گزشتہ سال ممالی مدت کے دوران 4,744 بلین روپے تھی۔ یہ ہدف سے 25 بلین زائد تھا۔ ٹیکس وصولی میں بہتری کی بنیادی وجہ درآمدات میں اضافے کی بدولت کسٹمز ڈیوٹی میں اضافہ اور زیادہ سیلز ٹیکس کی وصولی ہے۔

دوسری بات یہ کہ بازاروں کے منافع میں مالی سال 2022ء میں قابل ذکر اضافہ ہوا ہے کیونکہ SBP نے مالیاتی سختی کا پتھر شروع کر دیا تھا۔ روپے کی قدر میں کمی کے ساتھ ساتھ توانائی کی مسلسل بلند قیمتوں سے مہنگائی پر دباؤ میں اضافہ ہوگا، اور ہماری توقع کے مطابق مہنگائی کا اوسط درمیانی مدت میں بلند رہے گا۔ تین سالہ، پانچ سالہ اور دس سالہ بانڈز کے منافعوں میں دوران مدت ہائیر ترتیب 4.5 فیصد، 3.4 فیصد اور 3.0 فیصد اضافہ ہوا۔

فنڈ کی کارکردگی

زیر جائزہ مدت کے دوران فنڈ کا منافع 15.00 فیصد تھا، جبکہ مقررہ معیار کا منافع 11.75 فیصد تھا۔ 30 جون 2022ء فنڈ کی نقد میں شمولیت 99.9 فیصد تھی۔

30 جون 2022ء کو فنڈ کے innet 225 ملین روپے تھی۔

30 جون 2022ء کو innet چلتی قدر (این اے وی) فی یونٹ 100.00 روپے تھی۔

معیشت اور مارکیٹ - مستقبل کا منظر نامہ

حکومت نے متعدد سخت فیصلے کیے ہیں بشمول پٹرول، بجلی اور گیس کی قیمتوں میں اضافہ تاکہ آئی ایم ایف کی شرائط پوری کی جاسکیں۔ علاوہ ازیں، سود کی شرح کو بڑھا کر 15 فیصد کیا ہے اور مالی سال 2023ء کے بجٹ میں تہدیلیاں کی ہیں تاکہ مالی سال 2023ء میں بنیادی مالیاتی surplus کو ہدف بنایا جاسکے۔ ان اقدامات کے نتیجے میں آئی ایم ایف کے ساتھ اسٹاف سطح کا ایک کامیاب معاہدہ ہو گیا ہے جس کے بعد ایکسٹینڈڈ فنڈ فیسلٹی (ای ایف ایف) کے مشن کے ساتویں اور آٹھویں جائزے کے تحت فنڈ سے 1.2 بلین ڈالر کے اجراء کی راہیں ہموار ہوں گی۔ مزید برآں، حکومت آئی ایم ایف کو اس بات کے لیے قائل کرنے میں کامیاب ہوئی ہے کہ فنڈنگ کو 1 بلین ڈالر سے 7 بلین ڈالر کیا جائے اور ستمبر 2022ء کی بجائے جون 2023ء تک مدت کی توسیع کی جائے۔ آئی ایم ایف پروگرام سے خارجی اکاؤنٹ مستحکم ہوگا اور پالیسی سازوں کو درکار مختصر مدت میں بلا رکاوٹ مالیاتی نظم و ضبط اور پیمائش شدہ تجارتی اکاؤنٹ پالیسیوں اور طویل مدت میں قابل بقاء ترقی کے لیے معاشی پالیسیوں پر ارتکاز توجہ کے لیے راہ فراہم ہوگی۔

پاکستان کی مجموعی منگنی پیداوار (جی ڈی پی) مالی سال 2022ء میں 6.0 فیصد تھی۔ زرعی، صنعتی اور خدمات کے شعبوں نے بالترتیب 4.4 فیصد، 7.2 فیصد اور 6.2 فیصد ترقی کی۔ تاہم ہم سمجھتے ہیں کہ مالی سال 2023ء میں جی ڈی پی کی ترقی میں 2.5 سے 3.0 فیصد تک کی بڑی کمی آئے گی۔ مالیاتی

ڈائریکٹرز رپورٹ

عزیز سرمایہ کار

یورڈ آف ڈائریکٹرز کی طرف سے ایم سی پی پاکستان فیکسڈ ریٹرن Plan-I کے گوشواروں کا جائزہ برائے سال معتمدہ 30 جون 2022ء پیش خدمت ہے۔

معیشت اور بازار زر کا جائزہ

مالی سال 2022ء پاکستان کے لیے مشکل سال رہا کیونکہ ملک کو مجموعی معاشیاتی جہت میں متعدد چیلنج درپیش رہے اور ساتھ ساتھ سیاسی صورتحال بھی غیر یقینی رہی۔ اگرچہ معیشت نے کووڈ چیلنج کا بہتر انداز میں مقابلہ کیا لیکن عالمی معیشتوں کی بحالی اور زنجیر رسد میں رکاوٹوں کے باعث عالمی سطح پر اشیاء کی قیمتوں میں اضافہ ہوا جس سے تجارتی خسارے پر دباؤ میں بھی اضافہ ہوا۔ روس یوکرین جنگ کے نتیجے میں اشیاء کی قیمتیں مزید بڑھ گئیں جس کے باعث دوران سال اب تک کے سب سے بڑے درآمداتی بل نے پہلے سے پھیلتے ہوئے تجارتی خسارے کو مزید متاثر کیا۔ توانائی اور اشیاء خورد و نوش کی قیمتوں میں اضافے کے ساتھ ساتھ زر مبادلہ کی کمزور شرح کے نتیجے میں مقامی سطح پر مہنگائی میں تیزی سے اضافہ ہوا۔ اشیاء کی قیمتوں سے ہونے والی مہنگائی کے رجحانات بھی عالمی معیشتوں میں واضح نظر آئے، خصوصاً امریکا اور یورپی خطے میں، اور اس کے نتیجے میں ہونے والی مالیاتی سختی کے باعث وسیع تر کساد بازاری کا خوف پیدا ہو گیا ہے۔

پاکستان کی معیشت پہلے ہی مجموعی معاشیاتی چیلنجوں سے نہر آرزو ماہوری تھی اور سیاسی افراتفری نے حالات میں مزید بگاڑ پیدا کر دیا۔ بڑھتی ہوئی سیاسی پھل کے نتیجے میں عوامی سطح کے اقدامات کیے گئے، مثلاً ایندھن اور بجلی کی سبسڈیز، جس سے مطلوبہ مالیاتی ترامیم کرنا مشکل ہو گیا۔ علاوہ ازیں، منگنی قیادت میں غیر متوقع تبدیلی اور اس سے پیدا ہونے والی سیاسی غیر یقینی صورتحال کے نتیجے میں آئی ایم ایف پروگرام کے لیے درکار پالیسی اقدامات اور ترامیم میں تاخیر ہوئی۔

مالی سال 2022ء کے ابتدائی گیارہ ماہ میں ملک کا CAD یعنی کرنٹ اکاؤنٹ خسارہ 15.2 بلین ڈالر تھا جبکہ گزشتہ سال مماثل مدت میں 1.1 بلین ڈالر تھا۔ یہ مالی سال 2018ء کے ابتدائی گیارہ ماہ میں ہونے والے 15.9 CAD بلین ڈالر کے بعد اب تک کا سب سے بڑا خسارہ تھا۔ اس فنڈ کی بنیادی وجہ مالی سال 2022ء کے ابتدائی گیارہ ماہ میں درآمدات میں 36.5 فیصد اضافہ تھا جبکہ اس کے بالمقابل برآمدات میں اضافہ 26.7 فیصد تھا۔ تجارتی خسارہ 45.5 فیصد بڑھ کر 36.1 بلین ڈالر ہو گیا جبکہ گزشتہ سال مماثل مدت میں 24.8 بلین ڈالر تھا۔ درآمدات میں اس بے قابو اضافے کی بنیادی وجہ ہماری اشیاء کے دائرہ کار بشمول خام تیل، پام تیل اور کونکے کی تاریخی بلند قیمتیں اور اس کے ساتھ ساتھ یکبارہ یکسین درآمدات تھی۔

مالی سال 2022ء میں مرکزی بینک کے زر مبادلہ کے ذخائر میں 7.4 بلین ڈالر کمی ہوئی جس کی وجہ کرنٹ اکاؤنٹ خسارہ اور قرضوں کی ادائیگیوں میں اضافہ ہے۔ علاوہ ازیں، آئی ایم ایف پروگرام میں تاخیر کے نتیجے میں دیگر غیر منگنی آمدات سے رفتار کی کمی ہو گئی اور اس کے باعث زر مبادلہ کے ذخائر کم ہو کر 9.8 بلین ڈالر ہو گئے جس کا مطلب 1.7 ماہ کا درآمداتی cover بنتا ہے۔ اس اخراجی بہاؤ اور اس کے ساتھ ساتھ پھیلتے ہوئے کرنٹ اکاؤنٹ خسارے کے نتیجے میں مالی سال کے آغاز سے لے کر اب تک روپیہ ڈالر کے مقابلے میں 23.0 فیصد کمزور ہو گیا۔

مہنگائی بے حد تشویشناک رہی کیونکہ اشیاء کی بڑھتی ہوئی قیمتوں نے پالیسی سازوں کے لیے متعدد چیلنج پیدا کرنے کا سلسلہ جاری رکھا۔ بیڈ لائن مہنگائی، جس کی ترمیمی CPI سے ہوتی ہے، کا اوسط مالی سال 2022ء میں 12.1 فیصد تھا جبکہ مالی سال 2021ء میں 8.9 فیصد تھا۔ اس اضافے کی بنیادی وجہ اشیاء خورد و نوش کی قیمتوں میں اضافہ، توانائی (بجلی اور ایندھن، دونوں) کی لاگتوں میں اضافہ، اور روپے کی قدر میں کمی کا دوسرا دور تھا جس کے

REPORT OF THE FUND MANAGER FOR THE YEAR ENDED JUNE 30, 2022

Fund Type and Category

MCB Pakistan Fixed Return Plan I is a Fixed Rate / Return Plan.

Fund Benchmark

70% three (3) months average deposit rates of three (3) AA rated scheduled Banks as selected by MUFAP + 30% three (3) months T-Bill (PKRV) rates.

Investment Objective

The Objective of MCB Pakistan Fixed Return Plan I (MCB PFRPI) is to provide promised fixed return to the Unit Holders at maturity by investing in short term Fixed Income Securities.

Manager's Review

The fund was launched on 29th June 2022. The fund posted an Annualized return of 15.00% during the period under review against the benchmark return of 11.75%. Cash exposure was 99.9%.

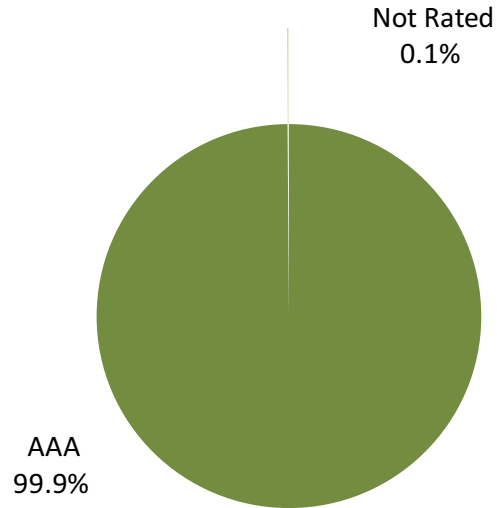
The Net Assets of the Fund as at June 30, 2022 stood at Rs. 225 million and the Net Asset Value (NAV) per unit was Rs. 100.0000

Asset Allocation as on June 30, 2022 (% of total assets)

Asset Allocation (%age of Total Assets)	Jun-22
Cash	99.9%
Others including receivables	0.1%

**REPORT OF THE FUND MANAGER
FOR THE YEAR ENDED JUNE 30, 2022**

Asset Quality as on June 30, 2022 (% of total assets)



**Saad Ahmed
Fund Manager**

TRUSTEE REPORT TO THE UNIT HOLDERS

CENTRAL DEPOSITORY COMPANY
OF PAKISTAN LIMITED

Head Office:

CDC House, 99-B, Block 'B'
S.M.C.H.S., Main Shakra-e-Faisal
Karachi - 74400, Pakistan
Tel: (92-21) 111-111-500
Fax: (92-21) 34326021 - 23
URL: www.cdcpk.com
Email: info@cdcpak.com



TRUSTEE REPORT TO THE UNIT HOLDERS

MCB PAKISTAN FIXED RETURN FUND

Report of the Trustee pursuant to Regulation 41(h) and clause 9 of Schedule V of the Non-Banking Finance Companies and Notified Entities Regulations, 2008

We Central Depository Company of Pakistan Limited, being the Trustee of MCB Pakistan Fixed Return Fund (the Fund) are of the opinion that MCB-ArifHabib Savings and Investments Limited being the Management Company of the Fund has in all material respects managed the Fund during the period from June 29, 2022 to June 30, 2022 in accordance with the provisions of the following:

- (i) Limitations imposed on the investment powers of the Management Company under the constitutive documents of the Fund;
- (ii) The pricing, issuance and redemption of units are carried out in accordance with the requirements of the constitutive documents of the Fund; and
- (iii) The Non-Banking Finance Companies (Establishment and Regulations) Rules, 2003, the Non-Banking Finance Companies and Notified Entities Regulations, 2008 and the constitutive documents of the Fund.

Badiuddin Akber
Chief Executive Officer
Central Depository Company of Pakistan Limited

Karachi: September 28, 2022



INDEPENDENT AUDITOR'S REPORT TO THE UNIT HOLDERS



Yousuf Adil
Chartered Accountants

Cavish Court, A-35, Block 7 & 8
KCHSI, Shahrah-e-Faisal
Karachi-75300
Pakistan

Tel: +92 (0) 21 3454 6494-7
Fax: +92 (0) 21-3454 1314
www.yousufadil.com

INDEPENDENT AUDITOR'S REPORT

To The Unit Holders of MCB Pakistan Fixed Return Fund

Report on the Audit of the Financial Statements

Opinion

We have audited the financial statements of **MCB Pakistan Fixed Return Fund** (the Fund), which comprise the statement of assets and liabilities as at June 30, 2022, and the income statement, statement of comprehensive income, statement of movement in unit holders' fund and statement of cash flows for the period starting from June 29, 2022 and ended on June 30, 2022 and notes to the financial statements, including a summary of significant accounting policies.

In our opinion, the accompanying financial statements give a true and fair view of the financial position of the Fund as at June 30, 2022, and of its financial performance, cash flows for the period then ended in accordance with accounting and reporting standards as applicable in Pakistan.

Basis for Opinion

We conducted our audit in accordance with International Standards on Auditing (ISAs) as applicable in Pakistan. Our responsibilities under those standards are further described in the Auditor's Responsibilities for the Audit of the Financial Statements section of our report. We are independent of the Fund and Management Company in accordance with the International Ethics Standards Board for Accountants' Code of Ethics for Professional Accountants (IESBA Code) as adopted by the Institute of Chartered Accountants of Pakistan together with the ethical requirements that are relevant to our audit of the financial statements in Pakistan, and we have fulfilled our other ethical responsibilities in accordance with these requirements and the IESBA Code. We believe that the audit evidence we have obtained is sufficient and appropriate to provide a basis for our opinion.

Information Other than the Financial Statements and Auditor's Report Thereon

Management Company is responsible for the other information. The other information comprises the information included in the annual report, but does not include the financial statements and our auditor's report thereon.

Our opinion on the financial statements does not cover the other information and we do not express any form of assurance conclusion thereon.

In connection with our audit of the financial statements, our responsibility is to read the other information and, in doing so, consider whether the other information is materially inconsistent with the financial statements or our knowledge obtained in the audit or otherwise appears to be materially misstated. If, based on the work we have performed, we conclude that there is a material misstatement of this other information, we are required to report that fact. We have nothing to report in this regard.

Responsibilities of Management Company and Those Charged with Governance for the Financial Statements

Management Company is responsible for the preparation and fair presentation of the financial statements in accordance with accounting and reporting standards as applicable in Pakistan, and for such internal control as the Management Company determines is necessary to enable the preparation of financial statements that are free from material misstatement, whether due to fraud or error.

In preparing the financial statements, Management Company is responsible for assessing the Fund's ability to continue as a going concern, disclosing, as applicable, matters related to going concern and using the going concern basis of accounting unless Management Company either intends to liquidate the Fund or to cease operations, or has no realistic alternative but to do so.



Independent Commission for
Statutory Auditors, Pakistan

INDEPENDENT AUDITOR'S REPORT TO THE UNIT HOLDERS



Yousuf Adil
Chartered Accountants

Those Charged with Governance of the Management Company are responsible for overseeing the Fund's financial reporting process.

Auditor's Responsibilities for the Audit of the Financial Statements

Our objectives are to obtain reasonable assurance about whether the financial statements as a whole are free from material misstatement, whether due to fraud or error, and to issue an auditor's report that includes our opinion. Reasonable assurance is a high level of assurance, but is not a guarantee that an audit conducted in accordance with ISAs as applicable in Pakistan will always detect a material misstatement when it exists. Misstatements can arise from fraud or error and are considered material if, individually or in the aggregate, they could reasonably be expected to influence the economic decisions of users taken on the basis of these financial statements.

As part of an audit in accordance with ISAs as applicable in Pakistan, we exercise professional judgment and maintain professional skepticism throughout the audit. We also:

- Identify and assess the risks of material misstatement of the financial statements, whether due to fraud or error, design and perform audit procedures responsive to those risks, and obtain audit evidence that is sufficient and appropriate to provide a basis for our opinion. The risk of not detecting a material misstatement resulting from fraud is higher than for one resulting from error, as fraud may involve collusion, forgery, intentional omissions, misrepresentations, or the override of internal control.
- Obtain an understanding of internal control relevant to the audit in order to design audit procedures that are appropriate in the circumstances, but not for the purpose of expressing an opinion on the effectiveness of the Management Company's internal control.
- Evaluate the appropriateness of accounting policies used and the reasonableness of accounting estimates and related disclosures made by the Management Company.
- Conclude on the appropriateness of Management Company's use of the going concern basis of accounting and, based on the audit evidence obtained, whether a material uncertainty exists related to events or conditions that may cast significant doubt on the Fund's ability to continue as a going concern. If we conclude that a material uncertainty exists, we are required to draw attention in our auditor's report to the related disclosures in the financial statements or, if such disclosures are inadequate, to modify our opinion. Our conclusions are based on the audit evidence obtained up to the date of our auditor's report. However, future events or conditions may cause the Fund to cease to continue as a going concern.
- Evaluate the overall presentation, structure and content of the financial statements, including the disclosures, and whether the financial statements represent the underlying transactions and events in a manner that achieves fair presentation.

We communicate with Those Charged with Governance of the Management Company regarding, among other matters, the planned scope and timing of the audit and significant audit findings, including any significant deficiencies in internal control that we identify during our audit.

Report on Other Legal and Regulatory Requirements

In our opinion, the financial statements have been prepared in accordance with the relevant provisions of the Non-Banking Finance Companies (Establishment and Regulation) Rules, 2003 and Non-Banking Finance Companies and Notified Entities Regulations, 2008.

The engagement partner on the audit resulting in this independent auditor's report is Hena Sadiq.


Chartered Accountants

Place: Karachi
Date: September 16, 2022
UDIN: AR202210057UKzk2TS1D

Independent Chartered Firm of
Baitulhis Yousuf International Limited

**STATEMENT OF ASSETS AND LIABILITIES
AS AT JUNE 30, 2022**

	Note	June 30, 2022 Rupees
ASSETS		
Bank balances	4	224,992,257
Markup receivable on bank deposit		208,365
Other receivables		20,000
Total assets		225,220,622
LIABILITIES		
Payable to MCB-Arif Habib Savings and Investments Limited - Management Company	5	62,721
Payable to Central Depository Company of Pakistan Limited - Trustee	6	523
Payable to the Securities and Exchange Commission of Pakistan	7	123
Total liabilities		63,367
NET ASSETS		225,157,255
UNIT HOLDERS' FUND (AS PER STATEMENT ATTACHED)		225,157,255
CONTINGENCIES AND COMMITMENTS	8	
		Number of units
NUMBER OF UNITS IN ISSUE		2,251,572
		Rupees
NET ASSETS VALUE PER UNIT		100.00

The annexed notes 1 to 19 form an integral part of these financial statements.

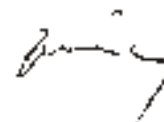
For MCB-Arif Habib Savings and Investments Limited
(the Management Company)



Chief Executive Officer



Chief Financial Officer



Director

INCOME STATEMENT
FOR THE PERIOD STARTING FROM JUNE 29, 2022 TO JUNE 30, 2022

	Note	June 29, 2022 To June 30, 2022 Rupees
INCOME		
Markup on deposits with bank		208,365
Total income		208,365
EXPENSES		
Remuneration of MCB-Arif Habib Savings and Investments Limited - Management Company	5.1	20,107
Sindh Sales Tax on remuneration of Management Company	5.2	2,614
Remuneration of Central Depository Company of Pakistan Limited - Trustee	6.1	463
Sindh Sales Tax on remuneration of the Trustee	6.2	60
Annual fees of Securities and Exchange Commission of Pakistan	7.1	123
Total operating expenses		23,367
Net income for the period before taxation		184,998
Taxation	10	-
Net income for the period after taxation		184,998
Allocation of net income for the period		
Net income for the period after taxation		184,998
Income already paid on units redeemed		-
		184,998
Accounting income available for distribution		
Relating to capital gains		-
Excluding capital gains		184,998
		184,998
Earnings per unit	3.10	

The annexed notes 1 to 19 form an integral part of these financial statements.


For MCB-Arif Habib Savings and Investments Limited
(the Management Company)



Chief Executive Officer



Chief Financial Officer



Director

**STATEMENT OF OTHER COMPREHENSIVE INCOME
FOR THE PERIOD STARTING FROM JUNE 29, 2022 TO JUNE 30, 2022**

	June 29, 2022 To June 30, 2022 Rupees
Net income for the period after taxation	184,998
Other comprehensive income	-
Total comprehensive income for the period	184,998

The annexed notes 1 to 19 form an integral part of these financial statements.


For MCB-Arif Habib Savings and Investments Limited
(the Management Company)



Chief Executive Officer



Chief Financial Officer



Director

**STATEMENT OF MOVEMENT IN UNIT HOLDERS' FUNDS
FOR THE PERIOD STARTING FROM JUNE 29, 2022 TO JUNE 30, 2022**

June 29, 2022 To June 30, 2022		
Capital Value	Undistributed income	Total
Rupees		
Net assets at beginning of the period	-	-
Issue of 6,584,766 units :		
- Capital value (at net asset value per unit at the beginning of the period)	225,157,207	225,157,207
- Element of income	-	-
	225,157,207	225,157,207
Total comprehensive income for the period	-	184,998
Final distributions for the period ended June 30, 2022 at the rate of Rs. 0.0822 per unit (on June 30, 2022)	(184,950)	(184,950)
	-	48
Net assets as at the end of the period	225,157,207	225,157,255
Undistributed income brought forward		
- Realised	-	-
- Unrealised	-	-
Accounting income available for distribution		
- Relating to capital gains	-	-
- Excluding capital gains	184,998	184,998
Distributions during the period	(184,950)	(184,950)
Undistributed income carried forward	48	48
Undistributed income carried forward		
- Realised	48	48
- Unrealised	-	-
	48	48
	Rupees	
Net assets value per unit as at beginning of the period	-	-
Net assets value per unit as at end of the period	-	100.0000

The annexed notes 1 to 19 form an integral part of these financial statements.


For MCB-Arif Habib Savings and Investments Limited
(the Management Company)



Chief Executive Officer



Chief Financial Officer



Director

CASH FLOW STATEMENT
FOR THE PERIOD STARTING FROM JUNE 29, 2022 TO JUNE 30, 2022

	Note	June 29, 2022 To June 30, 2022 Rupees
CASH FLOWS FROM OPERATING ACTIVITIES		
Net income for the period before taxation		184,998
Adjustments for:		
Increase in assets		
Markup receivable on bank deposit		(208,365)
Other receivables		(20,000)
		(228,365)
Increase in liabilities		
Payable to the Management Company		62,721
Payable to the Trustee		523
Payable to the Securities and Exchange Commission of Pakistan		123
		63,367
Net cash generated from operating activities		20,000
CASH FLOWS FROM FINANCING ACTIVITIES		
Amount received against issuance of units		225,157,207
Distributions made during the period		(184,950)
Net cash generated from financing activities		224,972,257
Net increase in cash and cash equivalents during the period		224,992,257
Cash and cash equivalents at the end of the period	11	224,992,257

The annexed notes 1 to 19 form an integral part of these financial statements.

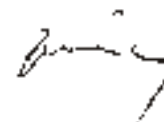
For MCB-Arif Habib Savings and Investments Limited
(the Management Company)



Chief Executive Officer



Chief Financial Officer



Director

NOTES TO AND FORMING PART OF THE FINANCIAL STATEMENTS FOR THE PERIOD STARTING FROM JUNE 29, 2022 TO JUNE 30, 2022

1. LEGAL STATUS AND NATURE OF BUSINESS

- 1.1 MCB Pakistan Fixed Return Fund (the Fund) has been established through the Trust Deed (the Deed) dated 6th day of May, 2022 under the Sindh Act, 2020 entered into and between MCB-Arif Habib Savings and Investments Limited, the Management Company, and Central Depository Company of Pakistan Limited, the Trustee and is authorised under the Non-Banking Finance Companies (Establishment and Regulation) Rules, 2003 (the "Rules") and Non-Banking Finance Companies and Notified Entities Regulations, 2008 ("Regulations"). The Securities and Exchange Commission of Pakistan (SECP) has authorised the offer of Units of MCB Pakistan Fixed Return Fund (MCBPFRF) and has registered the fund as a notified entity under the Non-Banking Finance Companies and Notified Entities Regulations, 2008 ("Regulations") vide letter No SCD/AMCW/MCBPFRF/362/2022/MF-NE-75 dated June 06, 2022. SECP has approved the Offering Document under the Regulations vide its Letter No. SCD/AMCW/MCBPFRF/363/2022 dated June 06, 2022.
- 1.2 The Management Company of the Fund has been licensed to act as an Asset Management Company under the Non-Banking Finance Companies (Establishment and Regulation) Rules, 2003 (the NBFC Rules) through a certificate of registration issued by the SECP. The registered office of the Management Company is situated at 2nd Floor, Adamjee House, I.I. Chundrigar Road, Karachi, Pakistan.
- 1.3 The Fund is an open-end collective investment scheme categorised as a "Fixed Rate/Return Scheme". The Management Company is launching first MCB Pakistan Fixed Return Fund Plan I having maturity date up to six months from the date of closure of IPO. The Management Company has launched its first plan under MCB Pakistan Fixed Return Fund on June 29, 2022 i.e. IPO date of the Plan.
- 1.4 The objective of the Fund is to provide fixed return at maturity of the Allocation Plans under the Fund, by investing in Fixed Income Securities.
- 1.5 The Pakistan Credit Rating Agency Limited (PACRA) has maintained asset manager rating of AM1 dated October 06, 2021 to the Management Company.
- 1.6 Title to the assets of the Fund is held in the name of the Central Depository Company of Pakistan Limited as the Trustee of the Fund.

2. BASIS OF PREPARATION

2.1 Statement of compliance

These financial statements have been prepared in accordance with the accounting and reporting standards as applicable in Pakistan. The accounting and reporting standards applicable in Pakistan comprise of:

- International Financial Reporting Standards (IFRS Standards) issued by the International Accounting Standards Board (IASB) as notified under the Companies Act, 2017;
- Provisions of and directives issued under the Companies Act, 2017, along with part VIIIA of the repealed Companies Ordinance, 1984; and
- the Non-Banking Finance Companies (Establishment and Regulation) Rules, 2003 (the NBFC Rules), the Non-Banking Finance Companies and Notified Entities Regulations, 2008 (the NBFC Regulations) and the requirements of the Trust Deed.

Where provisions of and directives issued under the Companies Act, 2017, part VIIIA of the repealed Companies Ordinance 1984, the NBFC Rules, the NBFC Regulations and the requirements of the Trust Deed differ from the IFRS Standards, the provisions of and directives issued under the Companies Act, 2017, part VIIIA of the repealed Companies Ordinance 1984, the NBFC Rules, the NBFC Regulations and the requirements of the Trust Deed have been followed.

NOTES TO AND FORMING PART OF THE FINANCIAL STATEMENTS FOR THE PERIOD STARTING FROM JUNE 29, 2022 TO JUNE 30, 2022

2.2 New accounting standards, amendments and IFRS interpretations that are effective for the period ended June 30, 2022

The following standards, amendments and interpretations are effective for the period ended June 30, 2022. These standards, amendments and interpretations are either not relevant to the Fund's operations or are not expected to have significant impact on the Fund's financial statements other than certain additional disclosures.

	Effective from accounting period beginning on or after:
- Amendment to IFRS 16 'Leases' - Covid-19 related rent concessions beyond 30 June 2021	April 01, 2021
- Amendments to IFRS 9 'Financial Instruments', IAS 39 'Financial Instruments: Recognition and Measurement' and IFRS 7 'Financial Instruments: Disclosures' - Interest rate benchmark reform	January 01, 2021

Certain annual improvements have also been made to a number of IFRSs.

2.3 New accounting standards, amendments and IFRS interpretations that are not yet effective

The following standards, amendments and interpretations are only effective for accounting periods, beginning on or after the date mentioned against each of them. These standards, interpretations and the amendments are either not relevant to the Fund's operations or are not expected to have significant impact on the Fund's financial statements other than certain additional disclosures.

	Effective from accounting period beginning on or after:
- Annual Improvements to IFRS Standards 2018-2020 Cycle (related to IFRS 9, IFRS 16 and IAS 41)	January 01, 2022
- Amendments to IFRS 3 'Business Combinations' - Reference to the conceptual framework	January 01, 2022
- Amendments to IAS 16 'Property, Plant and Equipment' - Proceeds before intended use	January 01, 2022
- Amendments to IAS 37 'Provisions, Contingent Liabilities and Contingent Assets' - Onerous Contracts — cost of fulfilling a contract	January 01, 2022
- Amendments to IAS 1 'Presentation of Financial Statements' - Classification of liabilities as current or non-current	January 01, 2023
- Amendments to IAS 1 'Presentation of Financial Statements' - Disclosure of accounting policies	January 01, 2023
- Amendments to IAS 8 'Accounting Policies, Changes in Accounting Estimates and Errors' - Definition of accounting estimates	January 01, 2023
- Amendments to 'IAS 12 Income Taxes' - deferred tax related to assets and liabilities arising from a single transaction.	January 01, 2023
- Amendments to IFRS 10 and 28 - Sale or Contribution of Assets between an Investor and its Associate or Joint Venture	Deferred indefinitely

Certain annual improvements have also been made to a number of IFRSs.

Other than the aforesaid standards, interpretations and amendments, the International Accounting Standards Board (IASB) has also issued the following standards which have not been adopted locally by the Securities and Exchange Commission of Pakistan:

- IFRS 1 – First Time Adoption of International Financial Reporting Standards

NOTES TO AND FORMING PART OF THE FINANCIAL STATEMENTS FOR THE PERIOD STARTING FROM JUNE 29, 2022 TO JUNE 30, 2022

- IFRS 17 – Insurance Contracts

2.4 Critical accounting estimates and judgements

The preparation of the financial statements in conformity with the accounting and reporting standards as applicable in Pakistan requires the management to make estimates, judgements and assumptions that affect the reported amounts of assets and liabilities, income and expenses. It also requires the management to exercise judgment in the application of its accounting policies. The estimates, judgments and associated assumptions are based on historical experience and various other factors that are believed to be reasonable under the circumstances. These estimates and underlying assumptions are reviewed on an ongoing basis.

The areas involving a degree of judgment or complexity, or areas where estimates and assumptions are significant to the financial statements are as follows:

- Classification and valuation of financial assets (notes 3.1.1.1)
- Impairment of financial assets (note 3.1.1.3)
- Taxation (notes 3.4 and 10)
- Classification and measurement of financial liabilities note 3.1.2.1)

Revisions to accounting estimates are recognised in the year in which the estimate is revised if the revision affects only that year, or in the year of revision and future years if the revision affects both current and future years.

2.5 Basis of measurement

These financial statements have been prepared under the historical cost convention, except for certain investments which are stated at fair value.

2.6 Functional and presentation currency

Items included in these financial statements are measured using the currency of the primary economic environment in which the Fund operates. These financial statements are presented in Pakistan Rupees which is the Fund's functional and presentation currency. Amounts presented in the financial statements have been rounded off to the nearest thousand rupees, unless otherwise stated.

3. SUMMARY OF SIGNIFICANT ACCOUNTING POLICIES

The accounting policies set out below have been applied consistently to all period in these financial statements.

3.1 Financial instruments

A financial instrument is any contract that gives rise to a financial asset of one entity and a financial liability or equity instrument of another entity. Financial assets and financial liabilities are recognised in the Fund's statement of assets and liabilities when the Fund becomes a party to the contractual provisions of the instrument.

Financial assets and financial liabilities are initially measured at fair value. Transaction costs that are directly attributable to the acquisition or issue of financial assets and financial liabilities (other than financial assets and financial liabilities at fair value through profit or loss) are added to or deducted from the fair value of the financial assets or financial liabilities, as appropriate, on initial recognition. Transaction costs directly attributable to the acquisition of financial assets or financial liabilities at fair value through profit or loss are recognised immediately in the income statement.

3.1.1 Financial assets

All regular way purchases or sales of financial assets are recognised and derecognised on a trade date basis. Regular way purchases or sales are purchases or sales of financial assets that require delivery of assets within the time frame established by regulation or convention in the marketplace.

3.1.1.1 Classification and measurement of financial assets

The classification of financial assets at initial recognition depends on the financial asset's contractual cash flow characteristics and the entity's business model for managing them.

All recognised financial assets are measured subsequently in their entirety at either amortised cost or fair value, depending on the classification of the financial assets. For purposes of subsequent measurement, financial assets are classified in following categories:

NOTES TO AND FORMING PART OF THE FINANCIAL STATEMENTS FOR THE PERIOD STARTING FROM JUNE 29, 2022 TO JUNE 30, 2022

Financial assets at amortised cost (debt instruments)

Financial assets at amortised cost are subsequently measured using the effective interest rate (EIR) method and are subject to impairment. Gains and losses are recognised in the income statement when the asset is derecognised, modified or impaired.

Financial assets at fair value through other comprehensive income (debt instruments)

For debt instruments at fair value through other comprehensive income (FVOCI), profit income, foreign exchange revaluation and impairment losses or reversals are recognised in the income statement and computed in the same manner as for financial assets measured at amortised cost. The remaining fair value changes are recognised in OCI. Upon derecognition, the cumulative fair value change recognised in OCI is reclassified to the income statement.

Financial assets at fair value through profit or loss (debt instruments)

Debt instruments that do not meet the amortised cost criteria or FVOCI criteria are classified as at fair value through profit or loss (FVTPL). In addition, debt instruments that meet either the amortised cost criteria or the FVOCI criteria may be designated as at FVTPL upon initial recognition if such designation eliminates or significantly reduces a measurement or recognition inconsistency (so called 'accounting mismatch') that would arise from measuring assets or liabilities or recognising the gains and losses on them on different bases.

3.1.1.2 Fair value measurement principles

The fair value of financial instruments is determined as follows:

Basis of valuation of government securities:

The government securities not listed on a stock exchange and traded in the interbank market are valued at the average rates quoted on a widely used electronic quotation system (PKRV / PKISRV rates) which are based on the remaining tenor of the securities.

Basis of valuation of debt securities:

The fair value of debt securities (other than government securities) is based on the value determined and announced by Mutual Funds association of Pakistan (MUFAP) in accordance with the criteria laid down in Circular No. 1 of 2009 and Circular No. 33 of 2012 issued by Securities and Exchange Commission of Pakistan (SECP). In the determination of the rates, MUFAP takes into account the holding pattern of these securities and categorises them as traded, thinly traded and non-traded securities. The aforementioned circular also specifies the valuation process to be followed for each category as well as the criteria for the provisioning of non-performing debt securities.

3.1.1.3 Impairment of financial assets

The Management Company assesses at each reporting date whether there is objective evidence that the Fund's financial assets or a group of financial assets are impaired. If any such indication exists, the recoverable amount of such assets is estimated. An impairment loss is recognised whenever the carrying value of an asset exceeds its recoverable amount.

The SECP/Commission has through its letter no. SCD/AMCW/RS/MUFAP/2017-148 dated November 21, 2017 has deferred the applicability of the impairment requirements of IFRS 9 for debt securities on mutual funds. Therefore, the Fund will not be subject to the impairment provisions of IFRS 9.

For financial assets other than debt securities measured at amortised cost, IFRS 9 requires recognition of impairment based on expected credit loss (ECL) model. Under IFRS 9, the Fund is required to measure loss allowance equal to an amount equal to lifetime ECL or 12 months ECL based on credit risk.

When determining whether the credit risk of a financial asset has increased significantly since initial recognition and when estimating ECLs, the Fund considers reasonable and supportable information that is relevant and available without undue cost or effort. This includes both quantitative and qualitative information and analysis, based on the Fund's historical experience and informed credit assessment and including forward-looking information.

However, majority of the assets of the Fund exposed to credit risk pertain to counter parties which have high credit rating

NOTES TO AND FORMING PART OF THE FINANCIAL STATEMENTS FOR THE PERIOD STARTING FROM JUNE 29, 2022 TO JUNE 30, 2022

or where credit risk has not been increased since initial recognition. Therefore, management believes that the impact of ECL would be very minimal and hence, the same has not been accounted for in these financial statements.

3.1.1.4 Derecognition

A financial asset (or, where applicable, a part of a financial asset or part of a group of similar financial assets) is primarily derecognised (i.e., removed from the Fund's statement of assets and liabilities) when:

- the rights to receive cash flows from the asset have expired; or
- the Fund has transferred its rights to receive cash flows from the asset and substantially all the risks and rewards of the asset;

3.1.2 Financial liabilities

3.1.2.1 Classification and measurement of financial liabilities

All financial liabilities are measured subsequently at amortised cost using the effective interest method or at FVTPL.

Financial liabilities are measured at amortised cost, unless they are required to be measured at FVTPL (such as instruments held for trading or derivatives) or the Fund has opted to measure them at FVTPL.

3.1.2.2 Derecognition

A financial liability is derecognised when the obligation under the liability is discharged or cancelled or expires. When an existing financial liability is replaced by another from the same lender on substantially different terms, or the terms of an existing liability are substantially modified, such an exchange or modification is treated as the derecognition of the original liability and the recognition of a new liability. The difference in the respective carrying amounts is recognised in the income statement.

3.1.3 Offsetting of financial instruments

Financial assets and financial liabilities are offset and the net amount is reported in the statement of assets and liabilities if there is a currently enforceable legal right to offset the recognised amounts and there is an intention to settle on a net basis, to realise the assets and settle the liabilities simultaneously.

3.2 Cash and cash equivalents

Cash and cash equivalents comprise of bank balances and short term highly liquid investments with original maturity of three months or less which are readily convertible to known amounts of cash, are subject to an insignificant risk of changes in value.

3.3 Provisions

Provisions are recognised when the Fund has a present, legal or constructive, obligation as a result of past events, it is probable that an outflow of resources embodying economic benefits will be required to settle the obligation and a reliable estimate of the amount of the obligation can be made. Provisions, if any, are regularly reviewed and adjusted to reflect the current best estimate.

3.4 Taxation

The income of the Fund is exempt from income tax under clause 99 of Part I of the Second Schedule to the Income Tax Ordinance, 2001 subject to the condition that not less than ninety percent of its accounting income for the year, as reduced by capital gains, whether realised or unrealised, is distributed to the unit holders as cash dividend.

The Fund is also exempt from the provisions of section 113 (minimum tax) under clause 11A of Part IV of the Second Schedule to the Income Tax Ordinance, 2001.

3.5 Dividend distribution and appropriations

Dividend distributions and appropriations are recorded in the period in which these are approved by the Board of Directors of the Management Company. Based on the Mutual Funds Association of Pakistan's (MUFAP) guidelines duly consented by the SECP, distribution for the year also includes portion of income already paid on units redeemed during the year.

NOTES TO AND FORMING PART OF THE FINANCIAL STATEMENTS FOR THE PERIOD STARTING FROM JUNE 29, 2022 TO JUNE 30, 2022

by the SECP, distribution for the year also includes portion of income already paid on units redeemed during the year.

Regulation 63 of the NBFC Regulations requires the Fund to distribute 90% of the net accounting income other than capital gains to the unit holders.

Distributions declared subsequent to the year end / reporting date are considered as non-adjusting events and are recognised in the financial statements of the period in which such distributions are declared and approved by the Board of Directors of the Management Company.

3.6 Issue and redemption of units

Units issued are recorded at the offer price, determined by the Management Company for the applications received by the distributors during business hours on that date. The offer price represents the net asset value per unit as of the close of the business day plus the allowable sales load and any provision for duties and charges, if applicable. The sales load is payable to investment facilitators, distributors and the Management Company.

Units redeemed are recorded at the redemption price, applicable to units for which the distributors receive redemption applications during business hours of that day. The redemption price represents the net asset value per unit as of the close of the business day less any back-end load, any duties, taxes, and charges on redemption, if applicable.

Element of income represents the difference between net assets value per unit on the issuance or redemption date, as the case may be, of units and the net assets value per unit at the beginning of the relevant accounting period. Further, the element of income is a transaction of capital nature and the receipt and payment of element of income is taken to unit holders' fund. However, to maintain the same ex-dividend net asset value of all units outstanding on the accounting date, net element of income contributed on issue of units lying in unit holders fund is refunded on units in the same proportion as dividend bears to accounting income available for distribution.

3.7 Net asset value per unit

The Net Asset Value (NAV) per unit as disclosed in the Statement of Assets and Liabilities is calculated by dividing the net assets of the Fund by the number of units in issue at the year end.

3.8 Revenue recognition

- Gain or loss on sale of investment is accounted for in the income statement in the period in which it arises.
- Unrealised gain / diminution arising on revaluation of investments classified as 'at fair value through profit or loss' is included in the income statement in the period in which it arises.
- Income from investments in government securities is recognised on a time proportionate basis using effective interest rate method.
- Profit on bank balances is recognised on a time proportionate basis using bank's approved rates.

3.9 Expenses

All expenses chargeable to the Fund including remuneration of the Management Company, Trustee fee and annual fee of the SECP are recognised in the Income Statement on an accrual basis.

3.10 Earnings per unit

Earnings per unit (EPU) has not been disclosed as in the opinion of the management, determination of weighted average units for calculating EPU is not practicable.

	Note	June 30, 2022 Rupees
4. BANK BALANCES		
In savings accounts	4.1	224,992,257
		224,992,257

4.1 These carry mark-up at the rates of 16.90% per annum.

NOTES TO AND FORMING PART OF THE FINANCIAL STATEMENTS

		Note	June 30, 2022 Rupees
5	PAYABLE TO MCB-ARIF HABIB SAVINGS AND INVESTMENTS LIMITED - MANAGEMENT COMPANY		
	Management remuneration payable	5.1	20,107
	Sindh sales tax payable on management remuneration	5.2	2,614
	Payable to MCB-AH	5.3	40,000
			62,721

5.1 As per regulation 61 of the NBFC and Notified Entities Regulations, 2008, the Management Company is entitled to a remuneration equal to an amount not exceeding the maximum rate of the management fee as disclosed in the Offering Document subject to the total expense ratio limit. As per offering document, the Management Company can charge management fee up to 15% of the gross earnings of the fund, calculated on daily basis.

5.2 Sindh Sales Tax on management fee has been charged at 13%

5.3 This amount pertains to amount deposited, as initial deposit for bank account opening, by Management Company.

		Note	June 30, 2022 Rupees
6	PAYABLE TO CENTRAL DEPOSITORY COMPANY OF PAKISTAN LIMITED - TRUSTEE		
	Trustee remuneration payable	6.1	463
	Sindh Sales Tax payable on trustee remuneration	6.2	60
			523

6.1 The trustee remuneration shall consist of reimbursement of actual custodial expenses / charges plus Rs. 0.075% per annum of the net assets to be paid monthly in arrears.

6.2 Sindh Sales Tax at 13% is charged on Trustee fee.

		Note	June 30, 2022 Rupees
7	PAYABLE TO THE SECURITIES AND EXCHANGE COMMISSION		
	Annual fee payable to the SECP	7.1	123

7.1 The Fund has charged SECP Fee at the rate of 0.02% of net assets during the current period.

8 CONTINGENCIES & COMMITMENTS

There were no contingencies & commitments outstanding as at June 30, 2022

9 TOTAL EXPENSE RATIO

The Total Expense Ratio (TER) of the Fund for the year ended June 30, 2022 is 0.01% which includes 0.00% representing government levies on the Fund such as sales taxes, federal excise duties, annual fee to the SECP, etc.

10 TAXATION

The Fund's income is exempt from income tax as per clause (99) of part I of the Second Schedule to the Income Tax Ordinance, 2001 subject to the condition that not less than 90% of the accounting income available for distribution for the year as reduced by capital gains whether realised or unrealised is distributed amongst the unit holders by way of cash dividend. Furthermore, as per regulation 63 of the Non-Banking Finance Companies and Notified Entities Regulation, 2008, the Fund is required to distribute 90% of the net accounting income available for distribution other than capital gains to the unit holders in cash.

NOTES TO AND FORMING PART OF THE FINANCIAL STATEMENTS FOR THE PERIOD STARTING FROM JUNE 29, 2022 TO JUNE 30, 2022

The Fund is also exempt from the provision of Section 113 (minimum tax) under clause 11A of Part IV of the Second Schedule to the Income Tax Ordinance, 2001. Since the management has distributed the income available for distribution by the Fund to the unit holders in the manner as explained above accordingly, no provision for taxation has been made in these financial statements.

		Note	June 30, 2022 Rupees
11	CASH AND CASH EQUIVALENTS		
	Bank balances	4	224,992,257
			224,992,257

12 TRANSACTIONS WITH RELATED PARTIES / CONNECTED PERSONS

Related parties / connected persons of the Fund include MCB-Arif Habib Savings and Investments Limited (being the Management Company) and its related entities, the Central Depository Company of Pakistan Limited (being the Trustee of the Fund), other collective investment schemes and pension schemes managed by the Management Company, any person or trust beneficially owning (directly or indirectly) ten percent or more of the capital of the Management Company or the net assets of the Fund and directors, key management personnel and officers of the Management Company.

Transactions with related parties / connected persons are in the normal course of business, at contracted rates and terms determined in accordance with market rates.

Remuneration of the Management Company and the Trustee is determined in accordance with the provisions of the NBFC Regulations, 2008 and the Trust Deed respectively.

The details of transactions carried out by the Fund with connected persons / related parties and balances with them at the period end are as follows:

12.1 Transactions during the period with connected persons / related parties in units of the Fund:

For the period starting from June 29, 2022 to June 30, 2022

	As at June 29, 2022	Issued for cash	Redeemed	As at June 30, 2022	As at June 29, 2022	Issued for cash	Redeemed	As at June 30, 2022
	Units				Rupees			
MCB Arif Habib Savings and Investments Limited	-	1,701,188		1,701,188	-	170,118,779	-	170,118,779

	June 30, 2022 Rupees
12.2 Details of transactions with related parties / connected persons during the period	

MCB-Arif Habib Savings and Investments Limited - Management Company

Remuneration including indirect taxes 22,721

Central Depository Company of Pakistan Limited - Trustee

Remuneration including indirect taxes 523

12.3 Details of balances with related parties / connected persons as at period end

MCB-Arif Habib Savings and Investments Limited - Management Company

Management remuneration payable 20,107
Sindh sales tax payable on management remuneration 2,614
Payable to MCBAH 40,000

Central Depository Company of Pakistan Limited - Trustee

Trustee remuneration payable 463
Sindh Sales Tax payable on trustee remuneration 60

**NOTES TO AND FORMING PART OF THE FINANCIAL STATEMENTS
FOR THE PERIOD STARTING FROM JUNE 29, 2022 TO JUNE 30, 2022**

13. FAIR VALUE OF FINANCIAL INSTRUMENTS

IFRS 13 - 'Fair Value Measurement' establishes a single source of guidance under IFRS for all fair value measurements and disclosures about fair value measurement where such measurements are required as permitted by other IFRSs. It defines fair value as the price that would be received to sell an asset or paid to transfer a liability in an orderly transaction between market participants at the measurement date (i.e. an exit price).

Financial assets which are tradable in an open market are revalued at the market prices prevailing on the close of trading i.e. period end date. The estimated fair value of all other financial assets and financial liabilities is considered not significantly different from book value as these are short term in nature.

The following table shows financial instruments recognised at fair value, based on:

Level 1: quoted prices in active markets for identical assets or liabilities;

Level 2: those involving inputs other than quoted prices included in Level 1 that are observable for the asset or liability, either directly (as prices) or indirectly (derived from prices); and

Level 3: those with inputs for the asset or liability that are not based on observable market data (unobservable inputs).

The following table show the carrying amount and fair values of financial assets and financial liabilities including the levels in the fair value hierarchy.

	June 30, 2022						
	Carrying amount	Fair value					
	Fair value through profit or loss	Amortised cost	Total	Level 1	Level 2	Level 3	Total
Financial assets not measured at fair value							
Bank balances	-	224,992,257	224,992,257				
Mark-up receivable	-	208,365	208,365				
Deposit and other receivables	-	20,000	20,000				
	-	225,220,622	225,220,622				
Financial liabilities not measured at fair value							
Payable to the Management Company	-	60,107	60,107				
Payable to the Trustee	-	463	463				
	-	60,570	60,570				

NOTES TO AND FORMING PART OF THE FINANCIAL STATEMENTS FOR THE PERIOD STARTING FROM JUNE 29, 2022 TO JUNE 30, 2022

14 FINANCIAL RISK MANAGEMENT

The Fund's objective in managing risk is the creation and protection of unit holders' value. Risk is inherent in the Fund's activities, but it is managed through monitoring and controlling activities which are primarily set up to be performed based on limits established by the Management Company, the constitutive documents of the Fund and the regulations and directives of the SECP. These limits reflect the business strategy and market environment of the Fund as well as the level of the risk that the Fund is willing to accept. The Board of Directors of the Management Company supervises the overall risk management approach within the Fund. The Fund is exposed to market risk, liquidity risk and credit risk arising from the financial instruments it holds.

14.1 Market risk

Market risk is the risk that the fair value or future cash flows of a financial instrument will fluctuate because of the changes in market prices.

The Management Company manages market risk by monitoring exposure on marketable securities by following the internal risk management policies and investment guidelines approved by the Board and the regulations laid down by the SECP, the NBFC regulations and the NBFC rules.

Market risk comprises three types of risk: currency risk, profit rate risk and price risk.

14.1.1 Currency risk

Currency risk is the risk that the fair value or future cash flows of a financial instrument will fluctuate as a result of changes in foreign exchange rates. At present, the Fund is not exposed to currency risk as all the transactions are carried out in Pakistani Rupees.

14.1.2 Profit rate risk

Profit rate risk is the risk that the fair value or future cash flows of a financial instrument will fluctuate as a result of changes in market profit rates. As of June 30, 2022, the Fund is exposed to such risk on its balances held with banks. The Investment Committee of the Fund reviews the portfolio of the Fund on a regular basis to ensure that the risk is managed within the acceptable limits.

As of June 30, 2022, details of Fund's profit bearing financial instruments were as follows:

	Note	June 30, 2022 Rupees
Variable rate instruments (financial asset)		
Balances with banks	4	224,992,257
		224,992,257

a) Sensitivity analysis for variable rate instruments

As at June 30, 2022, the Fund holds profit based balances with banks which expose the Fund to cash flow profit rate risk. In case of 100 basis points increase/decrease in applicable rates on the last repricing date with all other variables held constant, the net income / loss for the period and net assets of the Fund would have been higher / lower by Rs 2.24 million.

b) Sensitivity analysis for fixed rate instruments

As at June 30, 2022, the Fund holds does not hold any instrument which are fixed rate instruments.

The composition of the Fund's investments may change over time. Accordingly, the sensitivity analysis prepared as at June 30, 2022 is not necessarily indicative of the impact on the Fund's net assets of future movements in profit rates.

NOTES TO AND FORMING PART OF THE FINANCIAL STATEMENTS FOR THE PERIOD STARTING FROM JUNE 29, 2022 TO JUNE 30, 2022

Yield rate sensitivity position for on-balance sheet financial instruments is based on the earlier of contractual repricing or maturity date and for off-balance sheet financial instruments is based on settlement date.

Particulars	As at June 30, 2022					Total
	Effective yield / rate	Exposed to yield risk			Not exposed to yield rate risk	
		Upto three months	More than three months and up to one year	More than one year		
	%	----- Rupees -----				
On-balance sheet financial instruments						
Financial assets						
Bank balances	16.9	224,992,257	-	-	-	224,992,257
Mark-up receivable		-	-	-	208,365	208,365
Deposit and other receivables		-	-	-	20,000	20,000
Sub total		224,992,257	-	-	228,365	225,220,622
Financial liabilities						
Payable to the Management Company		-	-	-	60,107	60,107
Payable to the Trustee		-	-	-	463	463
Sub total		-	-	-	60,570	60,570
On-balance sheet gap		224,992,257	-	-	167,795	225,160,052
Total profit rate sensitivity gap		224,992,257	-	-	167,795	225,160,052
Cumulative profit rate sensitivity gap		224,992,257	224,992,257	224,992,257		

14.1.3 Price risk

Price risk is the risk that the fair value or future cash flows of a financial instrument will fluctuate as a result of changes in market prices (other than those arising from profit rate risk or currency risk) whether those changes are caused by factors specific to the individual financial instrument or its issuer, or factors affecting all similar financial instruments traded in the market. Since the Fund is not allowed to invest in equity securities, hence it is not exposed to equity price risk.

14.2 Credit risk

Credit risk represents the risk of loss if counterparties fail to perform as contracted. The Fund is exposed to counter party credit risks on profit receivables, other receivables and balances with banks. The credit risk for Fund is limited because the counterparties are financial institutions with reasonably high credit ratings.

The Fund has adopted a policy of only dealing with creditworthy counterparties as a means of mitigating the risk of financial loss from defaults. This information is supplied by independent rating agencies, where available, and if not available, the Fund uses other publicly available financial information and its own trading records to rate its major customers. The Fund's exposure and the credit ratings of its counterparties are continuously monitored and the aggregate value of transactions concluded is spread amongst approved counterparties.

Credit risk from balances with banks and financial institutions is managed in accordance with the Fund's policy. Investments of surplus funds are made only with approved counterparties and within credit limits assigned to each counterparty. Counterparty credit limits are approved by the Board of Directors. The limits are set to minimise the concentration of risk and therefore mitigate financial loss through potential counterparty failure.

NOTES TO AND FORMING PART OF THE FINANCIAL STATEMENTS FOR THE PERIOD STARTING FROM JUNE 29, 2022 TO JUNE 30, 2022

The Fund's maximum exposure to credit risk is the carrying amounts of following financial assets.

	2022	
	Balance as per statement of assets and liabilities	Maximum exposure
	Rupees	
Balances with banks	224,992,257	224,992,257
Profit receivable	208,365	208,365
Deposit and other receivables	20,000	20,000
	225,220,622	225,220,622

The analysis below summaries the credit rating quality of the Fund's financial assets as at June 30, 2022.

Bank Balances by rating category

Rating	2022	
	Rupees	%
AAA	224,992,257	100
	224,992,257	100

Above ratings are on the basis of available ratings assigned by PACRA and VIS Credit Rating Company Limited as of June 30, 2022.

14.3 Liquidity risk

Liquidity risk is the risk that the Fund will encounter difficulty in meeting its obligations arising from its financial liabilities that are settled by delivering cash or other financial assets or that such obligations will have to be settled in a manner disadvantageous to the Funds. Liquidity risk also arises because of the possibility that the Fund could be required to pay its liabilities earlier than expected. The Fund is exposed to cash redemptions of its units on a regular basis. Units are redeemable at the holder's option based on the Fund's applicable redemption price calculated in accordance with the Fund's constitutive documents and guidelines laid down by the SECP.

Units of the Fund are redeemable on demand at the holder's option, however, the Fund does not anticipate significant redemption of units.

The table below analyses the Fund's financial assets and financial liabilities into relevant maturity groupings based on the remaining period at the statement of assets and liabilities date to the contractual maturity date. The amounts in the table are the contractual undiscounted cash flows.

2022	Within 1 month	Over 1 to 3 months	Over 3 to 12 months	Over 1 to 5 years	More than 5 years	Total
	Rupees					
Financial assets						
Bank balances	224,992,257	-	-	-	-	224,992,257
Mark-up receivable	208,365	-	-	-	-	208,365
Deposit and other receivables	20,000	-	-	-	-	20,000
	225,220,622	-	-	-	-	225,220,622
Financial liabilities						
Payable to the Management Company	60,107	-	-	-	-	60,107
Payable to the Trustee	463	-	-	-	-	463
	60,570	-	-	-	-	60,570
	225,160,052	-	-	-	-	225,160,052

NOTES TO AND FORMING PART OF THE FINANCIAL STATEMENTS FOR THE PERIOD STARTING FROM JUNE 29, 2022 TO JUNE 30, 2022

15. PARTICULARS OF INVESTMENT COMMITTEE AND FUND MANAGER

Details of members of the Investment Committee of the Fund are as follows:

Name	Designation	Qualification	Experience in years
Mr. Muhammad Saqib Saleem	Chief Executive Officer	FCA & FCCA	24.5
Mr. Muhammad Asim	Chief Investment Officer	MBA & CFA	19
Mr. Awais Abdul Sattar	Portfolio Manager Equities	MBA & CFA	11
Mr. Saad Ahmed	Fund Manager	MBA	16
Mr. Syed Muhammad Usama Iqbal	Manager	Graduate	18

15.1 Mr. Saad Ahmed is the fund manager. Details of the other funds being managed by him are as follows:

- MCB Cash Management Optimizer
- Pakistan Cash Management Fund
- MCB DCF Income Fund
- Pakistan Sovereign Fund
- Pakistan Income Enhancement Fund
- Alhamra Daily Dividend Fund

16. PATTERN OF UNIT HOLDING

	As at June 30, 2022			
	Number of unit holders	Number of units	Investment amount	Percentage investment
			Rupees	%
Associated companies	1	1,701,188	170,118,815	75.56
Others	2	550,384	55,038,440	24.44
	3	2,251,572	225,157,255	100.00

17. ATTENDANCE AT MEETINGS OF BOARD OF DIRECTORS

The 168th, 169th, 170th, 171th, 172st, 173nd, 174th, 175th and 176th meeting of the Board of Directors were held on August 9, 2021, September 15, 2021, October 18, 2021, October 22, 2021, February 3, 2022, February 08, 2022, March 10, 2022, April 13, 2022 and April 20, 2022 respectively. Information in respect of attendance by the directors and other persons in the meetings is given below:

Name of persons attending the meetings	Designation	Number of Meetings Held	Number of meetings			Meetings Not Attended
			Attendance required	Attended	Leave Granted	
Mr. Haroun Rashid	Chairman	9	9	8	1	176th
Mr. Nasim Beg	Director / Vice Chairman	9	9	9	0	-
Mr. Ahmed Jahangir	Director	9	9	8	1	170th
Mr. Mirza Qamar Beg	Director	9	9	9	0	-
Mr. Syed Savail Meekal Hussain	Director	9	9	8	1	170th
Mr. Kashif A. Habib	Director	9	9	7	2	169th, 176th
Ms. Mavra Adil Khan	Director	9	9	7	2	168th, 170th
Mr. Muhammad Saqib Saleem	Chief Executive Officer	9	9	9	0	-

17.1 No Board of Directors meeting is held for the period ended June 30, 2022 since the establishment of the Fund.

NOTES TO AND FORMING PART OF THE FINANCIAL STATEMENTS FOR THE PERIOD STARTING FROM JUNE 29, 2022 TO JUNE 30, 2022

18 UNIT HOLDERS' FUND RISK MANAGEMENT

The Fund's capital is represented by redeemable units. The Fund is required by the NBFC Regulations, to maintain a minimum fund size of Rs.100 million, to be maintained all the time during the life of the scheme.

The Fund's objective in managing the unit holders' fund is to ensure a stable base to maximise returns to all investors and to manage liquidity risk arising from redemption. In accordance with the risk management policies, the Fund endeavors to invest the subscriptions received in appropriate investments while maintaining sufficient liquidity to meet redemption, such liquidity being augmented by disposal of investments.

19. DATE OF AUTHORISATION FOR ISSUE

These financial statements were authorised for issue by the board of directors of the management Company on August 15 2022.


For MCB-Arif Habib Savings and Investments Limited
(the Management Company)



Chief Executive Officer



Chief Financial Officer



Director

PATTERN OF UNITS HOLDING BY SIZE

No. of Unit Holders	Unit holdings	Total units held
3	D. 1000,001 & Above	2,251,572
3		2,251,572

PERFORMANCE TABLE

Performance Information	2022
Total Net Assets Value – Rs. in million	225.1573
Net Assets value per unit – Rupees	100
Closing Offer Price	100
Closing Repurchase Price	100
Highest offer price per unit	100
Lowest offer price per unit	100
Highest Redemption price per unit	100
Lowest Redemption price per unit	100
Distribution per unit – Rs. *	0.0822
Average Annual Return - %	
One year (Inception Date 11-Jun-17)	15.00
Two year	NA
Three year	NA
Net (loss) / Income for the period – Rs. in million	0.1850
Distribution made during the year – Rs. in million	0.1850
Accumulated Capital Growth – Rs. in million	0.0000

*** Date of Distribution**

2022	
Date	Rate
June 30, 2022	0.0822

Disclaimer

The past performance is not necessarily indicative of future performance and unit prices and investments and returns may go down, as well as up.

MCB-Arif Habib Savings and Investments Limited

Head Office: 2nd Floor, Adamjee House, I.I. Chundrigar Road, Karachi

UAN: (+92-21) 11-11-62224 (11-11-MCB-AH)

URL: www.mcbah.com, Email: info@mcbah.com