




MCB-ARIF HABIB
Savings and Investments Limited

HALF YEARLY REPORT

DECEMBER
2022
(UNAUDITED)

Funds Under Management of
MCB-Arif Habib Savings and Investments Limited



ALHAMRA WADA FUND

TABLE OF CONTENTS

1	Fund's Information	427
2	Report of the Directors of the Management Company	428
3	Trustee Report to the Unit Holders	435
4	Auditor's Report to the Unit Holders on Review of Condensed Interim Financial Statements	436
5	Condensed Interim Statement of Assets And Liabilities	437
6	Condensed Interim Income Statement (Un-audited)	438
7	Condensed Interim Statement of Other Comprehensive Income (Un-audited)	439
8	Condensed Interim Statement of Movement in Unit Holder's Funds (Un-audited)	442
9	Condensed Interim Cash Flow Statement (Un-audited)	443
10	Notes to and forming part of the Condensed Interim Financial Statements (Un-audited)	444

FUND'S INFORMATION

Management Company	MCB-Arif Habib Savings & Investments Limited Adamjee House, 2nd Floor, I.I. Chundrigar Road, Karachi.	
Board of Directors	Mr. Haroun Rashid Mr. Nasim Beg Mr. Muhammad Saqib Saleem Mr. Ahmed Jahangir Mr. Kashif A. Habib Mirza Qamar Beg Syed Savail Meekal Hussain Ms. Mavra Adil Khan	Chairman Vice Chairman Chief Executive Officer Director Director Director Director Director
Audit Committee	Mirza Qamar Beg Mr. Nasim Beg Mr. Ahmed Jahangir Mr. Kashif A. Habib Syed Savail Meekal Hussain	Chairman Member Member Member Member
Human Resource & Remuneration Committee	Mirza Qamar Beg Mr. Nasim Beg Mr. Ahmed Jahangir Syed Savail Meekal Hussain Ms. Mavra Adil Khan Mr. Muhammad Saqib Saleem	Chairman Member Member Member Member Member
Credit Committee	Mr. Nasim Beg Mr. Ahmed Jahangir	Member Member
Chief Executive Officer	Mr. Muhammad Saqib Saleem	
Chief Operating Officer & Chief Financial Officer	Mr. Muhammad Asif Mehdi Rizvi	
Company Secretary	Mr. Altaf Ahmad Faisal	
Trustee	Central Depository Company of Pakistan Ltd. CDC House, 99-B, Block 'B'S.M.C.H.S Main Shahra-e-Faisal Karachi Tel: (92-21) 111-111-500 Fax: (92-21) 34326053 Web: www.cdcpakistan.com	
Bankers	Faysal Bank Limited	
Auditors	Yousuf Adil Chartered Accountants Cavish Court, A-35, Block-7 & 8 KCHSU, Shahrah-e-Faisal, Karachi-753550.	
Legal Advisor	Bawaney & Partners 3rd & 4th Floor, 68 C, Lane 13, Bukhari Commercial Area Phase VI, D.H.A., Karachi	
Transfer Agent	MCB-Arif Habib Savings & Investments Limited Adamjee House, 2nd Floor I.I. Chundrigar Road, Karachi.	
Rating	AM1 Asset Manager Rating assigned by PACRA	

REPORT OF THE DIRECTOR OF THE MANAGEMENT COMPANY FOR THE HALF YEAR ENDED DECEMBER 31, 2022

Dear Investor,

On behalf of the Board of Directors, I am pleased to present **Alhamra Wada Plans** accounts review for the Half year ended December 31, 2022.

Economy and Money Market Review

The macroeconomic landscape continued to remain challenging. The economy was jolted with the worst floods in more than a decade, which caused severe damage to the infrastructure, wiped off crops, devastated livestock and resulted in the loss of precious lives. Earlier, elevated commodity prices due to pent up demand post covid restrictions saw another upward push due to escalation of Russia-Ukraine conflict.

SBP foreign exchange reserves have fallen to critically low levels of USD 3.2 billion (import cover of less than 3 weeks) compared to USD 9.8 billion at the start of the fiscal year. Due to tough impact on vast majority of poor population, government has been reluctant to agree to harsh steps which are pre-condition to IMF loans such as increasing electricity, gas and petrol prices. Unlocking IMF funding however remains critical as the delay in the IMF program is leading to a slowdown in foreign flows from bilateral and multilateral partners.

The country posted a current account deficit (CAD) of USD 3.1 billion in first five months of the fiscal year 2023 (5MFY23) declining by 57% YoY compared to a deficit of USD 7.2 billion in the corresponding period last year. Narrowing trade deficit was the major contributor towards improving CAD as a 2.0% decrease in exports coupled with 16.2% drop in imports led to 26% contraction in trade deficit. The government initially kept a lid on imports through administrative measures such as imposing import quotas on selective imports. These import restrictions helped the Rupee gain some strength against the USD, from a low of 240 in July 2022 to PKR 226.4 at December 2022 end.

Headline inflation represented by CPI averaged 25.0% during the half as compared to 9.8% in the corresponding period last year. Higher food prices as an aftermath of floods coupled with higher electricity tariff and rising petroleum prices were the major contributors towards rising CPI. The inflationary pressures were broad based which is depicted by core inflation increasing to 16.4% compared to 12.3% at the end of last fiscal year. SBP increased the policy rate by a further 100bps to 16.0% in the latest monetary policy held in November 2022. On the fiscal side, FBR tax collection increased by 17.0% in 1HFY23 to PKR 3,428 billion compared to PKR 2,929 billion in the same period last year. This missed the target by 218 billion.

Secondary markets yields increased in the half on account of monetary tightening and an additional bout of inflationary pressures post floods. The 3,6 and 12 Month T-Bills yield increased by 171, 184 and 170 basis points (bps) respectively while 3,5 and 10 Years Bond yields rose by 219,168 and 78bps respectively during 1HFY23.

FUND PERFORMANCE

During the period under review, the ALHWP I posted a promised return of 14.5%. The fund matured on July 31, 2022 with a pre-decided maturity of 32 days from the last day of its IPO.

The Net assets of the fund stood at the time of maturity was 218mn and the Net Asset Value (NAV) per unit as at maturity was PKR 100.00.

During the period under review, the ALHWP II posted a promised return of 14.5%. The fund matured on August 31, 2022 with a pre-decided maturity of 26 days from the last day of its IPO.

The Net assets of the fund stood at the time of maturity was 2,094mn and the Net Asset Value (NAV) per unit as at maturity was PKR 100.00.

During the period under review, the ALHWP III posted a promised return of 14.5%. The fund matured on September 30, 2022 with a pre-decided maturity of 24 days from the last day of its IPO.

The Net assets of the fund stood at the time of maturity was 92mn and the Net Asset Value (NAV) per unit as at maturity was PKR 100.00.

REPORT OF THE DIRECTOR OF THE MANAGEMENT COMPANY FOR THE HALF YEAR ENDED DECEMBER 31, 2022

During the period under review, the ALHWP IV posted a promised return of 14.75%. The fund matured on November 30, 2022 with a pre-decided maturity of 75 days from the last day of its IPO.

The Net assets of the fund stood at the time of maturity was 456mn and the Net Asset Value (NAV) per unit as at maturity was PKR 100.00.

During the period under review, the ALHWP V posted a promised return of 14.80%. The fund matured on December 31, 2022 with a pre-decided maturity of 23 days from the last day of its IPO.

The Net assets of the fund stood at the time of maturity was 23mn and the Net Asset Value (NAV) per unit as at maturity was PKR 100.00.

During the period under review, the ALHWP VI was launched with a promised return of 13.80%. The fund maturity is set for January 31, 2023 with a pre-decided maturity of 22 days from the last day of its IPO.

Economy & Market – Future Outlook

We expect FY23 GDP growth to decline to 0.6% as monetary tightening, rupee devaluation and the prevailing uncertainty will lead to slowdown in the economy. The loss of cotton and rice crop in the aftermath of floods would trim agriculture growth to 0.4% while industrial growth is expected at clock at -6.8% owing to demand slowdown and shortage of raw materials. The government is taking administrative measures to control imports, which may reduce service sector growth to 3.1%.

We expect the government to keep a tight leash on imports and discourage unnecessary dollar outflows. The imports are expected to decrease by 18% YoY to USD 59 billion as we will witness volumetric compression in several segments of the economy. Thus we expect the CAD to ease to USD 6.8 billion (2.0% of GDP) in FY23, a massive drop, when compared with USD 17.4 billion (4.5% of GDP) in FY22.

The successful resumption of IMF program will unlock funding from bilateral and multilateral sources. The aid commitment by multilateral agencies in the aftermath of floods should lend support to foreign inflows. However, our external position still remains precarious as we are unlikely to issue international Eurobond or Sukuk owing to the challenging global conditions. The proceeds from FDI and RDA are also likely to remain muted owing to the current economic challenges. Thus we would have to ensure a sustainable current account in the medium term to stave off external concerns.

The rupee has recovered from its recent low due to continuous drain in forex reserves encouraging spreads in Interbank and open market to widen significantly. We believe that restoring a market based exchange rate would bring equilibrium by incentivizing exports and remittances and discouraging imports. Thus we expect USD/PKR to close at 251 by fiscal year end on an assumed REER of 90.

We expect Average FY23 inflation to clock at 24.8% compared to 12.1% in FY22. We foresee the second round impact of the currency devaluation and expected increase in petroleum, electricity and gas prices, which will keep inflation numbers elevated for remainder of the year. SBP has increased the policy rate to 16.0% to cool aggregate demand and deescalate inflationary pressures. Given the significant economic challenges, we do not rule out a scenario where SBP further increases interest rates in the next monetary policy. We expect monetary easing cycle to begin in second half of CY23 where decline in inflation can provide some breather.

From capital market perspective, particularly equities, the correction in stock prices has further opened up valuation. The market appears to have priced in the interest rate increase and currency depreciation. Market cap to GDP ratio has declined to 9.1%, a discount of 55% from its historical average. Similarly, Earning Yield Minus Risk Free Rate are close to 7.1%, compared to historical average of 2.7% signifying deep discount at which market is trading. We believe a micro view of sectors and stock will remain important and investment selection should focus on companies which trade at a deep discount to their intrinsic value. However, we do not see this potential translating into gains, unless issues on the external fronts are dealt with. The market is currently trading at PER of 4.8x, while offering a dividend yield of 11.2%.

REPORT OF THE DIRECTOR OF THE MANAGEMENT COMPANY FOR THE HALF YEAR ENDED DECEMBER 31, 2022

For debt holders, we expect Money Market Funds to continue to seamlessly mirror policy rates throughout the year. We would continue to monitor the data points and capitalize on opportunities to add government bonds in Income Funds at attractive rates to benefit from the expected monetary easing in the medium term.

Mutual Fund Industry Review

The Net Assets of the open end mutual funds industry increased by about 26.1% during 1HFY23 to PKR 1,531 billion. Total money market funds grew by about 34.2% since June 2022. Within the money market sphere, the conventional funds showed a growth of 19.8% to PKR 535 billion while Islamic funds increased by 62.7% to PKR 367 billion. In addition, the total fixed Income funds increased by about 24.1% since June 2022 to PKR 370 billion. Equity and related funds declined by 13.3% as market witnessed a drop in 1HFY23, eroding AUMs as concern over macroeconomic factors kept investors at bay.

In terms of the segment share, Money Market funds were the leader with a share of around 58.9%, followed by Income funds with 24.2% and Equity and Equity related funds having a share of 13.0% as at the end of 1HFY23.

Mutual Fund Industry Outlook

The current interest rates would encourage higher flows in the money market funds as they are ideal for investors with a short term horizon and low risk profile. However, a correction in stock prices has opened up valuations and the long term investors may look to add equity exposure at these highly attractive levels. Our operations remained seamless and given our competitive edge in digital access and online customer experience, we are prepared to get benefits of the growing number of investors available online.


ACKNOWLEDGMENT

The Board is thankful to the Fund's valued investors, the Securities and Exchange Commission of Pakistan and the Trustees of the Fund for their continued cooperation and support. The Directors also appreciate the efforts put in by the management team.

On behalf of Directors,



Muhammad Saqib Saleem
Chief Executive Officer
February 03, 2023



Nasim Beg
Director / Vice Chairman

ڈائریکٹرز رپورٹ

مارکیٹ میں انحطاط اور اثاثہ جات تحت الانظامیہ میں کمی ہے کیونکہ مجموعی معاشی عوامل سے متعلق خدشات سرمایہ کاروں کی حوصلہ شکنی کا سبب بنے۔ شعبہ جاتی اعتبار سے مالی سال 2023ء کے نصف اول کے اختتام پر منی مارکیٹ فنڈز تقریباً 58.9 فیصد حصے کے ساتھ سب سے آگے تھے، جبکہ دوسرے نمبر پر انکم فنڈز تھے جن کا 24.2 فیصد حصہ تھا، اور تیسرے نمبر پر ایکویٹی اور ایکویٹی سے متعلقہ فنڈز تھے جن کا 13.0 فیصد حصہ تھا۔

میوچل فنڈ کی صنعت کے مستقبل کا منظر

سود کی موجودہ شرحوں سے منی مارکیٹ فنڈز میں زیادہ آمدورفت کی حوصلہ افزائی ہوگی کیونکہ یہ مختصر المیعاد سرمایہ کاروں کے لیے موزوں ترین ہیں جو خطرے کی کم سطح پر رہنا چاہتے ہیں۔ تاہم اسٹاک کی قیمتوں میں تصحیح سے تعینات قدر کھل گئی ہیں اور طویل المیعاد سرمایہ کاران پرکشش سطحوں پر ایکویٹی میں مزید پیسہ لگانا چاہیں گے۔ ہمارے آپریشنز بلا رکاوٹ جاری رہے، اور ڈیجیٹل رسائی اور آن لائن سہولیات میں بھرپور سرمایہ کاری کے نتیجے میں ہمیں جو سہولت حاصل ہے اس کی بدولت ہم آن لائن کام کرنے والے سرمایہ کاروں کی بڑھتی ہوئی تعداد سے استفادہ کر سکتے ہیں۔

اظہارِ شکر

بورڈ فنڈ کے قابل قدر سرمایہ کاروں، سیکورٹیز اینڈ ایکسچینج کمیشن آف پاکستان اور فنڈ کے ٹرسٹیوں کے مسلسل تعاون اور حمایت کے لیے شکر گزار ہے۔ نیز، ڈائریکٹرز انظامیہ ٹیم کی کاوشوں کو بھی خراج تحسین پیش کرتے ہیں۔

من جانب ڈائریکٹرز



نسیم بیگ
ڈائریکٹر / وائس چیئرمین



محمد ثاقب سلیم
چیف ایگزیکٹو آفیسر
03 فروری 2023ء

ڈائریکٹرز رپورٹ

سیلاب کی تباہ کاریوں کے ضمن میں کثیرالاجتی ایجنسیوں کی طرف سے امداد کے وعدے سے غیر منملکی آمدنی بہاؤ کو معاونت حاصل ہوگی۔ تاہم ہماری خارجی حالت اب بھی غیر یقینی ہے کیونکہ وقت طلب عالمی حالات کے باعث اس بات کا امکان کم ہے کہ ہم بین الاقوامی یورو بانڈ یا سنکک جاری کریں۔ ایف ڈی آئی اور آر ڈی اے سے حاصل ہونے والی آمدنیاں بھی موجودہ معاشی مشکلات کے باعث متوقع طور پر رُکی رہیں گی۔ چنانچہ ہمیں درمیانی مدت میں قابل بقاء کرنٹ اکاؤنٹ یقینی بنانا ہوگا تاکہ خارجی خدشات ختم ہو سکیں۔

غیر ملکی زرمبادلہ کے ذخائر میں مسلسل کمی کی وجہ سے روپیہ اپنی حالیہ کم ترین سطح سے بحال ہوا ہے جس سے انٹرنیٹ اور اوپن مارکیٹ میں فرق کو نمایاں طور پر وسیع کرنے کی حوصلہ افزائی ہوئی ہے۔ ہم سمجھتے ہیں کہ مارکیٹ پر مبنی شرح زرمبادلہ سے توازن پیدا ہوگا کیونکہ برآمدات اور ترسیلات زر میں ترغیبات پیدا ہوں گی اور درآمدات کی حوصلہ شکنی ہوگی۔ چنانچہ ہماری توقع ہے کہ 90 کے مفروضہ REER پر مالی سال کے اختتام پر ڈالر/روپیہ تقریباً 251 روپے پر ہوگا۔

مالی سال 2023ء میں اوسط مہنگائی 24.8 فیصد متوقع ہے، بالقابل مالی سال 2022ء میں 12.1 فیصد کے۔ روپے کی قدر میں کمی کے اثر کا دوسرا دور، اور پٹرول، بجلی اور گیس کی قیمتوں میں اضافہ بھی متوقع ہے، جس کے باعث سال کے بقیہ حصے کے دوران مہنگائی کے عدد بلند سطح پر رہیں گے۔ ایس بی پی نے پالیسی شرح کو بڑھا کر 16.0 فیصد کر دیا ہے تاکہ مجموعی مانگ اور مہنگائی کے دباؤ سے نمٹا جاسکے۔ معیشت میں قابل ذکر سنسٹروی اور مانگ میں کمی کے باعث اس بات کا امکان خارج از بحث نہیں ہے کہ ایس بی پی اگلی مائٹری پالیسی میں شروع سود میں مزید اضافہ کرے۔ ہمیں اُمید ہے کہ مالی سال 2023ء کی دوسری ششماہی میں مالیاتی تسہیل کا دور شروع ہوگا، اور مہنگائی میں کمی سے حالات میں بہتری آئے گی۔

کیپیٹل مارکیٹ، خصوصاً ایکویٹیز، کے نقطہ نظر سے اسٹاک کی قیمتوں میں تصحیح سے تعین قدر مزید کھل گئی ہے۔ مارکیٹ نے بظاہر شرح سود میں اضافے اور روپے کی قدر میں کمی کو مد نظر رکھا ہے۔ مارکیٹ کی قدر کا جی ڈی پی کے ساتھ تناسب کم ہو کر 9.1 فیصد ہو گیا ہے جو اس کے قدیم اوسط سے 55 فیصد کمی ہے۔ اسی طرح، Earning Yield Minus Risk Free Rate تقریباً 7.1 فیصد ہیں، اور ان کے قدیم اوسط 2.7 فیصد سے موازنہ کرنے پر مارکیٹ میں ہونے والی تجارت میں بھرپور کمی کا پتہ چلتا ہے۔ ہم سمجھتے ہیں کہ شعبہ جات اور اسٹاکس کا بہت قریبی تناظر اہم رہے گا اور سرمایہ کاری کے انتخاب کے لیے اُن کمپنیوں پر توجہ مرکوز کی جانی چاہیے جو اپنی اصل قدر کے مقابلے میں بہت کم پرفروخت ہو رہی ہیں۔ تاہم ہمیں نہیں لگتا کہ خارجی جہات کے مسائل سے نمٹے بغیر اس استعداد سے منافع حاصل ہوں گے۔ موجودہ حالات پر مارکیٹ میں 4.8x کے PER پر تجارت چل رہی ہے جبکہ ڈیویڈنڈ کی آمدنی 11.2 فیصد پر ہے۔

حاملین قرض کے لیے ہم توقع کرتے ہیں کہ منی مارکیٹ فنڈ سال بھر بلا رکاوٹ پالیسی شرحوں کی عکاسی جاری رکھیں گے۔ ہم ڈیٹا پوائنٹس کی نگرانی، اور پُرکشش شرحوں پر اگم فنڈز میں حکومتی بانڈز شامل کرنے کے مواقع سے استفادہ، جاری رکھیں گے تاکہ درمیانی مدت میں متوقع مالیاتی تسہیل سے فائدہ اٹھایا جاسکے۔

میوچل فنڈ صنعت کا جائزہ

اوپن اینڈ میوچل فنڈ صنعت کے خالص اثاثہ جات مالی سال 2023ء کے نصف اول کے دوران تقریباً 26.1 فیصد بڑھ کر 1,531 بلین روپے ہو گئے۔ مجموعی منی مارکیٹ فنڈز میں جون 2022ء سے اب تک تقریباً 34.2 فیصد اضافہ ہوا ہے۔ منی مارکیٹ کے دائرہ کار میں روایتی فنڈز تقریباً 19.8 فیصد بڑھ کر 535 بلین روپے ہو گئے، جبکہ اسلامک فنڈز 62.7 فیصد بڑھ کر 367 بلین روپے ہو گئے۔ مزید برآں، مجموعی فکسڈ انکم فنڈز جون 2022ء سے اب تک تقریباً 24.1 فیصد بڑھ کر 370 بلین روپے ہو گئے۔ ایکویٹی اور متعلقہ فنڈز 13.3 فیصد کم ہو گئے جس کی وجہ مالی سال 2023ء کے نصف اول میں

ڈائریکٹرز رپورٹ

فنڈ کی کارکردگی

زیر جائزہ مدت کے دوران، ALHWPI نے 14.5 فیصد کے منافع کا وعدہ پورا کیا۔ فنڈ 31 جولائی 2022ء کو اپنے IPO کے آخری دن سے 32 دن کی پہلے سے طے شدہ میچورٹی کے ساتھ میچور ہو گیا۔ میچورٹی کے وقت فنڈ کے خالص اثاثے 218 ملین تھے اور خالص اثاثہ کی قیمت (NAV) فی یونٹ میچورٹی کے وقت 100.00 روپے تھی۔

زیر جائزہ مدت کے دوران، ALHWPII نے 14.5 فیصد کے منافع کا وعدہ پورا کیا۔ فنڈ 31 اگست 2022ء کو اپنے IPO کے آخری دن سے 26 دن کی پہلے سے طے شدہ میچورٹی کے ساتھ میچور ہو گیا۔ میچورٹی کے وقت فنڈ کے خالص اثاثے 2,094 ملین تھے اور خالص اثاثہ کی قیمت (NAV) فی یونٹ میچورٹی کے وقت 100.00 روپے تھی۔

زیر جائزہ مدت کے دوران، ALHWPIII نے 14.5 فیصد کے منافع کا وعدہ پورا کیا۔ فنڈ 30 ستمبر 2022ء کو اپنے IPO کے آخری دن سے 24 دن کی پہلے سے طے شدہ میچورٹی کے ساتھ میچور ہو گیا۔ میچورٹی کے وقت فنڈ کے خالص اثاثے 92 ملین تھے اور خالص اثاثہ کی قیمت (NAV) فی یونٹ میچورٹی کے وقت 100.00 روپے تھی۔

زیر جائزہ مدت کے دوران، ALHWPIV نے 14.75 فیصد کے منافع کا وعدہ پورا کیا۔ فنڈ 30 نومبر 2022ء کو اپنے IPO کے آخری دن سے 75 دن کی پہلے سے طے شدہ میچورٹی کے ساتھ میچور ہو گیا۔ میچورٹی کے وقت فنڈ کے خالص اثاثے 456 ملین تھے اور خالص اثاثہ کی قیمت (NAV) فی یونٹ میچورٹی کے وقت 100.00 روپے تھی۔

زیر جائزہ مدت کے دوران، ALHWPIV نے 14.80 فیصد کے منافع کا وعدہ پورا کیا۔ فنڈ 31 دسمبر 2022ء کو اپنے IPO کے آخری دن سے 23 دن کی پہلے سے طے شدہ میچورٹی کے ساتھ میچور ہو گیا۔ میچورٹی کے وقت فنڈ کے خالص اثاثے 23 ملین تھے اور خالص اثاثہ کی قیمت (NAV) فی یونٹ میچورٹی کے وقت 100.00 روپے تھی۔

زیر جائزہ مدت کے دوران، ALHWPIVI نے 13.80 فیصد کے منافع کا وعدہ پورا کیا۔ فنڈ 31 جنوری 2023ء کو اپنے IPO کے آخری دن سے 22 دن کی پہلے سے طے شدہ میچورٹی کے ساتھ میچور ہو گیا۔

معیشت اور بازار - مستقبل کے امکانات

مالی سال 2023ء میں جی ڈی پی کی ترقی میں 0.6 فیصد کمی متوقع ہے کیونکہ مالیاتی سختی، روپے کی قدر میں کمی اور موجودہ غیر یقینی صورتحال کے نتیجے میں معیشت سنست روی کا شکار ہو جائے گی۔ سیلاب کی تباہ کاریوں کے ضمن میں کپاس اور چاول کی فصلوں کے ضیاع کے باعث زراعت کی ترقی متاثر ہو کر 0.4 فیصد ہو جائے گی جبکہ صنعتی ترقی 6.8- فیصد متوقع ہے جس کی وجہ مانگ میں سنست روی اور خام مال کی قلت ہیں۔ حکومت درآمدات پر قابو پانے کے لیے انتظامی اقدامات کر رہی ہے جس کے باعث خدمات کے شعبے کی ترقی کم ہو کر 3.1 فیصد ہو جائے گی۔

ہم حکومت سے توقع کرتے ہیں کہ وہ درآمدات کی لگام مضبوطی سے کھینچ کر رکھے گی اور ڈالر کے غیر ضروری اخراجات کو بہاؤ کی حوصلہ شکنی کرے گی۔ درآمدات متوقع طور پر 18 فیصد YoY کم ہو کر 59 بلین ڈالر ہو جائیں گی کیونکہ معیشت کے متعدد گوشوں کے حجم سکڑ جائیں گے۔ چنانچہ ہمیں توقع ہے کہ مالی سال 2023ء میں کرنٹ اکاؤنٹ خسارہ (CAD) کم ہو کر 6.8 بلین ڈالر (جی ڈی پی کا 2.0 فیصد) ہو جائے گا جو مالی سال 2022ء کے 17.4 بلین ڈالر (جی ڈی پی کے 4.5 فیصد) کے مقابلے میں ایک بڑی کمی ہے۔

آئی ایم ایف پروگرام کی کامیابی بحالی ایک کلیدی مثبت پیش رفت ہے کیونکہ اس کی بدولت ہم دو جہتی اور کثیر الجہتی ذرائع سے رقم حاصل کر سکیں گے۔

ڈائریکٹر رپورٹ

عزیز سرمایہ کار

بورڈ آف ڈائریکٹرز کی جانب سے الحمر اوڈا plans فنڈ کے اکاؤنٹس مختتمہ 31 دسمبر 2022ء کا جائزہ پیش خدمت ہے۔

معیشت اور بازار کا جائزہ

ملک کا مجموعی معاشیاتی منظر بدستور ناخوشگوار رہا۔ معیشت گزشتہ دہائی سے زیادہ کے بدترین سیلاب کے باعث شدید متاثر ہوئی جس سے انتظامی ڈھانچے کو گھمبیر نقصان پہنچا، فصلوں کا صفایا ہو گیا، مویشی ہلاک ہوئے اور قیمتی جانیں ضائع ہوئیں۔ اس سے قبل، کووڈ پابندیوں کے بعد اجناس کی بڑھتی ہوئی مانگ کی وجہ سے اشیاء کی قیمتوں میں روس۔ یوکرین کے تنازعہ کی وجہ سے مزید اضافہ دیکھا گیا۔

ایس بی پی کے زرمبادلہ کے ذخائر کم ہو کر 3.2 بلین ڈالر ہو گئے ہیں (جو صرف تین ہفتوں کا درآمداتی ادائیگیوں کو پورا کر سکتے ہیں) یا مقابلہ مالی سال کے آغاز پر جو 9.8 بلین ڈالر تھے۔ غریب آبادی کی اکثریت پر کڑے اثرات کی وجہ سے حکومت سخت اقدامات پر راضی ہونے سے گریزاں ہے جو آئی ایم ایف کے قرضوں کی پیشگی شرط ہیں جیسے بجلی، گیس اور پیٹرول کی قیمتوں میں اضافہ۔ تاہم آئی ایم ایف کی فنڈنگ کو غیر مقفل کرنا بہت اہم ہے کیونکہ آئی ایم ایف پروگرام میں تاخیر دوطرفہ اور کثیر جہتی شراکت داروں سے غیر ملکی بہاؤ میں سست روی کا باعث بن رہی ہے۔

ملک نے مالی سال 2023 کے پہلے پانچ ماہ میں 3.1 بلین ڈالر کرنٹ اکاؤنٹ خسارہ (CAD) پوسٹ کیا جو 57 سال در سال کم تھا، یا مقابلہ گزشتہ سال مماثل مدت میں 7.2 بلین ڈالر تجارتی خسارے میں کمی کرنٹ اکاؤنٹ خسارے (CAD) میں بہتری کا اہم ترین سبب تھی کیونکہ برآمدات میں 2 فیصد کمی کے ساتھ ساتھ درآمدات میں 16.2 فیصد کمی کے نتیجے میں تجارتی خسارہ 26 فیصد سکڑ گیا۔ حکومت نے انتظامی اقدامات مثلاً منتخب اشیاء پر درآمداتی کوٹے عائد کرنے کے ذریعے درآمدات کو قابو میں رکھا۔ ان درآمداتی پابندیوں سے روپے کو بمقابلہ ڈالر کچھ تقویت حاصل ہوئی اور روپے کی قدر جولائی 2022ء میں 240 کی پست سطح سے اٹھ کر دسمبر 2022ء کے اختتام تک 226.4 ہو گئی۔

ہیڈ لائن مہنگائی، جس کی ترجمانی CPI یعنی صارفی قیمت کے انڈیکس سے ہوتی ہے، کا اوسط دورانِ ششماہی 25.0 فیصد تھا جبکہ گزشتہ سال مماثل مدت میں 9.8 فیصد تھا۔ سیلابوں کے نتیجے میں اشیاء خورد و نوش کی قیمتوں میں اضافے کے ساتھ ساتھ بجلی کے نرخ میں اضافہ اور پیٹرول کی بڑھتی ہوئی قیمتیں CPI میں اضافے کے اہم ترین اسباب تھے۔ مہنگائی کا دباؤ وسیع پیمانے پر تھا جس کا اظہار بنیادی افراط زر (core inflation) میں 16.4 فیصد کی سطح تک اضافے سے ہوا جو گزشتہ مالی سال کے اختتام پر 12.3 فیصد تھا۔ ایس بی پی نے نومبر 2022ء کی تازہ ترین ماہی پالیسی میں پالیسی شرح کو مزید 100 بیسیس پوائنٹس (بی پی ایس) بڑھا کر 16.0 فیصد کر دیا۔ مالیاتی جہت میں ایف بی آر کی ٹیکس وصولی میں مالی سال 2023ء کی پہلی ششماہی میں 17.0 فیصد اضافہ ہوا اور 3,428 بلین روپے ٹیکس جمع ہوا، جبکہ گزشتہ سال مماثل مدت میں 2,929 بلین روپے تھا۔ اس طرح ہدف سے 218 بلین روپے کم ٹیکس وصول ہوا۔

ثانوی مارکیٹوں کی پیداوار میں دورانِ ششماہی اضافہ ہوا جس کے اسباب مالیاتی سختی اور بعد از سیلاب مہنگائی کے دباؤ کی نئی لہر ہیں۔ دورانِ ششماہی 3، 6 اور 12 ماہانہ ٹی۔ پلنز کے منافع جات میں بالترتیب 171، 184 اور 170 بی پی ایس، جبکہ 3، 5 اور 10 سالہ بانڈز کے منافع جات میں بالترتیب 168، 219 اور 78 بی پی ایس کا اضافہ ہوا۔

TRUSTEE REPORT TO THE UNIT HOLDERS

CENTRAL DEPOSITORY COMPANY OF PAKISTAN LIMITED

Head Office:

CDC House, 99-B, Block 'B'
S.M.C.H.S., Main Shakra-e-Faisal
Karachi - 74400, Pakistan.
Tel : (92-21) 111-111-500
Fax: (92-21) 34326021 - 23
URL: www.cdcpakistan.com
Email: info@cdcpak.com



TRUSTEE REPORT TO THE UNIT HOLDERS

ALHAMRA WADA FUND

Report of the Trustee pursuant to Regulation 41(h) of the Non-Banking Finance Companies and Notified Entities Regulations, 2008

We Central Depository Company of Pakistan Limited, being the Trustee of Alhamra Wada Fund (the Fund) are of the opinion that MCB-Arif Habib Savings and Investments Limited being the Management Company of the Fund has in all material respects managed the Fund during the six months period ended December 31, 2022 in accordance with the provisions of the following:

- (i) Limitations imposed on the investment powers of the Management Company under the constitutive documents of the Fund;
- (ii) The pricing, issuance and redemption of units are carried out in accordance with the requirements of the constitutive documents of the Fund; and
- (iii) The Non-Banking Finance Companies (Establishment and Regulations) Rules, 2003, the Non-Banking Finance Companies and Notified Entities Regulations, 2008 and the constitutive documents of the Fund.


Badiuddin Akber
Chief Executive Officer
Central Depository Company of Pakistan Limited

Karachi: February 21, 2023



AUDITOR'S REPORT TO THE UNIT HOLDERS ON REVIEW OF CONDENSED INTERIM FINANCIAL STATEMENTS



Yousuf Adil
Chartered Accountants

Cavish Court, A-35, Block 7 & 8
KCHSU, Shahrah-e-Faisal
Karachi-75350
Pakistan

Tel: +92 (0) 21 3454 6494-7
Fax: +92 (0) 21- 3454 1314
www.yousufadil.com

INDEPENDENT AUDITORS' REVIEW REPORT TO THE UNIT HOLDERS OF ALHAMRA WADA FUND

Introduction

We have reviewed the accompanying condensed interim statement of assets and liabilities of **Alhamra Wada Fund** ("the Fund") as at December 31, 2022, and the related condensed interim income statement, condensed interim statement of comprehensive income, condensed interim statement of movement in unit holders' fund, condensed interim statement of cash flow and notes to the condensed interim financial information (here-in-after referred to as the 'condensed interim financial information'), for the half year ended December 31, 2022. The Board of the Management Company (MCB Arif Habib Savings and Investments Limited) is responsible for the preparation and presentation of this condensed interim financial information in accordance with approved accounting and reporting standards as applicable in Pakistan for interim financial reporting. Our responsibility is to express a conclusion on this condensed interim financial information based on our review.

Scope of Review

We conducted our review in accordance with International Standard on Review Engagements 2410, "Review of Interim Financial Information Performed by the Independent Auditor of the Entity". A review of condensed interim financial information consists of making inquiries, primarily of persons responsible for financial and accounting matters, and applying analytical and other review procedures. A review is substantially less in scope than an audit conducted in accordance with International Standards on Auditing and consequently does not enable us to obtain assurance that we would become aware of all significant matters that might be identified in an audit. Accordingly, we do not express an audit opinion.

Conclusion

Based on our review, nothing has come to our attention that causes us to believe that the accompanying condensed interim financial information is not prepared, in all material respects, in accordance with approved accounting and reporting standards as applicable in Pakistan for interim financial reporting.

Other Matters

The figures of the condensed interim financial information for the quarter ended December 31, 2022, have not been reviewed, as we are required to review only the cumulative figures for the half year ended December 31, 2022.

The engagement partner on the review resulting in this independent auditor's review report is Hena Sadiq.


Chartered Accountants

Place: Karachi

Dated: February 20, 2023

UDIN: RR202210057WyHehS5r6

Independent Correspondent Firm to
Deloitte Touche Tohmatsu Limited

CONDENSED INTERIM STATEMENT OF ASSETS AND LIABILITIES AS AT DECEMBER 31, 2022

	Alhamra Wada Plan-I	Alhamra Wada Plan-V	Alhamra Wada Plan-I
	Un-audited		Audited
	December 31, 2022		June 30, 2022
Note	----- (Rupees) -----		
ASSETS			
Bank balances	5	-	657,958,780
Profit receivable on bank deposits	-	17,507,623	565,272
Other receivables	-	5,750,751	20,000
Total assets	-	23,258,374	658,544,052
LIABILITIES			
Payable to MCB-Arif Habib Savings and Investments Limited - Management Company	-	-	65,770
Payable to Central Depository Company of Pakistan Limited - Trustee	-	-	1,529
Dividend payable	-	244,082	-
Payable to the Securities and Exchange Commission of Pakistan	-	-	361
Total liabilities	-	244,082	67,660
NET ASSETS	-	23,014,292	658,476,392
UNIT HOLDERS' FUND (AS PER STATEMENT ATTACHED)	-	23,014,292	658,476,392
CONTINGENCIES AND COMMITMENTS			
Note	----- (Number of units) -----		
NUMBER OF UNITS IN ISSUE	-	230,143	6,584,766
----- (Rupees) -----			
NET ASSETS VALUE PER UNIT	-	100	100

The annexed notes 1 to 20 form an integral part of this condensed interim financial information.


For MCB-Arif Habib Savings and Investments Limited
(the Management Company)



Chief Executive Officer



Chief Financial Officer



Director

CONDENSED INTERIM INCOME STATEMENT (UN-AUDITED) FOR THE HALF YEAR ENDED DECEMBER 31, 2022

		For the period from July 01, 2022 to July 31, 2022	For the period from August 05, 2022 to August 31, 2022	For the period from September 6, 2022 to September 30, 2022	For the period from September 16, 2022 to November 30, 2022	For the period from December 06, 2022 to December 31, 2022	
		Alhamra Wada Plan-I	Alhamra Wada Plan-II	Alhamra Wada Plan-III	Alhamra Wada Plan-IV	Alhamra Wada Plan-V	Total
INCOME							
Profit on bank deposits	5.1	8,371,436	38,748,674	22,591,172	60,811,765	5,750,751	136,273,798
Total income		8,371,436	38,748,674	22,591,172	60,811,765	5,750,751	136,273,798
EXPENSES							
Remuneration of MCB-Arif Habib Savings and Investments Limited - Management Company	6	510,297	1,758,948	636,988	2,097,941	150,800	5,154,974
Sindh Sales Tax on remuneration of Management Company	7	66,338	228,663	82,808	272,733	19,604	670,146
Remuneration of Central Depository Company of Pakistan Limited - Trustee	8	39,462	175,314	103,940	231,758	19,809	570,283
Sindh Sales Tax on remuneration of the Trustee	7	5,130	22,791	13,512	30,129	2,575	74,137
Annual fees of Securities and Exchange Commission of Pakistan	9	10,523	46,752	27,717	78,627	7,203	170,822
Allocated expense	10	-	-	-	68,067	397,687	465,754
Selling and marketing expense	11	242,895	1,365,810	1,265,982	863,665	-	3,738,352
Bank Charges		17,309	25,614	11,539	7,485	3,855	65,802
Total expenses		891,954	3,623,892	2,142,486	3,650,405	601,533	10,910,270
Net income for the period before taxation		7,479,482	35,124,782	20,448,686	57,161,360	5,149,218	125,363,528
Taxation	13	-	-	-	-	-	-
Net income for the period after taxation		7,479,482	35,124,782	20,448,686	57,161,360	5,149,218	125,363,528
Allocation of net income for the period							
Net income for the period after taxation		7,479,482	35,124,782	20,448,686	57,161,360	5,149,218	125,363,528
Income already paid on units redeemed		(4,815,391)	(13,059,716)	(19,556,165)	(43,765,719)	(4,948,091)	(86,145,082)
		2,664,091	22,065,066	892,521	13,395,641	201,127	39,218,446
Accounting income available for distribution							
Relating to capital gains		-	-	-	-	-	-
Excluding capital gains		2,664,091	22,065,066	892,521	13,395,641	201,127	39,218,446
		2,664,091	22,065,066	892,521	13,395,641	201,127	39,218,446
Earnings per unit	14						

The annexed notes 1 to 20 form an integral part of this condensed interim financial information.

For MCB-Arif Habib Savings and Investments Limited
(the Management Company)



Chief Executive Officer



Chief Financial Officer



Director

**CONDENSED INTERIM STATEMENT OF OTHER COMPREHENSIVE INCOME (UN-AUDITED)
FOR THE HALF YEAR ENDED DECEMBER 31, 2022**

	Half year ended December 31, 2022					Total
	PLAN I	PLAN II	PLAN III	PLAN IV	PLAN V	
	----- (Rupees) -----					
Net income for the period after taxation	7,479,482	35,124,782	20,448,686	57,161,360	5,149,218	125,363,528
Other comprehensive income	-	-	-	-	-	-
Total comprehensive income for the period	7,479,482	35,124,782	20,448,686	57,161,360	5,149,218	125,363,528

The annexed notes 1 to 20 form an integral part of this condensed interim financial information.


For MCB-Arif Habib Savings and Investments Limited
(the Management Company)



Chief Executive Officer



Chief Financial Officer



Director

**CONDENSED INTERIM INCOME STATEMENT (UN-AUDITED)
FOR THE QUARTER ENDED DECEMBER 31, 2022**

	Quarter ended December 31, 2022		
	PLAN IV	PLAN V	Total
	Note ----- (Rupees) -----		
INCOME			
Profit on deposits with bank	48,810,345	5,750,751	54,561,096
Total income	48,810,345	5,750,751	54,561,096
EXPENSES			
Remuneration of MCB-Arif Habib Savings and Investments Limited - Management Company	1,380,857	150,800	1,531,657
Sindh Sales Tax on remuneration of Management Company	179,512	19,604	199,116
Remuneration of Central Depository Company of Pakistan Limited - Trustee	173,615	19,809	193,424
Sindh Sales Tax on remuneration of the Trustee	22,570	2,575	25,145
Annual fees of Securities and Exchange Commission of Pakistan	63,123	7,203	70,326
Allocated expense	68,067	397,687	465,754
Bank Charges	2,149	3,855	6,004
Total operating expenses	1,889,893	601,533	2,491,426
Net income for the period before taxation	46,920,452	5,149,218	52,069,670
Taxation	-	-	-
Net income for the period	46,920,452	5,149,218	52,069,670
Earnings per unit	14		

The annexed notes 1 to 20 form an integral part of this condensed interim financial information.


For MCB-Arif Habib Savings and Investments Limited
(the Management Company)



Chief Executive Officer



Chief Financial Officer



Director

**CONDENSED INTERIM STATEMENT OF OTHER COMPREHENSIVE INCOME (UN-AUDITED)
FOR THE QUARTER ENDED DECEMBER 31, 2022**

	Quarter ended December 31, 2022		
	PLAN IV	PLAN V	Total
Net income for the period after taxation	46,920,452	5,149,218	52,069,670
Other comprehensive income	-	-	-
Total comprehensive income for the period	46,920,452	5,149,218	52,069,670

The annexed notes 1 to 20 form an integral part of this condensed interim financial information.

For MCB-Arif Habib Savings and Investments Limited
(the Management Company)



Chief Executive Officer



Chief Financial Officer




Director

CONDENSED INTERIM STATEMENT OF MOVEMENT IN UNITHOLDERS' FUND (UN-AUDITED) FOR THE HALF YEAR ENDED DECEMBER 31, 2022

	Alhamra Wada Plan-I For the period from July 01, 2022 to July 31, 2022			Alhamra Wada Plan-II For the period from August 05, 2022 to August 31, 2022			Alhamra Wada Plan-III For the period from September 6, 2022 to September 30, 2022			Alhamra Wada Plan-IV For the period from September 16, 2022 to November 30, 2022			Alhamra Wada Plan-V For the period from December 06, 2022 to December 31, 2022		
	Capital Value	Undistributed Income	Total	Capital Value	Undistributed Income	Total	Capital Value	Undistributed Income	Total	Capital Value	Undistributed Income	Total	Capital Value	Undistributed Income	Total
Net Assets at the beginning of the period	658,476,392	-	658,476,392	-	-	-	-	-	-	-	-	-	-	-	-
Issuance/ Transfer of 237,070 units of Alhamra Wada Plan I, 340,951 units of Alhamra Wada Plan II, 1,000 units of Alhamra Wada Plan III, 13,018,530 units of Alhamra Wada Plan IV and 6,024,881 units of Alhamra Wada Plan V	-	-	-	3,409,616,617	-	3,409,616,617	2,226,341,943	-	2,226,341,943	1,901,853,065	-	1,901,853,066	602,488,128	-	602,488,130
- Capital value	23,724,872	-	23,724,872	3,409,616,617	-	3,409,616,617	2,226,341,943	-	2,226,341,943	1,901,853,065	-	1,901,853,066	602,488,128	-	602,488,130
- Element of income	7,675	-	7,675	397,371	-	397,371	89,230	-	89,230	588,240	-	588,240	53,081	-	53,081
Redemption / Transfer of 4,620,309 units in Alhamra Wada Plan I, 13,152,168 units in Plan II, 21,339,439 units in Plan III, 14,962,038 units in Plan IV and 5,194,738 units in Plan V	23,732,547	-	23,732,547	3,410,013,988	-	3,410,013,988	2,226,431,174	-	2,226,431,174	1,902,451,305	-	1,902,451,306	602,541,209	-	602,541,211
- Capital value	(482,030,911)	-	(482,030,911)	(1,315,216,820)	-	(1,315,216,820)	(2,133,843,914)	-	(2,133,843,914)	(1,446,263,857)	-	(1,446,263,857)	(579,473,837)	-	(579,473,837)
- Element of income	(7,245)	(4,815,391)	(4,822,636)	(467)	(13,059,716)	(13,060,183)	(19,556,165)	(19,556,165)	(19,556,165)	(101)	(43,765,719)	(43,765,609)	(10,119)	(4,948,091)	(4,958,210)
Total comprehensive income for the period	(482,038,156)	(4,815,391)	(486,853,547)	(13,059,716)	(13,059,716)	(13,287,003)	(2,153,400,079)	(2,153,400,079)	(2,153,400,079)	(101)	(43,765,719)	(43,765,609)	(10,119)	(4,948,091)	(4,958,210)
Distribution during the period	7,479,482	(2,664,091)	4,815,391	35,124,782	(22,065,086)	13,059,696	20,448,886	(9,921,519)	10,527,367	(9,921,519)	(10,119)	(10,119)	(42,961)	(42,961)	(42,961)
Net assets at end of the maturity	(18,108)	4,815,391	4,797,283	2,094,399,330	(2,094,399,330)	92,498,044	92,498,044	(92,498,044)	(92,498,044)	(92,498,044)	(92,498,044)	(92,498,044)	23,014,292	(23,014,292)	23,014,292
Paid to unit holders on maturity	220,152,675	-	220,152,675	(220,152,675)	-	(220,152,675)	(220,152,675)	-	(220,152,675)	(220,152,675)	-	(220,152,675)	(220,152,675)	-	(220,152,675)
Net assets at end of the period	(18,108)	4,815,391	4,797,283	2,094,399,330	(2,094,399,330)	92,498,044	92,498,044	(92,498,044)	(92,498,044)	(92,498,044)	(92,498,044)	(92,498,044)	23,014,292	(23,014,292)	23,014,292
Undistributed (loss) / income brought forward comprising of:	-	-	-	-	-	-	-	-	-	-	-	-	-	-	-
- Realized	2,664,091	-	2,664,091	22,065,086	-	22,065,086	892,521	-	892,521	(13,395,641)	-	(13,395,641)	(201,127)	-	(201,127)
- Unrealized	-	-	-	-	-	-	-	-	-	-	-	-	-	-	-
Accounting income available for distribution:	-	-	-	-	-	-	-	-	-	-	-	-	-	-	-
- Relating to capital gains	-	-	-	-	-	-	-	-	-	-	-	-	-	-	-
- Excluding capital gains	-	-	-	-	-	-	-	-	-	-	-	-	-	-	-
Net income for the period	(2,664,091)	-	(2,664,091)	(22,065,086)	-	(22,065,086)	(892,521)	-	(892,521)	(13,395,641)	-	(13,395,641)	(201,127)	-	(201,127)
Distribution paid during the period	-	-	-	-	-	-	-	-	-	-	-	-	-	-	-
Undistributed income carried forward	-	-	-	-	-	-	-	-	-	-	-	-	-	-	-
Undistributed loss / (income) carried forward comprising of:	-	-	-	-	-	-	-	-	-	-	-	-	-	-	-
- Realized	-	-	-	-	-	-	-	-	-	-	-	-	-	-	-
- Unrealized	-	-	-	-	-	-	-	-	-	-	-	-	-	-	-
Net assets value per unit at beginning of the period	-	-	-	-	-	-	-	-	-	-	-	-	-	-	-
Net assets value per unit at end of the period	-	-	-	-	-	-	-	-	-	-	-	-	-	-	-

For MCB-Arif Habib Savings and Investments Limited
(the Management Company)


M. Saad Sultan

Chief Executive Officer


Abdullah

Chief Financial Officer



Director

The annexed notes 1 to 20 form an integral part of this condensed interim financial information.

CONDENSED INTERIM STATEMENT OF CASH FLOW (UN-AUDITED) FOR THE HALF YEAR ENDED DECEMBER 31, 2022

	Half year ended December 31, 2022					Total
	Alhamra Wada Plan-I	Alhamra Wada Plan-II	Alhamra Wada Plan-III	Alhamra Wada Plan-IV	Alhamra Wada Plan-V	
	----- (Rupees) -----					
CASH FLOWS FROM OPERATING ACTIVITIES						
Net income for the period before taxation	7,479,482	35,124,782	20,448,686	57,161,360	5,149,218	125,363,528
Adjustments for:						
(Increase) / decrease in assets						
Profit receivable on bank deposits	565,272	-	-	-	(5,750,751)	(5,185,479)
Other receivables	20,000	-	-	-	-	20,000
	585,272	-	-	-	(5,750,751)	(5,165,479)
Increase / (decrease) in liabilities						
Payable to the Management Company	(65,770)	-	-	-	-	(65,770)
Payable to the Trustee	(1,529)	-	-	-	-	(1,529)
Dividend payable	-	-	-	-	244,082	244,082
	(67,299)	-	-	-	244,082	176,783
Net cash generated / (used in) from operating activities	7,997,455	35,124,782	20,448,686	57,161,360	(357,451)	120,374,832
CASH FLOWS FROM FINANCING ACTIVITIES						
Amount received against issuance of units	23,732,547	3,410,013,988	2,226,431,173	1,902,451,306	602,541,211	8,165,170,225
Amount paid against redemption of units	(466,853,909)	(1,328,277,003)	(2,153,400,079)	(1,490,029,474)	(584,432,047)	(6,022,992,512)
Distributions made during the period	(2,682,198)	(22,462,437)	(981,736)	(13,993,881)	(244,090)	(40,364,342)
Paid to unit holder on maturity	(220,152,675)	(2,094,399,330)	(92,498,044)	(455,589,311)	-	(2,862,639,360)
Net cash (used in) / generated from financing activities	(665,956,235)	(35,124,782)	(20,448,686)	(57,161,360)	17,865,074	(760,825,989)
Net increase / (decrease) in cash and cash equivalents during the period	(657,958,780)	-	-	-	17,507,623	(640,451,157)
Cash and cash equivalents at the beginning of the period	657,958,780	-	-	-	-	657,958,780
Cash and cash equivalents at the end of the period	-	-	-	-	17,507,623	17,507,623

The annexed notes 1 to 20 form an integral part of this condensed interim financial information.

For MCB-Arif Habib Savings and Investments Limited
(the Management Company)



Chief Executive Officer



Chief Financial Officer



Director

NOTES TO AND FORMING PART OF THE CONDENSED INTERIM FINANCIAL STATEMENTS (UN-AUDITED) FOR THE HALF YEAR ENDED DECEMBER 31, 2022

1. LEGAL STATUS AND NATURE OF BUSINESS

- 1.1 Alhamra Wada Fund (the Fund / the Scheme / the Trust / the Unit Trust / ALHWF) has been established through the Trust Deed (the Deed) dated 6th day of May, 2022 under the Sindh Trust Act, 2020 executed between MCB-Arif Habib Savings and Investments Limited, (the Management Company) and Central Depository Company of Pakistan Limited, (the Trustee). Under the Non-Banking Finance Companies (Establishment and Regulation) Rules, 2003 (the "Rules") and Non-Banking Finance Companies and Notified Entities Regulations, 2008 ("Regulations") the Securities and Exchange Commission of Pakistan (SECP) has authorized the offer of units of Alhamra Wada Fund (ALHWF) and has registered ALHWF as a notified entity under the Regulations vide letter No SCD/AMCW/ALHWF/358/2022-MF-NE-74 dated June 06, 2022. SECP has approved the offering document under the Regulations vide its Letter No. SCD/AMCW/ALHWF/367/2022 dated June 10, 2022.
- 1.2 The Management Company of the Fund has been licensed to act as an Asset Management Company under the Non-Banking Finance Companies (Establishment and Regulation) Rules, 2003 through a certificate of registration issued by the SECP. The registered office of the Management Company is situated at 2nd Floor, Adamjee House, I.I. Chundrigar Road, Karachi, Pakistan.
- 1.3 The Fund is an open-end collective investment scheme categorized as a "Shariah Compliant Fixed Rate/ Return Scheme" plans with different duration and promised fixed return to the unit holders who hold the unit till maturity. Each plan can place deposits in AA and above rated bank or invest in Shariah Compliant Fixed Income Securities including Government Securities. Investors will be intimated at the time of investment a promised rate of return which will be delivered at the time of maturity of the plan.

The duration of the fund is perpetual, however the allocation plan's under the fund may have set time frame or perpetual. The pricing mechanism of the allocation plans under the fund follows backward pricing method.

Below are details of the Plans which were launched and matured during the period from July 01, 2022 to December 31, 2022:

S. No.	Name of Plan	Launch Date	Maturity Date	Status	Promised Return
1	Alhamra Wada Plan I	29-Jun-22	31-Jul-22	Matured	14.50%
2	Alhamra Wada Plan II	5-Aug-22	31-Aug-22	Matured	14.50%
3	Alhamra Wada Plan III	6-Sep-22	30-Sep-22	Matured	14.50%
4	Alhamra Wada Plan IV	16-Sep-22	30-Nov-22	Matured	14.75%
5	Alhamra Wada Plan V	6-Dec-22	31-Dec-22	Matured	14.80%

- 1.4 The figures presented in this condensed interim financial information also include figures of plans launched and matured during the period and, are therefore not comparable.
- 1.5 The Pakistan Credit Rating Agency Limited (PACRA) has maintained asset manager rating of AM1 dated October 06, 2022 to the Management Company and AA(f) as stability rating dated December 31, 2022 to the fund
- 1.6 Title to the assets of the Fund is held in the name of the Central Depository Company of Pakistan Limited as the Trustee of the Fund.
- 1.7 The Management Company after fulfilling the requirement for registration of Trust Deed under Sindh Act 2020, has submitted Collective Investment Scheme Trust Deed to Registrar acting under Sindh Act 2020 for registration.

2. BASIS OF PREPARATION

Statement of compliance

This condensed interim financial information has been prepared in accordance with the accounting and reporting standards as applicable in Pakistan for interim financial reporting. The accounting and reporting standards as applicable in Pakistan for interim financial reporting comprise of:

- International Accounting Standard (IAS) 34, Interim Financial Reporting, issued by the International Accounting Standards Board (IASB) as notified under the Companies Act, 2017;
- Provisions of and directives issued under the Companies Act, 2017, along with part VIIIA of the repealed Companies Ordinance, 1984; and
- The Non-Banking Finance Companies (Establishment and Regulation) Rules, 2003 (the NBFC Rules), the Non-Banking Finance Companies and Notified Entities Regulations, 2008 (the NBFC Regulations) and the requirements of the Trust Deed.

NOTES TO AND FORMING PART OF THE CONDENSED INTERIM FINANCIAL STATEMENTS (UN-AUDITED) FOR THE HALF YEAR ENDED DECEMBER 31, 2022

Where provisions of and directives issued under the Companies Act, 2017, part VIIIA of the repealed Companies Ordinance 1984, the NBFC Rules, the NBFC Regulations and requirements of the Trust Deed differ from the IAS 34, the provisions of and directives issued under the Companies Act, 2017, Part VIIIA of the repealed Companies Ordinance 1984, the NBFC Rules, the NBFC Regulations and the requirements of the Trust Deed have been followed.

The disclosures made in this condensed interim financial information are limited, based on the requirements of the IAS 34. This condensed interim financial information does not include all the information and disclosures required in a full set of financial statements and should be read in conjunction with the annual published audited financial statements of the Fund for the year ended June 30, 2022.

In compliance with Schedule V of the Non-Banking Finance Companies and Notified Entities Regulations, 2008, the directors of the Management Company hereby declare that this condensed interim financial information gives a true and fair view of the state of the Fund's affairs as at December 31, 2022

This condensed interim financial information is presented in Pakistani Rupees which is the Fund's functional and presentation currency and rounded to the nearest thousand rupees, unless otherwise specified.

3. SUMMARY OF SIGNIFICANT ACCOUNTING POLICIES

The accounting policies and methods of computation adopted in preparation of this condensed interim financial information are same as those applied in preparation of financial statements of the Fund as at and for the year ended June 30, 2022.

The preparation of condensed interim financial information requires management to make judgments, estimates and assumptions that affect the application of accounting policies and the reported amounts of assets and liabilities, income and expenses. Actual results may differ from these estimates. In preparing this condensed interim financial information, significant judgments made by management in applying accounting policies and the key sources of estimation and uncertainty were the same as those that applied to the audited financial statements as at and for the year ended June 30, 2022.

Amendments to certain existing standards and interpretations on approved accounting standards effective during the period were not relevant to the Fund's operations and did not have any impact on the accounting policies of the Fund and therefore not disclosed in this condensed interim financial information.

4. FINANCIAL RISK MANAGEMENT

The Fund's risk management objective and policies are consistent with those disclosed in the annual audited financial statements of the Fund as at and for the year ended June 30, 2022.

5. BANK BALANCES

		December 31, 2022 (Un-audited)	June 30, 2022 (Audited)
		PLAN I	PLAN V
	Note	----- (Rupees) -----	
In savings accounts	5.1	-	17,507,623
		-	657,958,780
		-	17,507,623
		-	657,958,780

5.1 These carry profit at the rates of ranging from 15% to 16.25% in Plan-I, 15.75% in Plan-II, 15.5% in Plan-III, 15.5% in Plan-IV and 16% in Plan-V (June 30, 2022: Plan I 15.50%)

6. REMUNERATION OF MCB-ARIF HABIB SAVINGS AND INVESTMENTS LIMITED - MANAGEMENT COMPANY

As per regulation 61 of the NBFC Regulations, 2008, the Management Company is entitled to a remuneration equal to an amount not exceeding the maximum rate of the management fee as disclosed in the Offering Document subject to the total expense ratio limit. As per offering document, the Management Company can charge management fee up to 15% of the gross earnings of the Fund, calculated on daily basis. The remuneration is payable to the Management Company monthly in arrears.

NOTES TO AND FORMING PART OF THE CONDENSED INTERIM FINANCIAL STATEMENTS (UN-AUDITED) FOR THE HALF YEAR ENDED DECEMBER 31, 2022

7. SINDH SALES TAX ON REMUNERATION OF MANAGEMENT COMPANY AND THE TRUSTEE

Sindh Sales Tax on management and trustee fee have been charged at 13% (June 2022: 13%).

8. REMUNERATION OF CENTRAL DEPOSITORY COMPANY OF PAKISTAN LIMITED - TRUSTEE

Trustee is entitled to a remuneration at the rate of 0.055% per annum of the net assets to be paid monthly in arrears.

9. ANNUAL FEES OF SECURITIES AND EXCHANGE COMMISSION OF PAKISTAN

The Fund has charged SECP fee at the rate of 0.02% during the half year ended December 31, 2022 (June 30, 2022 : 0.02%)

10. ALLOCATED EXPENSE

In accordance with NBFC Regulations, the Management Company is entitled to charge fees and expenses related to registrar services, accounting, operation and valuation services, related to a Collective Investment Scheme (CIS). The Management Company has charged actual expenses related to registrar services, accounting, operations and valuation services to the fund to the extent as it has think expedient on its discretion subject to not being higher than actual expenses.

11. SELLING AND MARKETING EXPENSE

The SECP has allowed the Asset Management Companies to charge selling and marketing expenses to all categories of open-end mutual funds (except fund of funds). The Management Company has charged selling and marketing expenses to the fund to the extent as it has think expedient on its discretion subject to not being higher than actual expenses.

12. CONTINGENCIES & COMMITMENTS

There were no contingencies and commitments outstanding as at December 31, 2022 (June 30, 2022: Nil).

13. TAXATION

The Fund's income is exempt from income tax as per clause (99) of part I of the Second Schedule to the Income Tax Ordinance, 2001 subject to the condition that not less than 90% of the accounting income available for distribution for the year as reduced by capital gains whether realized or unrealized is distributed amongst the unit holders by way of cash dividend. Furthermore, as per regulation 63 of the Non-Banking Finance Companies and Notified Entities Regulation, 2008, the Fund is required to distribute 90% of the net accounting income available for distribution other than capital gains to the unit holders in cash. The Fund is also exempt from the provision of Section 113 (minimum tax) under clause 11A of Part IV of the Second Schedule to the Income Tax Ordinance, 2001. The Fund has not recorded any tax liability in respect of income relating to current period as the Management Company intends to distribute in cash the required minimum percentage of the Fund's accounting income for the period ending on June 30, 2023.

14. EARNINGS PER UNIT

Earnings per unit (EPU) has not been disclosed as in the opinion of the management, determination of weighted average units for calculating EPU is not practicable.

15. TOTAL EXPENSE RATIO

Alhamra Wada Plan I

The total Expense Ratio (TER) of the Fund from July 01, 2022 to July 31, 2022 is 0.14% which includes 0.01% representing government levies on the Fund such as sales taxes, annual fee to the SECP, etc.

Alhamra Wada Plan II

The total Expense Ratio (TER) of the Fund from August 05, 2022 to August 31, 2022 is 0.11% which includes 0.01% representing government levies on the Fund such as sales taxes, annual fee to the SECP, etc.

NOTES TO AND FORMING PART OF THE CONDENSED INTERIM FINANCIAL STATEMENTS (UN-AUDITED) FOR THE HALF YEAR ENDED DECEMBER 31, 2022

Alhamra Wada Plan III

The total Expense Ratio (TER) of the Fund from September 06, 2022 to September 30, 2022 is 0.10% which includes 0.01% representing government levies on the Fund such as sales taxes, annual fee to the SECP, etc.

Alhamra Wada Plan IV

The total Expense Ratio (TER) of the Fund from September 16, 2022 to September 30, 2022 is 0.19% which includes 0.02% representing government levies on the Fund such as sales taxes, annual fee to the SECP, etc.

Alhamra Wada Plan V

The total Expense Ratio (TER) of the Fund from December 06, 2022 to December 31, 2022 is 0.11% which includes 0.01% representing government levies on the Fund such as sales taxes, annual fee to the SECP, etc.

16 TRANSACTIONS WITH RELATED PARTIES / CONNECTED PERSONS

Related parties / connected persons of the Fund include MCB-Arif Habib Savings and Investments Limited (being the Management Company) and its related entities, the Central Depository Company of Pakistan Limited (being the Trustee of the Fund), other collective investment schemes and pension schemes managed by the Management Company, any person or trust beneficially owning (directly or indirectly) ten percent or more of the capital of the Management Company or the net assets of the Fund and directors, key management personnel and officers of the Management Company.

Transactions with related parties / connected persons are in the normal course of business, at contracted rates and terms determined in accordance with market rates.

Remuneration to the Management Company and Trustee are determined in accordance with the provisions of the NBFC Regulations and the Trust Deed of the Fund.

16.1 Transactions during the period with connected persons / related parties in units of the Fund:

	December 31, 2022 (Un-audited)							
	As at July 01, 2022	Issued for cash	Redeemed	As at December 31, 2022	As at July 01, 2022	Issued for cash	Redeemed	As at December 31, 2022
	----- (Units) -----				----- (Rupees) -----			
Alhamra Wada Plan-I								
Management company	500,338	2,994	503,332	-	50,033,787	299,379	50,358,725	-
Alhamra Wada Plan-II								
Management company	-	404,417	404,417	-	-	40,441,673	40,441,673	-
Alhamra Wada Plan-III								
Management company	-	191,913	191,913	-	-	19,191,313	19,191,313	-
Alhamra Wada Plan-IV								
Management company	-	462,646	462,646	-	-	46,264,263	46,264,263	-
Alhamra Wada Plan-V								
Management company	-	250,000	95,168	154,832	-	25,000,000	9,569,829	15,483,247
Key Management Personnel	-	26,939	-	26,939	-	2,707,000	-	2,693,925

16.2 Transactions during the period:

	December 31, 2022 (Un-audited)				
	Alhamra Wada Plan-I	Alhamra Wada Plan-II	Alhamra Wada Plan- III	Alhamra Wada Plan- IV	Alhamra Wada Plan-V
	----- (Rupees) -----				
MCB-Arif Habib Savings and Investments Limited - Management Company					
Management remuneration expenses	576,636	1,987,611	719,796	2,370,674	170,404
Back Office operation expenses	-	-	-	68,067	397,687
Marketing and Selling Expenses	242,895	1,365,810	1,265,982	863,665	-
Central Depository Company of Pakistan Limited - Trustee					
Trustee remuneration expenses	44,593	198,105	117,452	261,887	22,384

NOTES TO AND FORMING PART OF THE CONDENSED INTERIM FINANCIAL STATEMENTS (UN-AUDITED) FOR THE HALF YEAR ENDED DECEMBER 31, 2022

17. FAIR VALUE OF FINANCIAL INSTRUMENTS

IFRS 13 - 'Fair Value Measurement' establishes a single source of guidance under IFRS for all fair value measurements and disclosures about fair value measurement where such measurements are required as permitted by other IFRSs. It defines fair value as the price that would be received to sell an asset or paid to transfer a liability in an orderly transaction between market participants at the measurement date (i.e. an exit price).

Financial assets which are tradable in an open market are revalued at the market prices prevailing on the close of trading i.e. period end date. The estimated fair value of all other financial assets and financial liabilities is considered not significantly different from book value as these are short term in nature.

The following table shows financial instruments recognized at fair value, based on:

- Level 1:** Quoted prices in active markets for identical assets or liabilities;
- Level 2:** Those involving inputs other than quoted prices included in Level 1 that are observable for the asset or liability, either directly (as prices) or indirectly (derived from prices); and
- Level 3:** Those with inputs for the asset or liability that are not based on observable market data (unobservable inputs).those with inputs for the asset or liability that are not based on observable market data (unobservable inputs).

There are no financial instruments carried at fair value as at December 31, 2022.

18. Dividend distribution details during the period

	December 31, 2022 (Un-audited)			
	Per unit	Declared date	Refund of Capital	Distribution from Income
ALHAMRA WADA PLAN-I				
Distribution for the period from July 01, 2022 to July 31, 2022	1.2311	August 01, 2022	462,030,911	2,664,091
ALHAMRA WADA PLAN-II				
Distribution for the period from August 05, 2022 to August 31, 2022	1.0725	September 01, 2022	1,315,216,820	22,065,066
ALHAMRA WADA PLAN-III				
Distribution for the period from September 6, 2022 to September 30, 2022	1.0614	October 03, 2022	2,133,843,914	892,521
ALHAMRA WADA PLAN-IV				
Distribution for the period from September 16, 2022 to November 30, 2022	3.0716	December 01, 2022	1,446,263,865	13,395,641
ALHAMRA WADA PLAN-V				
Distribution for the period from December 06, 2022 to December 31, 2022	1.0606	January 03, 2023	579,473,837	201,127

**NOTES TO AND FORMING PART OF THE CONDENSED INTERIM FINANCIAL STATEMENTS (UN-AUDITED)
FOR THE HALF YEAR ENDED DECEMBER 31, 2022**

19. CORRESPONDING FIGURES

Corresponding figures have been rearranged and reclassified, wherever necessary, for the purpose of better presentation and comparison.

20. DATE OF AUTHORISATION FOR ISSUE

This condensed interim financial information were authorized for issue on February 03, 2023 by the board of directors of the management Company

For MCB-Arif Habib Savings and Investments Limited
(the Management Company)



Chief Executive Officer



Chief Financial Officer



Director

MCB-Arif Habib Savings and Investments Limited

Head Office: 2nd Floor, Adamjee House, I.I. Chundrigar Road, Karachi

UAN: (+92-21) 11-11-622-24 (11-11-MCB-AH)

URL: www.mcbah.com, **Email:** info@mcbah.com