



Highnoon
Enriching Life

A proud recipient of

Forbes Asia
BEST UNDER A
BILLION
2023

Form 07

**The General Manager,
Pakistan Stock Exchange Limited
Stock Exchange Building,
Stock Exchange Road, Karachi**

April 07, 2026,

Subject: Announcement – Financial Results for the Year ended December 31, 2025

Dear Sir,

We have to inform you that the Board of Directors of the Company, in their meeting held on Monday 06th April 2026 at 12:00 p.m. at Corporate Office Lahore, have recommended the following.

I.	CASH DIVIDEND	500%
II.	BONUS SHARES	NIL
III.	RIGHT SHARES	NIL
IV.	ANY OTHER ENTITLEMENT /CORPORATION ACTION	NIL
V.	ANY OTHER PIRCE-SENSITIVE INFORMATION	NIL

The financial results of the Company both separate and consolidated are attached herewith.

The Annual General Meeting (AGM) of the Company will be held on Thursday, April 30th, 2026 at 11:00 a.m. at the Registered Office at 17.5 KM Multan Road, Lahore. Share Transfer books of the Company will remain close from April 23rd, 2026 to April 30th, 2026 (both days inclusive).

Physical transfers/CDS Transactions IDs received in order at Company's Registrar Office, Corplink (Pvt.) Limited, Wings Arcade, 1-K, Commercial, Model Town, Lahore on or before April 22nd, 2026, will be treated in time for above entitlement and attending Annual General Meeting.

The Annual Report of the Company will be transmitted through PUCARS at least 21 days before the holding of Annual General Meeting.

You may inform the same to TREC holders of your exchange.

Yours' faithfully,



Baqar Hasan
Senior General Counsel & Company Secretary
Copy To: The Executive Director,
Corporate Supervision Department,
Securities and Exchange Commission of Pakistan

Highnoon Laboratories Limited: Registered Office & Plant: 17.5 KM, Multan Road, Lahore-53700, Pakistan.

Corporate Office: Office No. 901, 9th Floor, Tricon Corporate Center, 73 E, Jail Road, Lahore-54660, Pakistan.

UAN: +92 (0) 304 1110465 | Phone: +92 (42) 36407346-7 | Fax: 92 (42) 37510037 | Email: info@highnoon.com.pk | URL: www.highnoon-labs.com

HIGHNOON LABORATORIES LIMITED
UNCONSOLIDATED STATEMENT OF FINANCIAL POSITION
AS AT DECEMBER 31, 2025

	Note	2025 Rupees	2024 Rupees
ASSETS			
NON CURRENT ASSETS			
Property, plant and equipment	7	3,719,579,406	3,346,874,631
Intangible assets	8	37,851,548	46,866,785
Long-term investment	9	325,000,000	200,000,000
Long-term deposits	10	81,588,597	24,916,894
Long-term loans and advances	11	437,821,751	63,899,529
		4,601,841,302	3,682,557,839
CURRENT ASSETS			
Inventories	12	5,088,463,951	4,135,824,753
Trade receivables	13	4,207,368,520	2,311,740,481
Advances, trade deposits and prepayments	14	625,622,547	535,985,033
Other receivables	15	224,606,241	148,510,886
Short term investments	16	3,059,622,682	3,638,850,646
Tax refunds due from the Government	17	136,872,796	134,405,413
Taxation - net	29	-	15,209,679
Cash and bank balances	18	468,796,488	1,459,206,965
		13,811,353,225	12,379,733,856
TOTAL ASSETS		18,413,194,527	16,062,291,695
EQUITY AND LIABILITIES			
SHARE CAPITAL AND RESERVES			
Authorized share capital 100,000,000 (2024: 100,000,000) shares of Rs. 10 each	19	1,000,000,000	1,000,000,000
Issued, subscribed and paid up share capital	19	529,833,630	529,833,630
Capital reserve			
Surplus on revaluation of operating fixed assets	20	842,005,340	865,425,008
Revenue reserves		11,798,168,844	9,825,907,063
Total equity		13,170,007,814	11,221,165,701
NON CURRENT LIABILITIES			
Lease liabilities	21	380,821,593	70,062,585
Long term loan - secured	22	2,423,493	318,819,789
Deferred tax liabilities	23	204,351,890	208,063,654
Deferred liabilities	24	145,253,907	403,793,433
		732,850,883	1,000,739,461
CURRENT LIABILITIES			
Trade and other payables	25	2,983,181,105	2,621,067,508
Contract liabilities	26	227,677,836	62,819,114
Unclaimed dividend		304,559,821	210,193,857
Current portion of long term liabilities	27	117,974,112	196,306,054
Short term borrowings	28	-	750,000,000
Taxation - net	29	876,942,956	-
		4,510,335,830	3,840,386,533
TOTAL EQUITY AND LIABILITIES		18,413,194,527	16,062,291,695
CONTINGENCIES AND COMMITMENTS	30		

The annexed notes Form 1 to 56 form an integral part of these unconsolidated financial statements.

Dr. ADEEL ABBAS
 CHIEF EXECUTIVE OFFICER

TAUFIQ AHMED KHAN
 DIRECTOR

ASHFAQ P. ALIDINA
 CHIEF FINANCIAL OFFICER

HIGHNOON LABORATORIES LIMITED
UNCONSOLIDATED STATEMENT OF PROFIT OR LOSS
FOR THE YEAR ENDED DECEMBER 31, 2025

	Note	2025 Rupees	2024 Rupees
Revenue from contracts with customers- net	31	25,789,241,526	23,195,152,022
Cost of revenue	32	(11,662,352,109)	(11,265,537,055)
Gross profit		14,126,889,417	11,929,614,967
Distribution, selling and promotional expenses	33	(6,311,930,671)	(5,807,788,004)
Administrative and general expenses	34	(1,028,847,485)	(796,246,505)
Research and development expenses	35	(10,793,866)	(9,470,982)
Other operating expense	36	(516,442,602)	(515,016,183)
Profit from operations		(7,868,014,624)	(7,128,521,674)
Other income	37	6,258,874,793	4,801,093,293
Finance cost	38	446,673,596	432,258,886
Profit before income tax and levy		(121,501,946)	(393,893,657)
Levy	39	6,584,046,443	4,839,458,522
Profit before income tax		-	(19,902,052)
Taxation	40	6,584,046,443	4,819,556,470
Profit for the year		(2,464,733,809)	(1,566,055,769)
Earnings per share - basic and diluted	41	4,119,312,634	3,253,500,701
		77.75	61.41

The annexed notes from 1 to 56 form an integral part of these unconsolidated financial statements.


DR. ADEEL ABBAS
CHIEF EXECUTIVE OFFICER


TAUFIQ AHMED KHAN
DIRECTOR


ASHFAQ P. ALIDINA
CHIEF FINANCIAL OFFICER


HIGHNOON LABORATORIES LIMITED
UNCONSOLIDATED STATEMENT OF CASH FLOWS
FOR THE YEAR ENDED DECEMBER 31, 2025

	Note	2025 Rupees	2024 Rupees
CASH FLOWS FROM OPERATING ACTIVITIES			
Cash generated from operations	42	4,978,589,449	6,671,837,325
Income tax paid		(1,570,698,037)	(1,440,862,409)
Gratuity paid		(610,727,888)	(61,708,571)
Finance cost paid		(125,046,393)	(417,489,800)
Workers' Welfare Fund paid	25.4	(194,511,369)	(37,691,307)
Workers' Profit Participation Fund paid	25.5	(362,644,619)	(439,932,183)
Loan to employees - net		15,991,812	5,374,942
Central Research Fund paid		(52,330,255)	(35,833,877)
		(2,899,966,749)	(2,428,143,205)
Net cash generated from operating activities		2,078,622,700	4,243,694,120
CASH FLOWS FROM INVESTING ACTIVITIES			
Purchase of property, plant and equipment	7.1	(320,940,012)	(199,593,050)
Purchase of intangible assets	8.1	(5,734,564)	(25,417,036)
Investment in the Subsidiary	9	(125,000,000)	-
Long term deposits - net	10	(56,671,703)	(973,465)
Short term investments - net	16	755,236,923	(1,391,423,109)
Return on deposit	37	51,287,475	72,261,078
Loan (to) / repaid by subsidiary	11	(79,222,288)	10,000,000
Realised income on short term investments	16.1	-	79,159,430
Dividend income on short term investments		3,480,237	71,972,605
Cash against sale and lease-back arrangement		-	37,442,053
Proceeds from disposal of operating fixed assets	7.1.7	65,686,541	59,723,009
Net cash flows used in investing activities		288,122,609	(1,286,848,485)
CASH FLOWS FROM FINANCING ACTIVITIES			
Lease liabilities	21	(140,790,934)	(392,517,755)
Repayment of long term loan	22.1	(441,396,296)	(266,396,296)
Dividend paid		(2,024,968,556)	(1,629,168,260)
Net cash flows used in financing activities		(2,607,155,786)	(2,288,082,311)
Net (decrease) / increase in cash and cash equivalents		(240,410,477)	668,763,324
Cash and cash equivalents at beginning of the year		709,206,965	40,443,641
Cash and cash equivalents at end of the year	18.3	468,796,488	709,206,965

The annexed notes from 1 to 56 form an integral part of these unconsolidated financial statements.


DR. ADEEL ABBAS
CHIEF EXECUTIVE OFFICER

TAUFIQ AHMED KHAN
DIRECTOR



ASHFAQ P. ALIDINA
CHIEF FINANCIAL OFFICER

HIGHNOON LABORATORIES LIMITED
UNCONSOLIDATED STATEMENT OF CHANGES IN EQUITY
FOR THE YEAR ENDED DECEMBER 31, 2025

	Rupees				Total
	Share capital	Capital reserves	General reserve	Revenue reserves	
Balance as at January 01, 2024	529,833,630	899,139,441	114,000,000	8,053,526,233	8,167,526,233
Transactions with owners, recorded directly in equity	-	-	-	(1,589,500,890)	(1,589,500,890)
Final dividend @ Rs. 30 per share for the year ended December 31, 2023	-	-	-	-	-
Total comprehensive income for the year	-	(7,711,645)	-	3,253,500,701	3,253,500,701
Profit for the year	-	(7,711,645)	-	(31,821,769)	(39,533,414)
Other comprehensive loss for the year	-	(7,711,645)	-	3,221,678,932	3,213,967,287
Surplus transferred to unappropriated profit	-	(26,202,788)	-	26,202,788	-
Incremental depreciation relating to surplus on revaluation - net of tax	-	865,425,008	-	9,711,907,063	9,825,907,063
Balance as at December 31, 2024	529,833,630	865,425,008	114,000,000	9,711,907,063	11,221,165,701
Transaction with owners, recorded directly in equity	-	-	-	(2,119,334,520)	(2,119,334,520)
Final dividend @ Rs. 40 per share for the year ended December 31, 2024	-	-	-	-	-
Total comprehensive income for the year	-	-	-	4,119,312,634	4,119,312,634
Profit for the year	-	-	-	(51,136,001)	(51,136,001)
Other comprehensive loss for the year	-	-	-	4,068,176,633	4,068,176,633
Surplus transferred to unappropriated profit	-	(23,419,668)	-	23,419,668	-
Incremental depreciation relating to surplus on revaluation - net of tax	-	842,005,340	-	11,684,168,844	11,798,168,844
Balance as at December 31, 2025	529,833,630	842,005,340	114,000,000	11,684,168,844	13,170,007,814

The annexed notes from 1 to 56 form an integral part of these unconsolidated financial statements.


DR. ADEEL ABBAS
 CHIEF EXECUTIVE OFFICER


TAUFIQ AHMED KHAN
 DIRECTOR


ASHFAQ P. ALADINA
 CHIEF FINANCIAL OFFICER

HIGHNOON LABORATORIES LIMITED
UNCONSOLIDATED STATEMENT OF COMPREHENSIVE INCOME
FOR THE YEAR ENDED DECEMBER 31, 2025

	Note	2025 Rupees	2024 Rupees
Profit for the year		4,119,312,634	3,253,500,701
Other comprehensive income:			
Items not to be reclassified to profit or loss in subsequent periods:			
Effect of deferred tax due to change in effective tax rate	20	-	(7,711,645)
Remeasurement loss on gratuity	24.2.3	(83,829,510)	(32,166,835)
Related deferred tax	23.1	32,693,509	20,345,066
		(51,136,001)	(31,821,769)
Items to be reclassified to profit or loss in subsequent periods		-	-
Other comprehensive loss for the year		(51,136,001)	(39,533,414)
Total comprehensive income for the year		4,068,176,633	3,213,967,287

The annexed notes from 1 to 56 form an integral part of these unconsolidated financial statements.


DR. ADEEL ABBAS
CHIEF EXECUTIVE OFFICER


TAUFIQ AHMED KHAN
DIRECTOR


ASHFAQ P. ALIDINA
CHIEF FINANCIAL OFFICER

HIGHNOON LABORATORIES LIMITED
CONSOLIDATED STATEMENT OF FINANCIAL POSITION
AS AT DECEMBER 31, 2025

	Note	2025 Rupees	2024 Rupees
ASSETS			
NON CURRENT ASSETS			
Property, plant and equipment	7	4,400,566,786	3,915,194,250
Intangible assets	8	37,851,548	46,866,785
Goodwill	9	834,230	834,230
Long-term deposits	10	84,586,147	25,566,894
Long-term loans and advances	11	54,421,389	65,250,481
		<u>4,578,260,100</u>	<u>4,053,712,640</u>
CURRENT ASSETS			
Inventories	12	5,713,841,339	4,717,791,824
Trade receivables	13	4,400,848,568	2,423,596,428
Advances, trade deposits and prepayments	14	657,630,072	553,381,259
Other receivables	15	176,743,922	137,574,581
Short term investments	16	3,059,622,682	3,638,850,646
Tax refunds due from the Government	17	265,482,460	197,100,348
Taxation - net	29	-	15,209,679
Cash and bank balances	18	584,225,906	1,493,747,356
		<u>14,858,394,949</u>	<u>13,177,252,121</u>
TOTAL ASSETS		<u>19,436,655,049</u>	<u>17,230,964,761</u>
EQUITY AND LIABILITIES			
SHARE CAPITAL AND RESERVES			
Authorized share capital	19	1,000,000,000	1,000,000,000
Issued, subscribed and paid up share capital	19	529,833,630	529,833,630
Capital reserve			
Surplus on revaluation of property, plant and equipment - net of tax	20	1,041,210,488	1,077,558,758
Revenue reserves		12,181,933,022	10,187,737,871
Total equity		<u>13,752,977,140</u>	<u>11,795,130,259</u>
NON CURRENT LIABILITIES			
Lease liabilities	21	380,821,593	70,062,585
Long term loan - secured	22	2,423,493	318,819,789
Deferred tax liabilities	23	250,433,156	279,379,302
Deferred liabilities	24	145,253,907	403,793,433
		<u>778,932,149</u>	<u>1,072,055,109</u>
CURRENT LIABILITIES			
Trade and other payables	25	3,066,846,080	2,940,881,031
Contract liabilities	26	236,624,569	232,168,169
Unclaimed dividend		304,559,821	210,193,857
Current portion of long term liabilities	27	117,974,112	196,306,054
Short term borrowings	28	301,798,222	784,230,282
Taxation - net	29	876,942,956	-
		<u>4,904,745,760</u>	<u>4,363,779,393</u>
TOTAL EQUITY AND LIABILITIES		<u>19,436,655,049</u>	<u>17,230,964,761</u>
CONTINGENCIES AND COMMITMENTS			
	30		

The annexed notes from 1 to 56 form an integral part of these consolidated financial statements.

Dr. ADEEL ABBAS
CHIEF EXECUTIVE

TAUFIQ AHMED KHAN
DIRECTOR

ASHFAQ P. ALIDINA
CHIEF FINANCIAL OFFICER

HIGHNOON LABORATORIES LIMITED
CONSOLIDATED STATEMENT OF PROFIT OR LOSS
FOR THE YEAR ENDED DECEMBER 31, 2025

	Note	2025 Rupees	2024 Rupees
Revenue from contracts with customers- net	31	27,705,637,954	24,640,892,959
Cost of revenue	32	(12,507,003,884)	(12,111,880,293)
Gross Profit		15,198,634,070	12,529,012,666
Distribution, selling and promotional expenses	33	(7,097,071,133)	(6,058,394,373)
Administrative and general expenses	34	(1,213,403,604)	(930,223,552)
Research and development expenses	35	(10,793,866)	(9,470,982)
Other operating expenses	36	(583,491,230)	(532,349,199)
Profit from operations		(8,904,759,833)	(7,530,638,105)
Other income	37	6,293,874,237	4,998,374,560
Finance cost	38	440,979,971	441,506,392
Profit before income tax and levy		(130,906,685)	(407,381,214)
Levy	39	6,603,947,523	5,032,499,738
Profit before income tax		(13,232,674)	(19,930,608)
Taxation	40	6,590,714,849	5,012,569,130
Profit for the year		(2,462,397,447)	(1,624,053,116)
Earnings per share - basic and diluted (Rupees)	41	4,128,317,402	3,388,516,014
		77.92	63.95

The annexed notes from 1 to 56 form an integral part of these consolidated financial statements.


DR. ADEEL ADRAS
CHIEF EXECUTIVE


TAUFIQ AHMED KHAN
DIRECTOR


ASHFAQ P. ALIDINA
CHIEF FINANCIAL OFFICER

**HIGHNOON LABORATORIES LIMITED
CONSOLIDATED STATEMENT OF COMPREHENSIVE INCOME
FOR THE YEAR ENDED DECEMBER 31, 2025**


	Note	2025 Rupees	2024 Rupees
Profit for the year		4,128,317,402	3,388,516,014
Other comprehensive income not to be reclassified to profit or loss in subsequent periods:			
Effect of deferred tax due to change in effective tax rate	20	-	(7,711,645)
Remeasurement loss on gratuity	24.2.3	(83,829,510)	(52,166,835)
Related deferred tax	23.1	32,693,509	20,345,066
		(51,136,001)	(31,821,769)
Other comprehensive income to be reclassified to profit or loss in subsequent periods		-	-
Other comprehensive loss for the year		(51,136,001)	(39,533,414)
Total comprehensive income for the year		<u>4,077,181,401</u>	<u>3,348,982,600</u>

The annexed notes from 1 to 56 form an integral part of these consolidated financial statements.



**DR. ADEEL ABBAS
CHIEF EXECUTIVE**

**TAUFIQ AHMED KHAN
DIRECTOR**



**ASHFAQ P. ALIDINA
CHIEF FINANCIAL OFFICER**

**HIGHNOON LABORATORIES LIMITED
CONSOLIDATED STATEMENT OF CHANGES IN EQUITY
FOR THE YEAR ENDED DECEMBER 31, 2025**

Share capital	Capital reserves		Revenue reserves		Sub total	Total
	Revaluation Surplus on operating fixed assets - net of deferred tax	General reserve	Unappropriated profits	Retained earnings		
529,833,630	1,125,838,302	114,000,000	8,265,976,617	8,379,976,617	10,053,648,549	
-	-	-	(1,589,500,890)	(1,589,500,890)	(1,589,500,890)	
-	(7,711,645)	-	3,388,516,014	3,388,516,014	3,388,516,014	
-	(7,711,645)	-	(31,821,769)	(31,821,769)	(39,533,419)	
-	-	-	3,356,694,245	3,356,694,245	3,349,982,600	
-	(40,567,899)	-	40,567,899	40,567,899	-	
529,833,630	1,077,558,758	114,000,000	10,073,737,871	10,187,737,871	11,795,130,259	
-	-	-	(2,119,394,520)	(2,119,334,520)	(2,119,334,520)	
-	-	-	4,128,317,402	4,128,317,402	4,128,317,402	
-	-	-	(31,136,001)	(31,136,001)	(31,136,001)	
-	-	-	4,077,181,401	4,077,181,401	4,077,181,401	
-	(36,348,270)	-	36,348,270	36,348,270	-	
529,833,630	1,041,210,488	114,000,000	12,067,933,022	12,181,933,022	13,752,977,140	

The annexed notes form 1 to 56 form an integral part of these consolidated financial statements.

DR. ABDEL HAKIM
CHIEF EXECUTIVE


TADRIQ AHMED KHAN
DIRECTOR

ASHEEQ P. ALIDINA
CHIEF FINANCIAL OFFICER

**HIGHNOON LABORATORIES LIMITED
CONSOLIDATED STATEMENT OF CASH FLOWS
FOR THE YEAR ENDED DECEMBER 31, 2025**

	Note	2025 Rupees	2024 Rupees
CASH FLOWS FROM OPERATING ACTIVITIES			
Cash generated from operations	42	4,891,507,186	6,915,074,491
Income tax paid		(1,686,591,649)	(1,514,788,679)
Gratuity paid		(636,255,799)	(61,708,571)
Finance cost paid		(133,992,150)	(432,525,409)
Workers' Welfare Fund paid		(194,511,369)	(40,736,539)
Workers' Profit Participation Fund paid		(374,598,757)	(443,212,377)
Loan to employees - net		8,081,106	5,374,942
Long term advances		782,444	-
Central Research Fund paid		(54,508,412)	(36,449,075)
		(3,071,594,586)	(2,524,045,708)
Net cash generated from operating activities		1,819,912,600	4,391,028,783
CASH FLOWS FROM INVESTING ACTIVITIES			
Purchase of property, plant and equipment		(454,981,130)	(247,714,608)
Purchase of intangible assets		(5,734,564)	(25,417,036)
Long term deposits - net		(59,019,253)	(973,465)
Short term investments - net		755,236,923	(1,391,423,109)
Return on deposit		55,485,042	72,261,078
Realised income on short term investment		-	79,159,430
Additions in long-term advances		-	(337,622)
Dividend income on short term investment		3,480,237	71,972,605
Proceeds from disposal of operating fixed assets		65,686,541	97,315,062
Net cash flows from / (used in) investing activities		360,153,796	(1,345,157,665)
CASH FLOWS FROM FINANCING ACTIVITIES			
Lease liabilities-net	21	(140,790,934)	(392,517,755)
Repayment of long term loan	22.1	(441,396,296)	(266,396,296)
Long term advances (payable) - net		-	(450,000)
Dividend paid		(2,024,968,556)	(1,629,168,260)
Net cash flows used in financing activities		(2,607,155,786)	(2,288,532,311)
Net (decrease) / increase in cash and cash equivalents		(427,089,390)	757,338,807
Cash and cash equivalents at beginning of the year		709,517,074	(47,821,733)
Cash and cash equivalents at end of the year	18.3	282,427,684	709,517,074

The annexed notes from 1 to 56 form an integral part of these consolidated financial statements.


Dr. ADEEL ABBAS
CHIEF EXECUTIVE


TAUFIQ AHMED KHAN
DIRECTOR


ASHFAQ P. ALIDINA
CHIEF FINANCIAL OFFICER