HUM NETWORK

2026

ANNUAL REPORT

HUM NETWORK LIMITED

HUM

MOST FOLLOWED TV CHANNEL

HUM NETWORK

HUM | HUM news | TEN SPORTS HD | HUM | HUM SITARAY | DIGITAL | HUM FILMS | MASALA TV FOOD MAG | GLAM

HU
NETW

UM
WORK

TABLE OF **CONTENT**

CORPORATE INFORMATION

Vision and Mission 06
Values 07
CEO's Message 08
Company Information 09

SHAREHOLDER INFORMATION

Notice of 22nd Annual General Meeting (Eng) 10
Notice of 22nd Annual General Meeting (Urdu) 14
Pattern of Shareholding 19
Additional Information 23
Corporate Calendar 24
Gender pay gap statement 24

FINANCIAL HIGHLIGHTS

Six Years at a Glance 25
Graphical Presentation 26

CORPORATE GIVERNANCE

Review Report to the Members on Statement of Compliance with CCG 29
Statement of Compliance with CCG 30
Chairman's Review Report (Eng) 33
Chairman's Review Report (Urdu) 34
Directors' Report to the Members (English) 35
Directors' Report to the Members (Urdu) 42
Report of Directors on the Consolidated Financial Statements (English) 51

Report of Directors on the Consolidated Financial Statements (Urdu) 52
Sustainability Highlights 53
Code of Ethics 55
Whistle-Blowing Policy 60

FINANCIAL STATEMENTS

Unconsolidated Financial Statements 63
Auditors' Report to the Members on Unconsolidated Financial Statements 64
Unconsolidated Statement of Financial Position 68
Unconsolidated Statement of Profit or Loss 69
Unconsolidated Statement of Comprehensive Income 70
Unconsolidated Statement of Changes in Equity 71
Unconsolidated Statement of Cash Flows 72
Notes to the Unconsolidated Financial Statements 73
Consolidated Financial Statements 105
Auditors' Report to the Members on Consolidated Financial Statements 106
Consolidated Statement of Financial Position 110
Consolidated Statement of Profit or Loss 111
Consolidated Statement of Comprehensive Income 112
Consolidated Statement of Changes in Equity 113
Consolidated Statement of Cash Flows 114
Notes to the Consolidated Financial Statements 115

CORPORATE INFORMATION

Investors' Education (Jama Punji)
Proxy Form (English)
Proxy Form (Urdu)

Vision

To inspire a future-ready Pakistan through creativity and connection.

Mission

To empower minds, entertain audiences and bridge communities through technology, innovation and the power of storytelling.

Values

1. Respect for All
   Building a workplace rooted in culture of inclusion, dignity, and collaboration
2. Accountability & integrity
   Cultivates trust, governance and responsibility
3. Passion and Excellence
   A relentless pursuit of high performance and creative ambition
4. Innovation
   Future-ready mindset and continuous improvement
5. Discipline
   Execution, consistency and professional rigor

CEO's Message

Dear Shareholders,

HUM Network Limited's (HNL) enduring strength profoundly lies in the connection between our content and our audiences. During the year, we continued our focus on building on that strength as changing viewing habits opened new opportunities for our stories to reach wider audiences.

Regional instability, pressures in global energy markets, and rising operating costs prompted local and global advertisers to take a more cautious approach. Against this backdrop, the Company reported revenue of Rs. 6.83 billion and profit after tax of Rs. 1.20 billion, compared with Rs. 8.01 billion and Rs. 2.10 billion, respectively, in the previous year. This reinforces the importance of disciplined cost management, selective investment and careful oversight of cash flows.

The past few years have reinforced the central role of digital media in shaping our future. It enables Pakistani stories to reach audiences beyond geographical boundaries, extends the value of our content beyond its television broadcast and creates opportunities in advertising, sponsorship and licensing. With around 55 million subscribers on HUM TV's YouTube channel at year-end, our digital presence provides a strong foundation for engaging audiences in Pakistan and overseas. Though capturing this digital transition to its full potential requires a careful and disciplined approach. As audiences and advertising budgets spread across television, social media and streaming platforms, competition for attention continues to intensify. By protecting content rights, carefully managing social media platforms and translating audience engagement into sustainable income, we aim to turn this opportunity into lasting value for the Network.

Looking ahead, we will continue to invest selectively in original programming and strengthen distribution across television and digital platforms. Our established brands in entertainment, news, sports and lifestyle provide a broad base from which to serve changing audience preferences. We will continue to assess film distribution, sports rights and other business opportunities against expected returns and funding requirements, while maintaining discipline in costs and working capital.

Our commitment to education and community wellbeing remains equally important. Through the schools supported by Momina & Duraid Foundations, we continue to help improve learning environments for underprivileged children.

Current outlook calls for both confidence and caution. I remain confident in our people, our content and the strength of our brands, while recognising the economic and commercial challenges ahead. I extend my sincere gratitude to our employees, creative partners, advertisers, viewers and shareholders for their continued trust and support.

Sincerely,

Mr. Duraid Qureshi
Chief Executive Officer
HUM Network Limited

Company Information

BOARD OF DIRECTORS	
Chairperson	Ms. Sultana Siddiqui
Directors	Mr. Shunaid Qureshi Mrs. Mahtab Akbar Rashdi Mr. Ayaz Dawood Mr. Sohail Ansar Mrs. Khush Bakht Shujat Mr. Muhammad Ayub Younus Adhi
Chief Executive Officer	Mr. Duraid Qureshi
Chief Financial Officer	Mr. Muhammad Abbas Hussain
Company Secretary	Mr. Mohsin Naeem
Head of Internal Audit	Mr. Muhammad Naeem Tahir
AUDIT COMMITTEE & SUSTAINABILITY COMMITTEE	
Chairman	Mr. Sohail Ansar
Members	Mr. Shunaid Qureshi Mrs. Mahtab Akbar Rashdi
HUMAN RESOURCE AND REMUNERATION (HR&R) COMMITTEE	
Chairman	Mr. Sohail Ansar
Members	Ms. Sultana Siddiqui Mrs. Mahtab Akbar Rashdi
AUDITORS	M/s. EY Ford Rhodes Chartered Accountants 17th Floor, West Wing, Sky Tower, Block 4, Clifton, Karachi.
INTERNAL AUDITORS	M/s. KPMG Taseer Hadi & Company Chartered Accountants 1st Floor, Sheikh Sultan Trust Building No.2, Beaumont Road, Karachi
LEGAL ADVISOR	M/s. Ijaz Ahmed & Associates No.7, 11th Zamzama Street Phase-V D.H.A. Karachi.
BANKERS	Bank Alfalah Limited Faysal Bank Limited Allied Bank Limited United Bank Limited Askari Bank Limited Habib Metropoliton Bank MCB Bank Limited Barclays Bank PLC JP Morgan Chase Bank Emirates National Bank of Dubai National Bank of Pakistan The Bank of Punjab Dubai Islamic Bank Wells Fargo Bank NSRP Microfinance Bank First Women Bank
REGISTERED & HEAD OFFICE	Hum TV, Plot No. 10/11, Hassan Ali Street, Off. I.I Chundrigar Road, Karachi -74000 UAN: 111 -486-111
REGISTRAR/TRANSFER AGENT	M/s. F.D. Registrar Services (SMC-Pvt.) Ltd 17th Floor, Saima Trade Tower-A, I.I. Chundrigar Road Karachi-74000
WEBSITE	www.humnetwork.tv
PAKISTAN STOCK EXCHANGE LIMITED	HUMNL

Notice of The 22nd Annual General Meeting

Notice is hereby given that the 22nd Annual General Meeting of HUM Network Limited will be held on Wednesday, October 28, 2026 at 3:00 p.m. at Ground Floor, BRR Tower, Hassan Ali Street, Off. I.I. Chundrigar Road, Karachi as well as through video conference facility to transact the following businesses: -

Ordinary Business:

1- To confirm the minutes of the 21st Annual General Meeting held on October 27, 2025.

2- To receive, consider and adopt Annual Audited Financial Statements of the Company together with the Directors' and Auditors' Reports thereon and Chairman's Review Report for the year ended June 30, 2026 together with the Audited Consolidated Financial Statements of the Company and the Auditors' Report thereon for the year ended June 30, 2026.

The Annual Report of the Company for the year ended June 30, 2026 has been placed on the Company's website, which can be assessed from the below link and QR code: *https://humnetwork.tv/annual-financial-reports/indexs.php*

3- To declare and approve final cash dividend for the year ended June 30, 2026 @ Re. 0.5 per share i.e. 50%, as recommended by the Board of Directors. This is in addition to interim cash dividend already paid at Re. 0.5 per share i.e. 50%.

4- To appoint Auditors of the Company for the financial year ending June 30, 2027 and to fix their remuneration. The Board of Directors, on the recommendation of Audit Committee of the Company, has proposed the name of retiring auditors M/s. EY Ford Rhodes, Chartered Accountants, for their appointment as external auditors for the year ending June 30, 2027.

Any Other Business:

To transact any other business with the permission of the chair.

By Order of the Board
Sd/-
Mohsin Naeem
Company Secretary

Dated: October 07, 2026
Place: Karachi

Notes:
1. Notice of Book Closure:

The Share Transfer Books of the Company will remain closed from October 21, 2026 to October 28, 2026 (both days inclusive). Transfer received in order by our Share Registrar, M/s. F.D. Registrar Services (SMC-Pvt.) Ltd. 17th Floor, Saima Trade Tower-A, I.I. Chundrigar Road Karachi-74000 at the close of business on October 20, 2026 will be considered in time for any entitlement, as recommended by the Board of Directors and for the purpose of attending the AGM.

2. Participation in AGM Through Electronic Means

i) To ensure maximum participation in AGM, the Company has made arrangements for video-link facility to members who wish to attend the AGM through electronic means.

ii) To attend the AGM through video-link, Members are requested to register their following particulars by sending an email at mohsin.naeem@hum.tv with subject 'Video-Link Registration for HUM AGM scheduled on October 28, 2026', along with valid copy of CNIC (both sides) or passport as may be applicable.

Name of Member (s)	Folio / CDC Account Number/ CDC Participant ID	Number of Shares Held	CNIC/ Passport Number	Cell/Mobile Number	Email ID

iii) The Video link and login credentials will be shared with the Members whose email, containing all the required particulars as mentioned above, are received at the given email address before the close of business hours i.e., 05:00 p.m. on October 27, 2026.

iv) For any queries, the Members may please contact at the aforesaid email.

3. Appointment of Proxies and Attending AGM:

i) A member eligible to attend, speak and vote at the Meeting may appoint another member as his/her proxy to attend, and vote instead of him/her.

ii) A blank instrument of proxy applicable for the meeting is being provided with the notice sent to members. Further copy of the instrument of proxy can also be downloaded from the Company's website.

iii) A duly completed instrument of proxy must be deposited at the registered office not less than 48 working day hours before the time of the meeting. Attested copies of valid CNIC or the passport of the member and the Proxy shall be furnished with the Proxy Form.

iv) In case of corporate entity, the Board of Directors' Resolution / Power of Attorney with specimen signature shall be submitted with proxy form.

v) The owners of the physical shares and the shares registered in the name of Central Depository Company of Pakistan Ltd. (CDC) and / or their proxies are required to produce their original Computerized National Identity Card (CNIC) or Passport (in case of foreign nationals) for identification purpose at the time of attending the meeting.

vi). In case of attending meeting by proxy through electronic means i.e., video-link facility, Cell Number and Email Id of proxy, shall be provided on the duly signed proxy form.

4. Video-Conferencing Facility for attending AGM

If members holding ten percent of the total paid up capital, are resident in any other city, the company shall provide the facility of video-conferencing to such members for attending annual general meeting of the company, if so, required by such members in writing to the company at least seven days (7) before the date of the meeting.

The Company will intimate members regarding venue of conference facility at least 5 days before the date of general meeting along with complete information necessary to enable them to access such facility.

Consent for Video-Conferencing Facility

I/We,_____ of _____, being a member of Hum Network Limited, holder of _____ ordinary share (s) as per Register Folio/CDC Account No_____ hereby opt for video conference facility at _____, for participation at the Annual General Meeting to be held on October 28, 2026 or any adjournment thereof

_____ Date: _____

Signature of member(s)

5. Change in Members Addresses:

Members are requested to notify any changes in their addresses immediately to the Share Registrar M/s. F.D. Registrar Services (SMC-Pvt.) Ltd. 17th Floor, Saima Trade Tower-A, I.I. Chundrigar Road Karachi-74000.

6. Annual Report 2026 and Notice of AGM

The Company will provide a hard copy of the Annual Report to any member, within 7 days after the receipt of request by Company under Section 235 of the Companies Act, 2017.

7. E-Dividend Mandate (Mandatory)

Under section 242 of Companies Act, 2017 ("Act"), every listed company is required to pay dividend, if any, to their members compulsorily through electronic mode by directly crediting the same in their bank account provided by them.

In terms of SRO No. 1145(I)/2017 dated 06 November 2017. It is mandatory for the shareholders to provide their bank account details to receive their cash dividend directly into their bank accounts, failing which the company shall be bound to withhold dividend of those members who do not provide their bank details.

All members are required to provide to the Company's Share Registrar, particulars relating to name, folio number, bank account number (24-digit IBAN), title of account, complete mailing address of the bank. CDC account holders should submit their request directly to their broker (participant)/CDC. A Form is also placed on the Company's website.

8. Unclaimed Dividend / Shares

Pursuant to Section 244 of the Companies Act, 2017, any shares issued or dividend declared by the company, which remain unclaimed or unpaid for a period of three years from the date it became due and payable shall vest with the Federal Government after compliance of procedures prescribed under the Companies Act, 2017.

All valued members of the Company, who by any reason, could not claim their dividend/shares, if any, are requested to contact Company's Share Registrar, to file their claims with Company's Share Registrar for any unclaimed dividend or shares outstanding in their name.

In compliance with Section 244 of the Companies Act, 2017, after having completed the stipulated procedure, all such dividend outstanding for a period of 3 years or more from the date due and payable shall be deposited to the Federal Government in case of unclaimed dividend and in case of shares, shall be delivered to the SECP.

9. Conversion of physical shares into book-entry form

Pursuant to Section 72 of the Companies Act, 2017 every existing company shall be required to replace its physical shares with book-entry form in a manner as may be specified and from the date notified by the Commission.

The shareholders having physical shares are encouraged to convert their physical shares into book-entry form by depositing shares into Central Depository Company Pakistan Limited by opening CDC sub-account with any broker or investor accounts directly with CDC.

10.Deduction of Income Tax Under Section 150 of the Income Tax Ordinance, 2001

For cash dividend, the rates of deduction of income tax, under section 150 of the Income Tax Ordinance, 2001 are as follows:

a. Rate of tax deduction for filer of income tax returns	15%
b. Rate of tax deduction for non-filer of income tax returns	30%

In case of joint account, each holder is to be treated individually as either a filer or non-filer and tax will be deducted on the basis of shareholding of each joint holder as may be notified by the shareholder, in writing to the Company / Share Registrar. If no notification is received, each joint holder shall be assumed to have an equal number of shares.

The CNIC number / NTN detail is now mandatory and is required for checking the tax status as per the Active Taxpayers List (ATL) issued by the Federal Board of Revenue (FBR) from time to time.

11. Exemption From Deduction of Income Tax /Zakat

Members seeking exemption from deduction of income tax or are eligible for deduction at a reduced rate are requested to submit a valid tax withholding exemption certificate or necessary documentary evidence for this purpose. Members desiring non-deduction of zakat are also requested to submit a valid declaration for non-deduction of zakat. CDC account holders are requested to submit their declaration for non-deduction of zakat to the relevant member stock exchange or to CDC if maintaining CDC investor account.

12. Prohibition on Grant of Gifts to Shareholders

In compliance with section 185 of the Companies Act, 2017 and SRO 452(I)/2025 dated March 17, 2025 issued by SECP, no gifts in any form or manner, shall be distributed to shareholders at the Annual General Meeting.

۲۲واں سالانہ اجلاس عام نوٹس

بذریعہ ہذا اطلاع دی جاتی ہے کہ ہم نیٹ ورک لمیٹڈ کا ۲۲واں سالانہ اجلاس عام بروز بدھ، ۲۸ اکتوبر ۲۰۲۶ کو سہ پہر ۳:۰۰ بجے گراؤنڈ فلور، بی آر آر ٹاور، حسن علی اسٹریٹ، آئی آئی چندریگر روڈ کے قریب، کراچی میں، نیز ویڈیو کانفرنس کی سہولت کے ذریعے، درج ذیل امور کی انجام دہی کے لیے منعقد ہوگا۔

معمول کے امور:

۱۔ ۲۷ اکتوبر ۲۰۲۵ کو منعقدہ ۲۱ویں سالانہ اجلاس عام کی کارروائی کی توثیق کرنا۔

۲۔ ۳۰ جون ۲۰۲۶ کو ختم ہونے والے سال کے لیے کمپنی کے سالانہ آڈٹ شدہ مالی گوشوارے، ان پر ڈائریکٹرز اور آڈیٹرز کی رپورٹس اور چیئرپرسن کی جائزہ رپورٹ، نیز ۳۰ جون ۲۰۲۶ کو ختم ہونے والے سال کے لیے کمپنی کے آڈٹ شدہ یکجا مالی گوشوارے اور ان پر آڈیٹرز کی رپورٹ وصول کرنا، ان پر غور کرنا اور انہیں منظور کرنا۔

۳۰ جون ۲۰۲۶ کو ختم ہونے والے سال کی کمپنی کی سالانہ رپورٹ کمپنی کی ویب سائٹ پر موجود ہے، جس تک درج ذیل لنک اور کیو آر کوڈ کے ذریعے رسائی حاصل کی جاسکتی ہے۔ https://humnetwork.tv/annual-financial-reports/indexs.php

۳۔ بورڈ آف ڈائریکٹرز کی سفارش کے مطابق، ۳۰ جون ۲۰۲۶ کو ختم ہونے والے سال کے لیے فی حصص ۰.۵ روپے، یعنی ۵۰%، حتمی نقد منافع کا اعلان کرنا اور اسے منظور کرنا۔ یہ فی حصص ۰.۵ روپے، یعنی ۵۰%، کے اس عبوری نقد منافع کے علاوہ ہے جو پہلے ہی ادا کیا جاچکا ہے۔

۴۔ ۳۰ جون ۲۰۲۷ کو ختم ہونے والے مالی سال کے لیے کمپنی کے آڈیٹرز کا تقرر کرنا اور ان کا معاوضہ مقرر کرنا۔ کمپنی کی آڈٹ کمیٹی کی سفارش پر بورڈ آف ڈائریکٹرز نے سبکدوش ہونے والے آڈیٹرز، میسرز ای وائی فورڈ روڈز، چارٹرڈ اکاؤنٹنٹس، کو ۳۰ جون ۲۰۲۷ کو ختم ہونے والے سال کے لیے بیرونی آڈیٹرز کے طور پر مقرر کرنے کی تجویز دی ہے۔

دیگر امور:

صدرِ اجلاس کی اجازت سے کسی بھی دیگر امر کی انجام دہی۔

بحکم بورڈ
محسن نعیم
کمپنی سیکریٹری

دستخط شدہ
کراچی مورخہ: ۰۷ اکتوبر ۲۰۲۶ء

وضاحتی نکات:

۱۔ حصص کی منتقلی کے رجسٹر کی بندش کا نوٹس

کمپنی کے حصص کی منتقلی کے رجسٹر ۲۱ اکتوبر ۲۰۲۶ سے ۲۸ اکتوبر ۲۰۲۶ تک بند رہیں گے، اور دونوں دن شامل ہوں گے۔ ہمارے شیئر رجسٹرار، میسرز ایف ڈی رجسٹرار سروسز (ایس ایم سی پرائیویٹ) لمیٹڈ، ۱۷ویں منزل، صائمہ ٹریڈ ٹاور اے، آئی آئی چندریگر روڈ، کراچی ۷۴۰۰۰، کو ۲۰ اکتوبر ۲۰۲۶ کو کاروباری اوقات کے اختتام تک موصول ہونے والی مکمل اور درست منتقلیاں، بورڈ آف ڈائریکٹرز کی سفارش کردہ کسی بھی استحقاق اور سالانہ اجلاس عام میں شرکت کے لیے بروقت تصور کی جائیں گی۔

۲۔ برقی ذرائع سے سالانہ اجلاس عام میں شرکت

۱) سالانہ اجلاس عام میں زیادہ سے زیادہ شرکت یقینی بنانے کے لیے کمپنی نے ان ارکان کے لیے ویڈیو لنک کی سہولت کا انتظام کیا ہے جو برقی ذرائع سے اجلاس میں شرکت کرنا چاہتے ہیں۔

۲) ویڈیو لنک کے ذریعے سالانہ اجلاس عام میں شرکت کے لیے ارکان سے درخواست ہے کہ اپنے درج ذیل کوائف، حسب اطلاق کارآمد کمپیوٹرائزڈ قومی شناختی کارڈ کی نقل (دونوں جانب) یا پاسپورٹ کی نقل کے ساتھ، mohsin.naeem@hum.tv پر ای میل بھیج کر رجسٹر کرائیں۔ ای میل کا عنوان یہ ہو: ۲۸ اکتوبر ۲۰۲۶ء کو مقررہ ہم نیٹ ورک کے سالانہ اجلاس عام کے لیے ویڈیو لنک رجسٹریشن۔

ممبر کا نام	فولیو/سی ڈی سی اکاؤنٹ نمبر/سی ڈی سی شراکتی آئی ڈی	حامل شیئرز کی تعداد	شناختی کارڈ/ پاسپورٹ نمبر	سیل/موبائل فون نمبر	ای میل آئی ڈی

۳) ویڈیو لنک اور لاگ ان کی تفصیلات ان ارکان کو فراہم کی جائیں گی جن کی ای میل، مذکورہ تمام مطلوبہ کوائف سمیت، دیے گئے ای میل پتے پر ۲۷ اکتوبر ۲۰۲۶ کو کاروباری اوقات کے اختتام، یعنی شام ۰۰:۰۵ بجے، سے پہلے موصول ہو جائے۔

۴) کسی بھی استفسار کے لیے ارکان مذکورہ ای میل پتے پر رابطہ کر سکتے ہیں۔

۳۔ نمائندوں کی تقرری اور سالانہ اجلاس عام میں شرکت

۱) اجلاس میں شرکت، گفتگو اور ووٹ دینے کا اہل رکن اپنی جگہ شرکت اور ووٹ دینے کے لیے کسی دوسرے رکن کو اپنا نمائندہ مقرر کر سکتا ہے۔

۲) اجلاس کے لیے قابلِ استعمال نمائندگی کا خالی فارم ارکان کو بھیجے گئے نوٹس کے ساتھ فراہم کیا جا رہا ہے۔ نمائندگی کے فارم کی مزید نقل کمپنی کی ویب سائٹ سے بھی ڈاؤن لوڈ کی جا سکتی ہے۔

۳) نمائندگی کا مکمل پُر کیا ہوا فارم اجلاس کے وقت سے کم از کم ۴۸ گھنٹے پہلے، کام کے دنوں کے حساب سے، رجسٹرڈ دفتر میں جمع کرانا ضروری ہے۔ رکن اور نمائندے کے کارآمد قومی شناختی کارڈ یا پاسپورٹ کی مصدقہ نقول نمائندگی کے فارم کے ساتھ فراہم کی جائیں۔

۴) کسی کارپوریٹ ادارے کی صورت میں بورڈ آف ڈائریکٹرز کی قرارداد/ مختار نامہ، نمونہ، دستخط کے ساتھ، نمائندگی کے فارم کے ہمراہ جمع کرایا جائے۔

۵) مادی صورت میں حصص رکھنے والے افراد، سینٹرل ڈپازٹری کمپنی آف پاکستان لمیٹڈ (سی ڈی سی) کے نام پر رجسٹرڈ حصص کے مالکان اور/ یا ان کے نمائندوں کو اجلاس میں شرکت کے وقت شناخت کے لیے اپنا اصل کمپیوٹرائزڈ قومی شناختی کارڈ یا، غیر ملکی شہریوں کی صورت میں، پاسپورٹ پیش کرنا ہوگا۔

۶) برقی ذرائع، یعنی ویڈیو لنک کی سہولت، کے ذریعے نمائندے کی اجلاس میں شرکت کی صورت میں، نمائندے کا موبائل نمبر اور ای میل پتہ باقاعدہ دستخط شدہ نمائندگی کے فارم پر درج کیا جائے۔

۴۔ سالانہ اجلاس عام میں شرکت کے لیے ویڈیو کانفرنس کی سہولت

اگر کل ادا شدہ سرمائے کا ۱۰ فیصد رکھنے والے ارکان کسی دوسرے شہر میں مقیم ہوں تو کمپنی ایسے ارکان کو اپنے سالانہ اجلاس عام میں شرکت کے لیے ویڈیو کانفرنس کی سہولت فراہم کرے گی، بشرطیکہ وہ اجلاس کی تاریخ سے کم از کم ۷ دن (۷) پہلے تحریری طور پر کمپنی سے اس سہولت کی درخواست کریں۔

کمپنی اجلاس عام کی تاریخ سے کم از کم ۵ دن پہلے ارکان کو ویڈیو کانفرنس کی سہولت کے مقام سے آگاہ کرے گی اور اس سہولت تک رسائی کے لیے ضروری مکمل معلومات بھی فراہم کرے گی۔

ویڈیو کانفرنس کی سہولت کے لیے رضامندی

میں/ہم، _____، ساکن _____، ہم نیٹ ورک لمیٹڈ کے رکن کی حیثیت سے، رجسٹر فولیو/سی ڈی سی اکاؤنٹ نمبر _____ کے مطابق _____ عام حصص کا مالک/ مالکان ہوں/ ہیں اور ۲۸ اکتوبر ۲۰۲۶ کو منعقد ہونے والے سالانہ اجلاس عام یا اس کے کسی ملتوی شدہ اجلاس میں شرکت کے لیے _____ میں ویڈیو کانفرنس کی سہولت اختیار کرتا/کرتی/کرتے ہوں/ ہیں۔

رکن یا ارکان کے دستخط _____ تاریخ: _____

۵۔ ارکان کے پتوں میں تبدیلی

ارکان سے درخواست ہے کہ اپنے پتوں میں کسی بھی تبدیلی سے فوری طور پر شیئر رجسٹرار، میسرز ایف ڈی رجسٹرار سروسز (ایس ایم سی پرائیویٹ) لمیٹڈ، ۱۷ویں منزل، صائمہ ٹریڈ ٹاور اے، آئی آئی چندریگر روڈ، کراچی ۷۴۰۰۰، کو آگاہ کریں۔

۶۔ سالانہ رپورٹ ۲۰۲۶ اور سالانہ اجلاس عام کا نوٹس

کمپنیز ایکٹ ۲۰۱۷ کی دفعہ ۲۳۵ کے تحت کمپنی کسی بھی رکن کی درخواست موصول ہونے کے بعد ۷ دن کے اندر اسے سالانہ رپورٹ کی مطبوعہ نقل فراہم کرے گی۔

۷۔ منافعِ حصص کی برقی ادائیگی کی ہدایت لازمی

کمپنیز ایکٹ ۲۰۱۷ (ایکٹ) کی دفعہ ۲۴۲ کے تحت ہر لسٹڈ کمپنی کے لیے لازم ہے کہ وہ اپنے ارکان کو منافعِ حصص، اگر کوئی ہو، لازماً برقی ذرائع سے، ان کے فراہم کردہ بینک کھاتوں میں براہِ راست جمع کر کے ادا کرے۔ ۰۶ نومبر ۲۰۱۷ کے ایس آر او نمبر ۱۱۴۵ (آئی)/۲۰۱۷ کے مطابق حصص داروں کے لیے ضروری ہے کہ وہ اپنا نقد منافعِ حصص براہِ راست بینک کھاتوں میں وصول کرنے کے لیے اپنے بینک کھاتوں کی تفصیلات فراہم کریں۔ بصورتِ دیگر کمپنی ان ارکان کا منافعِ حصص روکنے کی پابند ہوگی جو اپنے بینک کی تفصیلات فراہم نہیں کرتے۔

تمام ارکان کو کمپنی کے شیئر رجسٹرار کو اپنا نام، فولیو نمبر، بینک اکاؤنٹ نمبر (۲۴ ہندسوں پر مشتمل آئی بین)، کھاتے کا عنوان اور بینک کا مکمل ڈاک پتا فراہم کرنا ضروری ہے۔ سی ڈی سی اکاؤنٹ رکھنے والے افراد اپنی درخواست براہِ راست اپنے بروکر (شریک ادارے)/سی ڈی سی کو جمع کرائیں۔ متعلقہ فارم کمپنی کی ویب سائٹ پر بھی دستیاب ہے۔

۸۔ غیر دعویٰ شدہ منافعِ حصص اور حصص

کمپنیز ایکٹ ۲۰۱۷ کی دفعہ ۲۴۴ کے مطابق کمپنی کے جاری کردہ ایسے حصص یا اعلان کردہ ایسا منافعِ حصص، جو واجب الادا اور قابلِ ادائیگی ہونے کی تاریخ سے ۳ سال تک غیر دعویٰ شدہ یا غیر ادا شدہ رہے کمپنیز ایکٹ ۲۰۱۷ کے تحت مقررہ طریق کار کی تعمیل کے بعد وفاقی حکومت کی ملکیت میں منتقل ہو جائے گا۔

کمپنی کے تمام معزز ارکان، جو کسی بھی وجہ سے اپنے منافعِ حصص یا حصص، اگر کوئی ہوں، کا دعویٰ نہیں کر سکے، سے درخواست ہے کہ اپنے نام پر موجود کسی بھی غیر دعویٰ شدہ منافعِ حصص یا حصص کے لیے کمپنی کے شیئر رجسٹرار سے رابطہ کریں اور اپنا دعویٰ جمع کرائیں۔

کمپنیز ایکٹ ۲۰۱۷ کی دفعہ ۲۴۴ کی تعمیل میں، مقررہ طریق کار مکمل کرنے کے بعد، واجب الادا اور قابلِ ادائیگی ہونے کی تاریخ سے ۳ سال یا اس سے زائد مدت تک غیر دعویٰ شدہ رہنے والا تمام منافعِ حصص وفاقی حکومت کو جمع کرایا جائے گا، جبکہ ایسے حصص سیکیورٹیز اینڈ ایکسچینج کمیشن آف پاکستان (ایس ای سی پی) کے حوالے کیے جائیں گے۔

۹۔ مادی حصص کی برقی اندراج کی صورت میں تبدیلی

کمپنیز ایکٹ ۲۰۱۷ کی دفعہ ۷۲ کے مطابق ہر موجودہ کمپنی کو کمیشن کے مقرر کردہ طریقے اور اس کی جانب سے اعلان کردہ تاریخ سے اپنے مادی حصص کو برقی اندراج کی صورت میں تبدیل کرنا ہوگا۔

مادی حصص رکھنے والے حصص داروں کی حوصلہ افزائی کی جاتی ہے کہ وہ کسی بروکر کے ذریعے سی ڈی سی ذیلی اکاؤنٹ یا براہِ راست سی ڈی سی میں سرمایہ کار اکاؤنٹ کھول کر اپنے حصص سینٹرل ڈپازٹری کمپنی آف پاکستان لمیٹڈ میں جمع کرائیں اور انہیں برقی اندراج کی صورت میں تبدیل کریں۔

۱۰۔ انکم ٹیکس آرڈیننس ۲۰۰۱ کی دفعہ ۱۵۰ کے تحت انکم ٹیکس کی کٹوتی

نقد منافعِ حصص پر انکم ٹیکس آرڈیننس ۲۰۰۱ کی دفعہ ۱۵۰ کے تحت انکم ٹیکس کی کٹوتی کی شرحیں درج ذیل ہیں۔

الف۔ انکم ٹیکس گوشوارے جمع کرانے والے افراد کے لیے ٹیکس کی کٹوتی کی شرح	۱۵٪
ب۔ انکم ٹیکس گوشوارے جمع نہ کرانے والے افراد کے لیے ٹیکس کی کٹوتی کی شرح	۳۰٪

مشترکہ کھاتے کی صورت میں ہر حصص دار کو انفرادی طور پر فائلر یا نان فائلر تصور کیا جائے گا، اور ٹیکس ہر مشترکہ حصص دار کی حصص کی ملکیت کی بنیاد پر کاٹا جائے گا، جس کی تفصیلات حصص دار تحریری طور پر کمپنی/شیئر رجسٹرار کو فراہم کرے گا۔ اگر ایسی کوئی اطلاع موصول نہ ہو تو ہر مشترکہ حصص دار کے حصص کی تعداد برابر تصور کی جائے گی۔

قومی شناختی کارڈ نمبر/قومی ٹیکس نمبر کی تفصیلات اب لازمی ہیں اور فیڈرل بورڈ آف ریونیو (ایف بی آر) کی وقتاً فوقتاً جاری کردہ فعال ٹیکس دہندگان کی فہرست (اے ٹی ایل) کے مطابق ٹیکس کی حیثیت کی جانچ کے لیے درکار ہیں۔

۱۱۔ انکم ٹیکس اور زکوٰۃ کی کٹوتی سے استثنا

انکم ٹیکس کی کٹوتی سے استثنا کے خواہش مند یا کم شرح پر کٹوتی کے اہل ارکان سے درخواست ہے کہ اس مقصد کے لیے کارآمد ٹیکس کٹوتی سے استثنا کا سرٹیفکیٹ یا ضروری دستاویزی ثبوت جمع کرائیں۔ زکوٰۃ کی کٹوتی نہ کرانے کے خواہش مند ارکان بھی زکوٰۃ کی عدم کٹوتی کا کارآمد اقرار نامہ جمع کرائیں۔ سی ڈی سی اکاؤنٹ رکھنے والے ارکان زکوٰۃ کی عدم کٹوتی کا اقرار نامہ اسٹاک ایکسچینج کے متعلقہ رکن کے پاس جمع کرائیں یا، اگر سی ڈی سی سرمایہ کار اکاؤنٹ رکھتے ہوں، تو سی ڈی سی کو جمع کرائیں۔

۱۲۔ حصص داروں کو تحائف دینے کی ممانعت

کمپنیز ایکٹ ۲۰۱۷ کی دفعہ ۱۸۵ اور ایس ای سی پی کے جاری کردہ ۱۷ مارچ ۲۰۲۵ کے ایس آر او ۴۵۲ (آئی)/۲۰۲۵ کی تعمیل میں سالانہ اجلاس عام میں حصص داروں کو کسی بھی صورت یا طریقے سے تحائف تقسیم نہیں کیے جائیں گے۔

Pattern Of Share Holding

As At June 30, 2026

Number Of Shareholders	Shareholding Slab From		To	Total Shares Held
1454	1	-	100	46,790
878	101	-	500	271,625
726	501	-	1000	593,603
1559	1001	-	5000	4,246,874
681	5001	-	10000	5,453,831
336	10001	-	15000	4,221,479
197	15001	-	20000	3,653,536
186	20001	-	25000	4,387,533
91	25001	-	30000	2,560,025
57	30001	-	35000	1,887,233
52	35001	-	40000	1,992,245
42	40001	-	45000	1,794,743
103	45001	-	50000	5,085,348
23	50001	-	55000	1,215,376
27	55001	-	60000	1,590,362
16	60001	-	65000	1,005,206
25	65001	-	70000	1,722,481
19	70001	-	75000	1,400,966
10	75001	-	80000	793,560
7	80001	-	85000	577,120
13	85001	-	90000	1,163,900
8	90001	-	95000	742,762
68	95001	-	100000	6,777,926
10	100001	-	105000	1,039,255
8	105001	-	110000	860,401
11	110001	-	115000	1,245,184
11	115001	-	120000	1,306,748
8	120001	-	125000	995,435
4	125001	-	130000	511,164
2	130001	-	135000	262,611
10	135001	-	140000	1,391,500
2	140001	-	145000	287,019
19	145001	-	150000	2,842,500
1	150001	-	155000	152,000
6	155001	-	160000	947,915
3	160001	-	165000	487,759
3	165001	-	170000	506,000
4	170001	-	175000	700,000
6	175001	-	180000	1,075,148
3	180001	-	185000	546,597
2	185001	-	190000	380,000
5	190001	-	195000	964,200
29	195001	-	200000	5,800,000
4	200001	-	205000	812,007

Number Of Shareholders	Shareholding Slab From		To	Total Shares Held
2	205001	-	210000	416,000
2	210001	-	215000	426,440
1	215001	-	220000	215,693
2	220001	-	225000	450,000
2	225001	-	230000	452,100
1	235001	-	240000	240,000
8	245001	-	250000	2,000,000
4	250001	-	255000	1,005,042
1	255001	-	260000	260,000
1	260001	-	265000	265,000
2	265001	-	270000	539,140
3	270001	-	275000	822,751
1	285001	-	290000	287,000
1	290001	-	295000	291,600
9	295001	-	300000	2,690,499
1	300001	-	305000	301,200
2	305001	-	310000	616,817
2	310001	-	315000	624,446
2	315001	-	320000	640,000
1	320001	-	325000	323,292
1	330001	-	335000	334,500
1	335001	-	340000	340,000
2	340001	-	345000	684,200
9	345001	-	350000	3,150,000
2	355001	-	360000	720,000
3	360001	-	365000	1,089,497
2	370001	-	375000	747,313
1	380001	-	385000	380,926
2	385001	-	390000	779,425
3	390001	-	395000	1,179,958
3	395001	-	400000	1,195,964
1	400001	-	405000	405,000
2	405001	-	410000	817,983
1	430001	-	435000	435,000
1	445001	-	450000	450,000
2	455001	-	460000	916,000
1	460001	-	465000	461,509
1	465001	-	470000	468,793
1	475001	-	480000	475,001
1	480001	-	485000	481,767
12	495001	-	500000	6,000,000
1	505001	-	510000	505,902
2	510001	-	515000	1,028,600
1	515001	-	520000	520,000

Number Of Shareholders	Shareholding Slab From		To	Total Shares Held
2	520001	-	525000	1,048,000
1	525001	-	530000	527,000
1	535001	-	540000	536,537
2	550001	-	555000	1,109,169
1	565001	-	570000	565,970
7	595001	-	600000	4,200,000
1	625001	-	630000	629,998
1	660001	-	665000	665,000
1	670001	-	675000	672,600
1	675001	-	680000	680,000
1	690001	-	695000	694,819
1	695001	-	700000	700,000
1	725001	-	730000	730,000
3	745001	-	750000	2,250,000
1	760001	-	765000	761,519
1	770001	-	775000	775,000
3	795001	-	800000	2,400,000
1	800001	-	805000	802,000
1	825001	-	830000	827,500
1	830001	-	835000	831,364
1	835001	-	840000	840,000
1	880001	-	885000	880,066
2	900001	-	905000	1,803,827
2	905001	-	910000	1,818,000
1	945001	-	950000	946,010
1	950001	-	955000	954,000
1	980001	-	985000	983,488
4	995001	-	1000000	4,000,000
1	1015001	-	1020000	1,020,000
1	1110001	-	1115000	1,115,000
1	1125001	-	1130000	1,129,500
1	1145001	-	1150000	1,150,000
1	1150001	-	1155000	1,155,000
1	1180001	-	1185000	1,182,400
1	1220001	-	1225000	1,220,472
1	1300001	-	1305000	1,302,196
1	1395001	-	1400000	1,400,000
1	1420001	-	1425000	1,420,500
1	1450001	-	1455000	1,454,477
1	1495001	-	1500000	1,500,000
1	1625001	-	1630000	1,627,895
1	1670001	-	1675000	1,670,142
1	1745001	-	1750000	1,750,000
1	1750001	-	1755000	1,750,100

Number Of Shareholders	Shareholding Slab From		To	Total Shares Held
1	1785001	-	1790000	1,789,940
1	1815001	-	1820000	1,818,744
1	1965001	-	1970000	1,970,000
1	1980001	-	1985000	1,984,500
1	1990001	-	1995000	1,993,677
1	2495001	-	2500000	2,500,000
1	2515001	-	2520000	2,520,000
1	2540001	-	2545000	2,541,002
1	2715001	-	2720000	2,720,000
1	2795001	-	2800000	2,800,000
1	2860001	-	2865000	2,863,476
1	2995001	-	3000000	3,000,000
2	3045001	-	3050000	6,097,234
1	3295001	-	3300000	3,300,000
1	3600001	-	3605000	3,601,800
1	3790001	-	3795000	3,791,000
1	5670001	-	5675000	5,675,000
1	6365001	-	6370000	6,367,200
1	6680001	-	6685000	6,680,559
1	7495001	-	7500000	7,500,000
1	8125001	-	8130000	8,126,269
1	8440001	-	8445000	8,443,771
1	8550001	-	8555000	8,550,271
1	10295001	-	10300000	10,300,000
1	10400001	-	10405000	10,400,270
1	10590001	-	10595000	10,591,195
1	11485001	-	11490000	11,485,112
1	12895001	-	12900000	12,900,000
1	21995001	-	22000000	22,000,000
1	25940001	-	25945000	25,942,867
1	34295001	-	34300000	34,298,531
1	77275001	-	77280000	77,275,820
1	116315001	-	116320000	116,317,500
1	537640001	-	537645000	537,642,388
6929				**1,134,000,000**

Additional Information
as of June 30, 2026

Shareholders' Category	Shareholders	Shares held	Percentage
Directors, heir Spouse(s) and Minor Children			
Mr. Duraid Qureshi	2	537,642,400	47.41
Ms. Sultana Siddiqui	3	99,275,832	8.75
Ms. Momina Duraid Qureshi	1	116,317,500	10.26
Mr. Shunaid Qureshi	2	4,338,744	0.38
Mr. Ayaz Dawood	1	80,388	0.01
Mr. Muhammad Ayub	1	12,000	0.00
Mr. Sohail Ansar	1	1,200	0.00
Mr. Mehtab Akbar Rashdi	1	12	0.00
Mrs. Khush Bakht Shujaat	1	12	0.00
Associated Companies, Undertakings and related parties	-	-	-
Executives	-	-	-
Public Sector Companies and Corporations	-	-	-
Banks, Development Finance Institutions, Non-Banking Finance Companies, Insurance, Takaful, Modaraba and Pension Funds	4	41,145,765	3.63
Mutual Funds	13	43,156,997	3.81
General Public			
a. Local	6831	215,777,729	19.03
b. Foreign	3	13,930	0.00
Foreign Companies	1	1,182,400	0.10
Others	64	75,055,091	6.62
Total	**6929**	**1,134,000,000**	**100.00**

Shareholders holding 10% or more voting interest	Share Held	Percentage
Mr. Duraid Qureshi	537,642,400	47.41
Ms. Momina Duraid Qureshi	116,317,500	10.26

Corporate Calendar

MEETINGS	DATE
Audit Committee Meeting to consider and recommend the annual audited accounts of the Company for the year ended June 30, 2025	Oct 02, 2025
Board of Directors Meeting to consider and approve the annual audited accounts of the Company for the year ended June 30, 2025	Oct 02, 2025
21st Annual General Meeting to consider and approve accounts of the Company for the year ended June 30, 2025	Oct 27, 2025
Corporate Briefing session for the year 2025	Oct 27, 2025
Audit Committee Meeting to consider accounts of the Company for the Quarter ended September 30, 2025	Oct 28, 2025
Board of Directors Meeting to consider accounts of the Company for the Quarter ended September 30, 2025	Oct 28, 2025
Audit Committee Meeting to consider accounts of the Company for the half year ended December 31, 2025	Feb 11, 2026
Board of Directors Meeting to consider accounts of the Company for the half year ended December 31, 2025	Feb 11, 2026
Human Resource and Remuneration Committee Meeting to consider and discuss employees and remuneration matters	April 30, 2026
Audit Committee Meeting to consider accounts of the Company for the Quarter ended March 31, 2026	April 30, 2026
Board of Directors Meeting to consider accounts of the Company for the Quarter ended March 31, 2026	April 30, 2026

Gender Pay Gap Statement Under Circular 10 Of 2024

Following is gender pay gap calculated for the year ended June 30, 2026

i. Mean Gender Pay Gap = -5.97%

ii. Median Gender Pay Gap = -13.03%

Duraid Qureshi
CEO

Six Years At A Glance

Key Financial Data

OPERATING DATA

	2021	2022	2023	2024	2025	2026
Revenue-Net	4,327,326,066	6,018,969,888	6,825,586,346	8,307,666,130	8,012,805,226	6,831,723,999
Cost of production	(2,766,997,559)	(3,454,551,987)	(3,540,102,628)	(4,004,008,656)	(4,180,199,145)	(4,360,767,573)
Transmission Cost	(90,436,188)	(100,165,940)	(126,696,002)	(121,164,257)	(133,140,717)	(131,623,188)
Gross profit	1,469,892,319	2,464,251,961	3,158,787,716	4,182,493,217	3,699,465,364	2,339,333,238
PROFIT AFTER TAXATION						
Profit before taxation	1,107,143,492	1,514,839,878	2,439,816,835	2,927,073,108	2,201,012,470	932,360,054
Taxation	(92,746,807)	(150,934,865)	(290,578,261)	(316,481,351)	(98,025,832)	270,089,758
Profit after taxation	1,014,396,685	1,363,905,013	2,149,238,574	2,610,591,757	2,102,986,638	1,202,449,812

Financial Ratios

	2021	2022	2023	2024	2025	2026
Current Ratios	3.40	3.11	6.43	8.77	8.51	4.92
Quick ratio	3.38	3.10	6.41	8.75	8.50	4.92
Debt/ Equity Ratio	0.18	0.09	0.02	0.02	0.01	0.14
Cash Available per share- Rs. (Re-stated)*	0.31	0.74	0.39	0.66	0.42	0.71
Return on equity - %	24.96	26.76	29.66	26.49	17.58	9.55
Share Price per share - Rs.	8.02	7.12	5.84	10.26	12.47	11.17
Break-up value per share - Rs. (Re-stated)*	3.58	4.49	6.39	8.69	10.55	11.11
Gross Profit to Sales - %	33.97	40.94	46.28	50.34	46.17	34.24
Cost of Production To Sales- %	63.94	57.39	51.87	48.20	52.17	63.83
Administrative Expenses to Sales - %	11.80	9.70	12.97	11.92	14.64	16.26
Net profit to Sales - %	23.44	22.66	31.49	31.42	26.25	17.60
Interest Cover - number of times	12.14	21.65	53.97	83.13	66.33	8.72
Debtors Turnover (number of days)	157	127	132	126	119	122
Price earning ratio (Re-stated)*	8.97	5.92	3.08	4.46	6.72	10.53
Turn Over to Total Asset Ratio	0.82	0.91	1.14	0.77	0.61	0.46
Earnings per share Rs. (Re-stated)*	0.89	1.20	1.90	2.30	1.85	1.06

* Calculated using 1,134,000,000

Graphical Presentation

Analysis of Statement of Financial Position and Profit or Loss Account

Assets

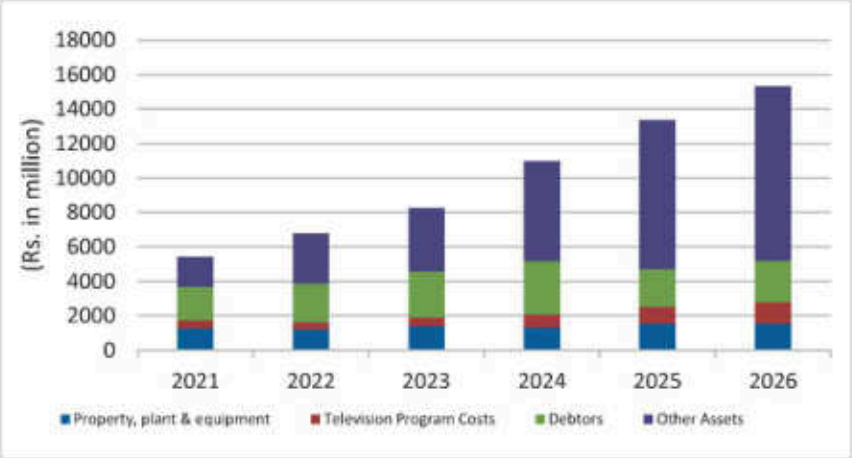

Equity & Liabilities

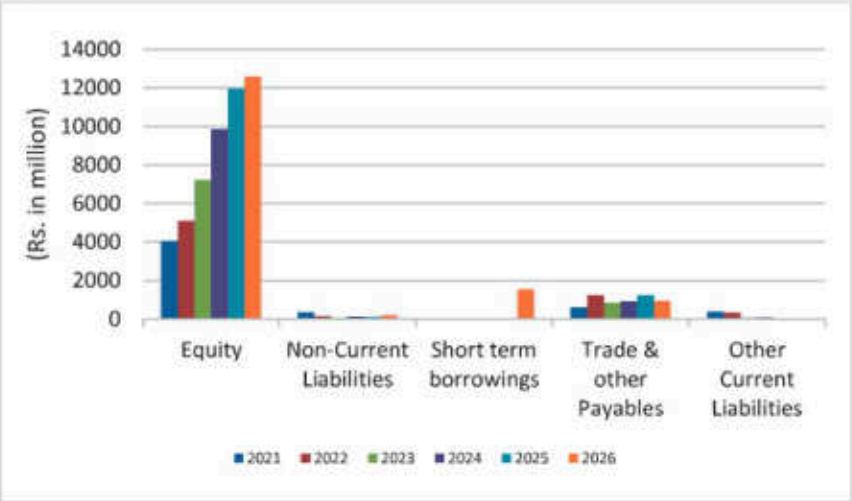

Sales and Cost of Sales

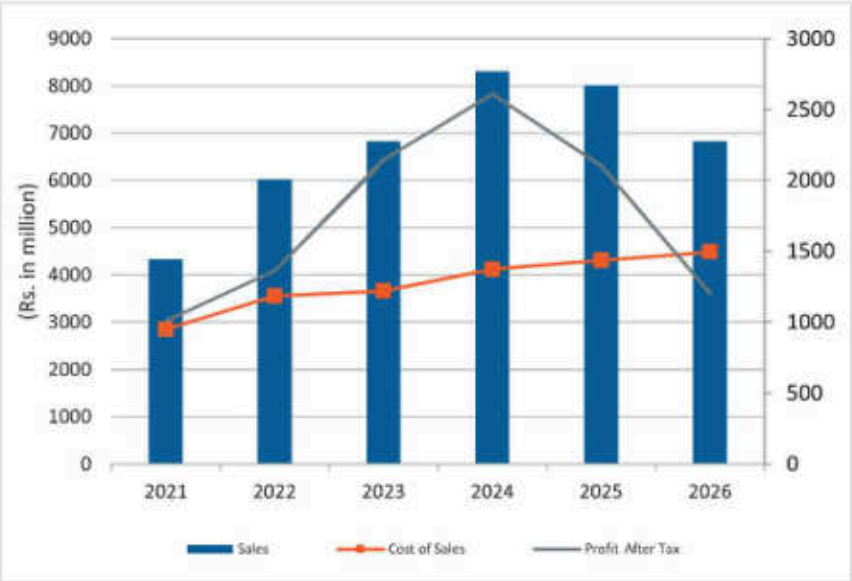

Break-up of revenue streams

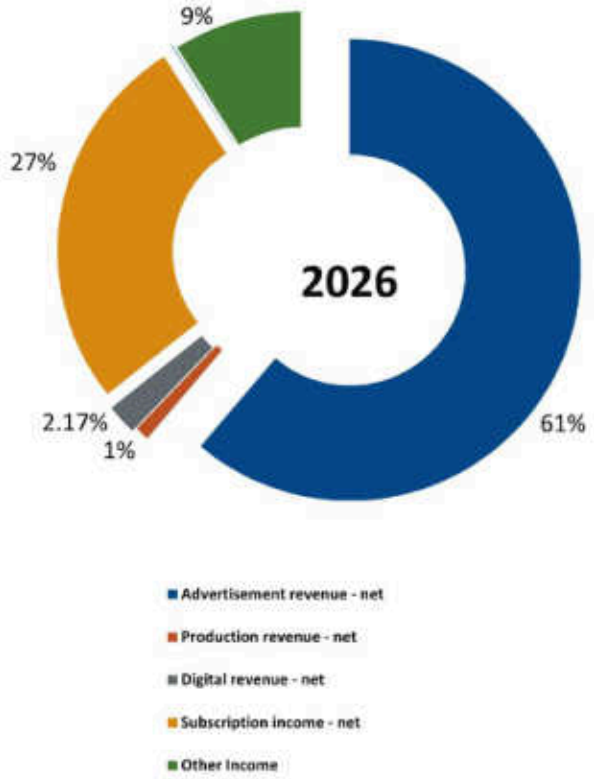

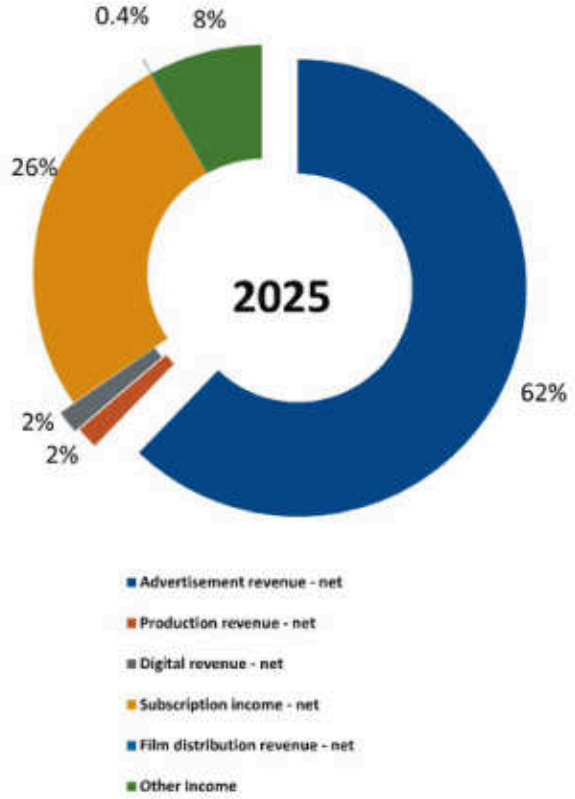

Cost and expense breakup

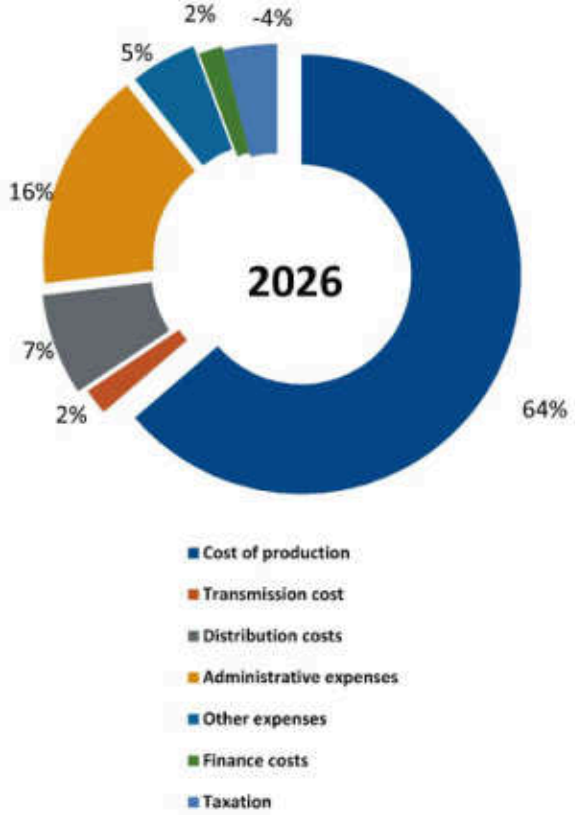

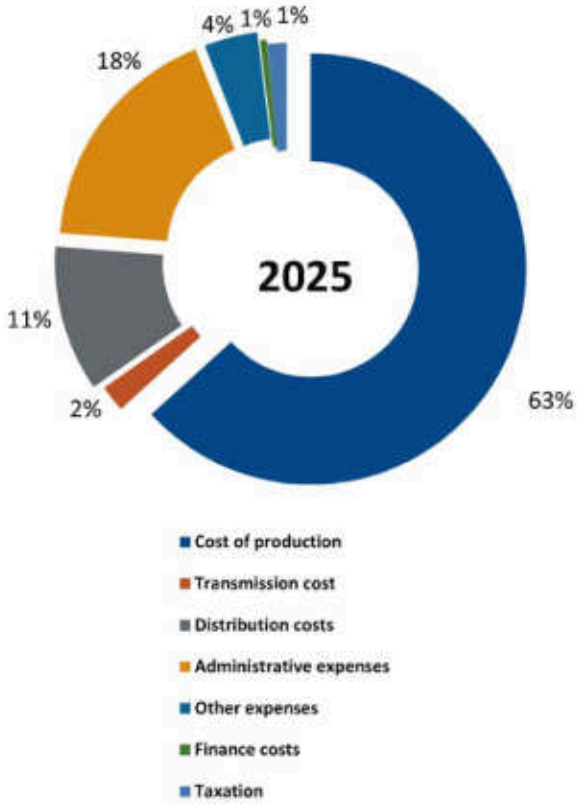

Net Revenue

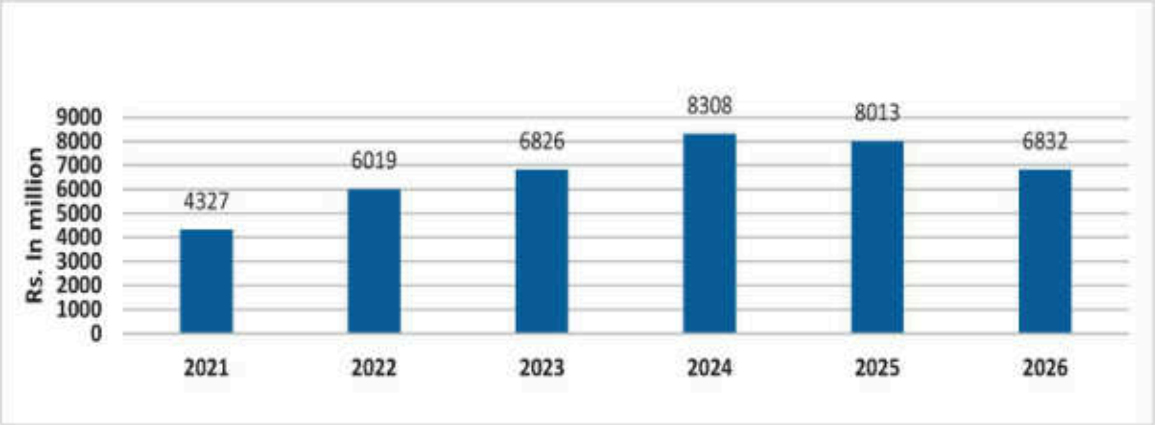

Current Ratio

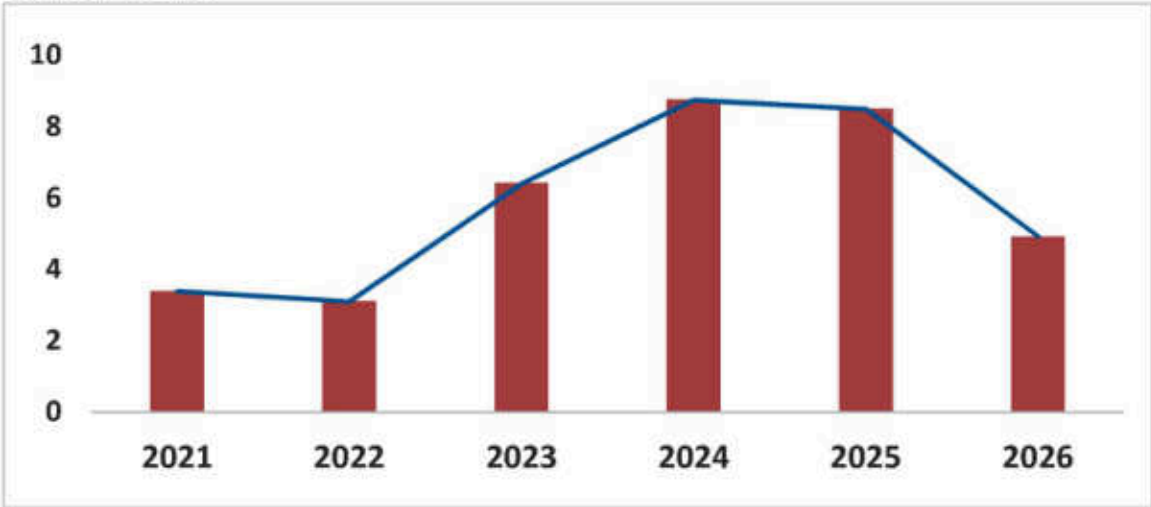

Profit After Tax

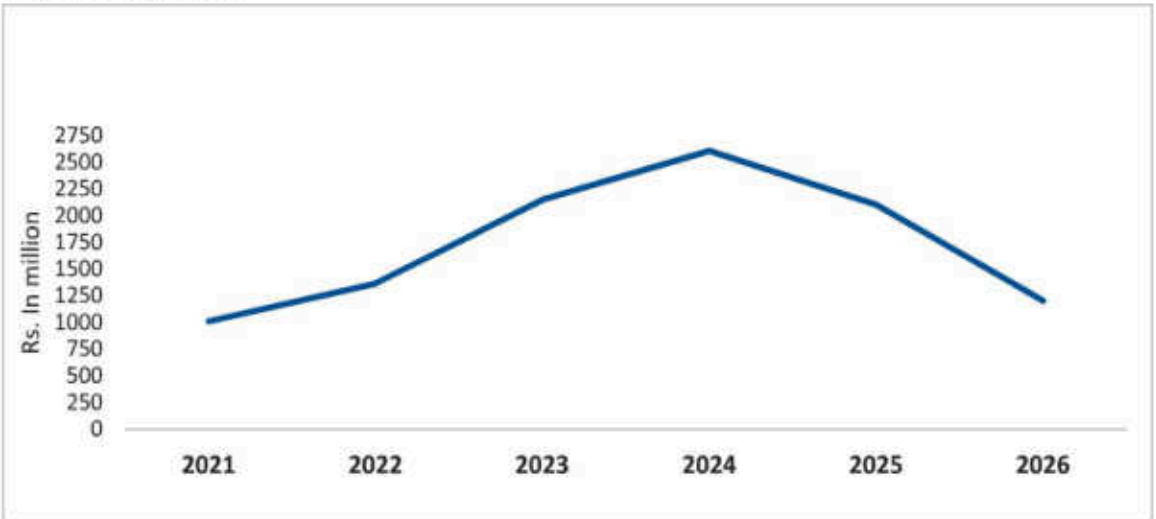

EY

Building a better working world

Independent Auditors' Review Report

To the members of HUM Network Limited

Review Report on the Statement of Compliance contained in the Listed Companies (Code of Corporate Governance) Regulations, 2019

We have reviewed the enclosed Statement of Compliance with the Listed Companies (Code of Corporate Governance) Regulations, 2019 (the Regulations) prepared by the Board of Directors of HUM Network Limited (the Company) for the year ended 30 June 2026 in accordance with the requirements of Regulation 36 of the Regulations.

The responsibility for compliance with the Regulations is that of the Board of Directors of the Company. Our responsibility is to review whether the Statement of Compliance reflects the status of the Company's compliance with the provisions of the Regulations and report if it does not and to highlight any non-compliance with the requirements of the Regulations. A review is limited primarily to inquiries of the Company's personnel and review of various documents prepared by the Company to comply with the Regulations.

As a part of our audit of the financial statements we are required to obtain an understanding of the accounting and internal control systems sufficient to plan the audit and develop an effective audit approach. We are not required to consider whether the Board of Directors' statement on internal control covers all risks and controls or to form an opinion on the effectiveness of such internal controls, the Company's corporate governance procedures and risks.

The Regulations require the Company to place before the Audit Committee, and upon recommendation of the Audit Committee, place before the Board of Directors, for their review and approval, its related party transactions. We are only required and have ensured compliance of this requirement to the extent of the approval of the related party transactions by the Board of Directors upon recommendation of the Audit Committee.

Based on our review, nothing has come to our attention which causes us to believe that the Statement of Compliance does not appropriately reflect the Company's compliance, in all material respects, with the Regulations as applicable to the Company for the year ended 30 June 2026.

Chartered Accountants
Place: Karachi
Date: October 07 2026
UDIN: CR202610076tV1F4QNIn

STATEMENT OF COMPLIANCE WITH THE LISTED COMPANIES (CODE OF CORPORATE GOVERNENCE) REGULATIONS, 2019 ("the Regulations")

HUM Network Limited ("the Company")

For the year ended June 30, 2026
The Company has complied with the requirements of the Regulations in the following manner:

1. The total of number of directors as at June 30, 2026 is 08 as per the following:

Male	Five (5)
Female	Three (3)

2. The composition of the board for the year ended June 30, 2026 is as follows:

Category	Name
Independent directors	Mr. Sohail Ansar (see note 19) Mr. Muhammad Ayub Younus Adhi (see note 19) Mr. Ayaz Dawood*
Non-executive directors	Mr. Mazhar ul Haq Siddiqui* Mr. Shunaid Qureshi Ms. Mahtab Akbar Rashdi Ms. Khush Bakht Shujat Ms. Sultana Siddiqui
Executive directors	Mr. Duraid Qureshi
Female directors	Ms. Sultana Siddiqui Ms. Mahtab Akbar Rashdi Ms. Khush Bakht Shujat

* Mr. Ayaz Dawood was appointed to fill the casual vacancy arising from the demise of Mr. Mazhar-ul-Haq Siddiqui, who served as a Director of the Company until February 26, 2026.

3. The directors have confirmed that none of them is serving as a director on more than seven listed companies, including this, Company;

4. The Company has prepared a code of conduct and has ensured that appropriate steps have been taken to disseminate it throughout the Company along with its supporting policies and procedures;

5. The Board has developed a vision/mission statement, overall corporate strategy and significant policies of the Company. The Board has ensured that complete record of particulars of the significant policies along with their date of approval or updating is maintained by the Company;

6. All the powers of the Board have been duly exercised and decisions on relevant matters have been taken by Board/Shareholders as empowered by the relevant provisions of the Companies Act, 2017 (the Act) and these Regulations;

7. The meetings of the Board were presided over by the Chairman. The Board has complied with the requirements of the Act and the Regulations with respect to frequency, recording and circulating minutes of meeting of Board;

8. The Board has a formal policy and transparent procedures for remuneration of directors in accordance with the Act and these Regulations;

9. The Company is compliant with the requirements of Directors' Training Program provided in these Regulations. All the Directors except one have either attended the required training in prior years or stand exempted, as per criteria mentioned in the Code;

10. The Board has approved appointment of Chief Financial Officer, Company Secretary and Head of Internal Audit, including their remuneration and terms and conditions of employment and complied with requirements of the Regulations and there has been no new appointment during the year;

11. Chief Financial Officer and Chief Executive Officer duly endorsed the financial statements before approval of the Board;

12. The Board has formed committees as of June 30, 2026 comprising of members given below:

    a. Audit Committee
       Mr. Sohail Ansar - Chairman (Independent)
       Mr. Shunaid Qureshi (Non-Executive)
       Mrs. Mahtab Akbar Rashdi (Non-Executive)

    b. Human Resource and Remuneration Committee
       Mr. Sohail Ansar - Chairman (Independent)
       Ms. Sultana Siddiqui (Non-Executive)
       Mrs. Mahtab Akbar Rashdi (Non-Executive)

    c. Sustainability Committee
       Mr. Sohail Ansar - Chairman (Independent)
       Mr. Shunaid Qureshi (Non-Executive)
       Mrs. Mahtab Akbar Rashdi (Non-Executive)

13. The terms of reference of the aforesaid committees have been formed, documented and advised to the committee for compliance;

14. The frequency of the meetings of the committees were as follows:

    a. Audit Committee - four [4] meetings during the financial year ended June 30, 2026.
    b. Human Resource and Remuneration Committee - one [1] meeting during the financial year ended June 30, 2026.

15. The Board has outsourced internal audit function to M/s. KPMG Taseer Hadi & Co. Chartered Accountants who are considered suitably qualified and experienced for the purpose and are conversant with the policies and procedures of the Company;

16. The statutory auditors of the company have confirmed that they have been given a satisfactory rating under the Quality Control Review program of the Institute of Chartered Accountants of Pakistan and registered with Audit Oversight Board of Pakistan, that they and all their partners are in compliance with International Federation of Accountants (IFAC) guidelines on code of ethics as adopted by the Institute of Chartered Accountants of Pakistan and that they and the partners of the firm involved in the audit are not a close relative (spouse, parent, dependent and non-dependent children) of the chief executive officer, chief financial officer, head of internal audit, company secretary or director of the company;

17. The statutory auditors or the persons associated with them have not been appointed to provide other services except in accordance with the Act, these Regulations or any other regulatory requirement and the auditors have confirmed that they have observed IFAC guidelines in this regard; and

18. We confirm that all requirements of regulations including 3, 6, 7, 8, 27, 32, 33 and 36 of the Regulations have been complied with.

19. The term of Board expired on August 22, 2020, and fresh election was scheduled for August 2020. Since the number of eligible candidates were equal to the number of directors ?xed for election, the Company made the announcement on August 13, 2020, under section 159(4) of the Companies Act, 2017. The aforesaid election of directors was questioned by the ineligible candidates. Consequently, the elected directors also ?led a counter suit. The Honorable Sindh High Court (SHC) through Order dated: August 21, 2020 had directed the Company that the elections scheduled to be held on August 22, 2020, would be postponed and rescheduled subject to the ?nal decision by the learned single Judge of CMA No. 6787 of 2020 in Suit No. 968/2020. During the year, the SHC transferred the matter to the Additional Sessions Judge, Karachi South for settlement, and the proceedings remain pending.

Consequently, the existing Board continues to function, except for the appointment of director(s) against any casual vacancies arising from time to time. Management based on the legal advisor's view believes that pursuant to the order of the SHC, the original term of the Board has not yet expired. Accordingly, the provisions of Section 166(2)(g) of the Companies Act, 2017 relating to the tenure of independent directors are not applicable to the Company, and the existing independent directors will continue to serve as independent directors till the final decision on the above matter.

DURAID QURESHI
Chief Executive

SULTANA SIDDIQUI
Chairperson & Director

Date: October 05, 2026
Place: Karachi

Chairperson's Review Report

I am honored to present the annual review as Chairperson of the Board of Directors (BOD) of HUM Network Limited for the year ended June 30, 2026.

During the year, we were deeply saddened by the demise of our former Chairman, Mr. Mazhar-ul-Haq Siddiqui, on February 26, 2026. On behalf of the Board, I pay tribute to his leadership, wisdom and dedicated service to the Company. His contribution to the Board and commitment to sound corporate governance will always be remembered with respect and gratitude.

During the year under review, Pakistan's economy continued its recovery, although regional challenges and global uncertainties maintained a cautious operating environment. In this environment, HUM Network remained focused on cost optimization, quality programming and the development of its digital media footprint to support sustainable growth. The Company remains committed to strengthening its position in the media industry while adapting to changing audience preferences and business conditions.

The Board of Directors comprises members whose expertise spans entertainment, finance and regulatory compliance. Each director is aware of their responsibilities and committed to ensuring that the Company's policies and operations remain aligned with its strategic vision and long-term goals. Sustainability related considerations also play an increasingly important role in the Company's strategic decisions and day-to-day operations.

Furthermore, the Board continued to oversee the financial reporting process to ensure that disclosures fairly represent the affairs of the Company in accordance with applicable International Financial Reporting Standards, the Companies Act, 2017, listing regulations and other relevant laws and regulations. Our corporate governance structure is designed to support compliance with the legal and regulatory framework and meet the information needs of our stakeholders. The Board provided strategic direction to management and monitored the Company's performance and its compliance responsibilities.

The Audit Committee and the Human Resource and Remuneration Committee provided valuable input and assistance to the Board. The Audit Committee particularly focused on the detailed review of financial statements and the effectiveness of internal controls. Further, an annual evaluation of the Board's overall performance is conducted to assess its effectiveness in providing strategic direction, overseeing financial reporting and discharging its responsibilities. On the basis of the feedback received through this mechanism, the overall role of the Board for the year under review has been found to be effective.

I would like to appreciate and thank my fellow Board members, shareholders, all our employees, lenders and loyal viewers for their continued efforts and support.

Ms. Sultana Siddiqui
Chairperson of the Board
October 05, 2026

چیئرپرسن کی جائزہ رپورٹ

مجھے ہم نیٹ ورک لمیٹڈ کے بورڈ آف ڈائریکٹرز کی چیئرپرسن کی حیثیت سے ۳۰ جون ۲۰۲۶ کو ختم ہونے والے سال کی سالانہ جائزہ رپورٹ پیش کرتے ہوئے خوشی ہو رہی ہے۔

اس سال ہمارے چیئرمین جناب مظہرالحق صدیقی ۲۶ فروری ۲۰۲۶ کے انتقال پر ہمیں گہرا دکھ ہوا۔ بورڈ کی جانب سے میں ان کی قیادت، دانش مندی اور کمپنی کے لیے مخلصانہ خدمات کو خراجِ تحسین پیش کرتی ہوں۔ بورڈ کے لیے ان کی خدمات اور کمپنی کے معاملات کو بہتر اور ذمہ دارانہ انداز میں چلانے کے لیے ان کی وابستگی ہمیشہ احترام اور شکرگزاری کے ساتھ یاد رکھی جائے گی۔

زیرِ جائزہ سال میں پاکستان کی معیشت میں بحالی کا سلسلہ جاری رہا۔ تاہم، علاقائی مشکلات اور عالمی بے یقینی کے باعث کاروباری معاملات میں احتیاط ضروری رہی۔ ان حالات میں ہم نیٹ ورک نے اخراجات کو مؤثر انداز میں قابو میں رکھنے، معیاری پروگرام پیش کرنے اور ڈیجیٹل میڈیا پر اپنی موجودگی بڑھانے پر توجہ دی، تاکہ کمپنی کی ترقی پائیدار بنیادوں پر جاری رہ سکے۔ کمپنی ناظرین کی بدلتی ہوئی پسند اور کاروباری حالات کے مطابق خود کو ڈھالتے ہوئے میڈیا کے شعبے میں اپنی حیثیت مزید مضبوط بنانے کے لیے پُرعزم ہے۔

بورڈ آف ڈائریکٹرز کے ارکان تفریح، مالیات اور قوانین وضوابط کی پابندی کے شعبوں میں مہارت رکھتے ہیں۔ ہر ڈائریکٹر اپنی ذمہ داریوں سے آگاہ ہے اور اس بات کو یقینی بنانے کے لیے پُرعزم ہے کہ کمپنی کی پالیسیاں اور سرگرمیاں اس کی مجموعی حکمتِ عملی اور طویل مدتی اہداف کے مطابق رہیں۔ پائیدار ترقی سے متعلق پہلوؤں کو بھی کمپنی کے اہم فیصلوں اور روزمرہ کاموں میں بتدریج زیادہ اہمیت دی جا رہی ہے۔

بورڈ نے مالی رپورٹنگ کے عمل کی نگرانی جاری رکھی، تاکہ مالی رپورٹوں میں کمپنی کے معاملات کی درست اور منصفانہ تصویر پیش کی جائے اور قابلِ اطلاق بین الاقوامی مالیاتی رپورٹنگ معیارات کمپنیز ایکٹ ۲۰۱۷، اسٹاک ایکسچینج کے لسٹنگ ضوابط اور دیگر متعلقہ قوانین وضوابط کی پابندی ہو۔ کمپنی کے انتظام اور نگرانی کا نظام اس طرح ترتیب دیا گیا ہے کہ قانونی تقاضے پورے ہوں اور کمپنی سے وابستہ فریقوں کو ضروری معلومات فراہم کی جا سکیں۔ بورڈ نے انتظامیہ کو کمپنی کی حکمتِ عملی کے بارے میں رہنمائی دی اور کمپنی کی کارکردگی اور قانونی وضابطہ جاتی ذمہ داریوں کی ادائیگی کی نگرانی کی۔

آڈٹ کمیٹی اور انسانی وسائل و معاوضہ کمیٹی نے اپنی آرا اور معاونت سے بورڈ کے کام میں اہم کردار ادا کیا۔ آڈٹ کمیٹی نے خاص طور پر مالی گوشواروں کے تفصیلی جائزے اور اندرونی کنٹرول کے نظام کی مؤثریت پر توجہ دی۔ بورڈ کی مجموعی کارکردگی کا سالانہ جائزہ بھی لیا جاتا ہے، تاکہ یہ جانچا جا سکے کہ بورڈ کمپنی کی حکمتِ عملی کے بارے میں رہنمائی دینے، مالی رپورٹنگ کی نگرانی کرنے اور اپنی دیگر ذمہ داریاں پوری کرنے میں کتنا مؤثر ہے۔ اس جائزے کے ذریعے موصول ہونے والی آرا کی بنیاد پر زیرِ جائزہ سال میں بورڈ کا مجموعی کردار مؤثر پایا گیا۔

میں اپنے ساتھی بورڈ ارکان، حصص یافتگان، تمام ملازمین، قرض فراہم کرنے والے اداروں اور وفادار ناظرین کی مسلسل کوششوں اور تعاون کو سراہتی ہوں اور ان کا شکریہ ادا کرتی ہوں۔

محترمہ سلطانہ صدیقی
چیئرپرسن بورڈ آف ڈائریکٹرز
۰۵ اکتوبر ۲۰۲۶

Directors' Report

The Directors of HUM Network Limited (the Company) are pleased to present the Annual Report together with the audited standalone and consolidated financial statements for the year ended June 30, 2026.

Financial Performance

The financial performance of your Company for the year ended June 30, 2026 is summarized below:

HUM NETWORK LIMITED				
Particulars	Unconsolidated Financial Statements		Consolidated Financial Statements	
	2026	2025	2026	2025
Revenue from operations	6,831,723,999	8,012,805,226	8,723,045,569	11,478,854,122
Other income	676,477,505	698,647,399	828,140,028	702,058,368
Total Income	7,508,201,504	8,711,452,625	9,551,185,597	12,180,912,490
Total expenses	(6,575,841,450)	(6,510,440,155)	(9,516,994,464)	(10,835,297,589)
Profit before tax	932,360,054	2,201,012,470	34,191,133	1,345,614,901
Taxation	270,089,758	(98,025,832)	232,927,609	(109,947,534)
Profit after tax	1,202,449,812	2,102,986,638	267,118,742	1,235,667,367
EPS	1.06	1.85	0.24	1.09

HUM Network Limited reported revenue from operations are Rs. 6.83 billion for FY2026, down from Rs. 8.01 billion in FY2025. The decline reflects a challenging operating environment and cautious advertising spending amidst regional unrest and global economic slowdown.

Despite these challenges, the Company maintained profitability, posting profit after tax of Rs. 1.20 billion reflecting disciplined performance in a challenging environment. The foundation remains strong, and HUM is well-positioned to capture future growth opportunities across entertainment, news, sports, and digital segments.

Principal Activities

HUM Network Limited produces, broadcasts, distributes and markets content across entertainment, news, sports and lifestyle media. HUM TV, HUM News, HUM Sitaray, HUM Masala and Ten Sports all serve different audience interests, while the Company's digital platforms, film activities and live events extend the reach of its content and brands.

Operational Performance

Guided by strategic decisions of the Board, we have maintained growth across multiple dimensions, marked by a constancy in operational revenues, viewership, and Television Rating Points (TRPs).

Hum TV

During the year under review, HUM TV presented a varied lineup of dramas, including Laadli, Jama Taqseem, Meri Bahuein, Muamma and Leader, alongside the second season of Sultan Salahuddin Ayyubi. These productions continued the channel's emphasis on engaging narratives, established talent and stories that appeal to different audience groups.

The channel also expanded its non-fiction offering with the premiere of MasterChef Pakistan in November 2025, adding a culinary competition to its programming mix. Under the Education initiative, HUM and Nestlé NIDO jointly organised NIDO HUM Spelling Whizz 2025 & 2026, a nationwide competition for schoolchildren.

Together, these productions reflect HUM TV's continued investment in stories spanning social themes, family relationships and lighter seasonal entertainment.

Hum News

HUM News maintained its news and current affairs service during the year, providing coverage and analysis through its broadcast and digital platforms. Programmes including Hum Dekhen Ge and Faisla Aap Ka hosted by senior analysts offered forums for discussion and analysis of national developments. Editorial independence, verification, broadcast standards and the timely handling of developing stories remain central to the channel's work.

Hum Sitaray

HUM Sitaray continued to offer narrative and lifestyle programming. The content mix consists of Dramas, Soap operas, fashion lifestyle shows, Celebrity talk shows and international contents.

Hum Masala

HUM Masala celebrated its 19th anniversary in October 2025, marking nearly two decades of successfully operating a 24/7 culinary channel. Over the years, the channel has seamlessly blended health expertise, diverse cuisines, and renowned chefs into engaging and informative programming, extending its popularity across Europe and the USA. In December 2025, the Masala Family Festival in Karachi further reinforced this connection with audiences by offering live cooking demonstrations by celebrated chefs, talent hunts, interactive meet-and-greets, and a concert featuring well-known singers.

Ten Sports

Ten Sports remained an important part of the Network's sports offering. Ten Sports continued to develop its cricket offering and secured broadcasting rights during the year. The channel's sports programming supports the Network's ability to serve audiences beyond its entertainment and news portfolios while providing advertisers with opportunities around live events.

Digital Media

The digital media division continued to extend the reach of HUM content through digital channels and social media accounts, serving audiences in Pakistan and overseas. As at close of financial year 2026, HUM TV had approximately 55 million YouTube subscribers, 20 million Facebook followers, 5.6 million Instagram followers and 308,000 followers on X (formerly Twitter). These platforms support opportunities in digital advertising, sponsorship and content licensing. Management remains focused on rights management, monetisation, content protection and reliable measurement of audience engagement.

Hum Films

During FY2026, HUM Films brought several films to Pakistani audiences. The Company continued to assess distribution and production opportunities selectively, taking into account the economics of theatrical release and the potential value of television and digital rights.

Bridal Couture Week

The HUM awards were followed by the 23rd edition of HUM Bridal Couture Week, which was held in Lahore during December 2025 showcasing 26 designers over three days, blending bridal couture with entertainment. Featuring celebrity showstoppers, and musical performances the event highlighted both established and emerging talent in Pakistani fashion.

Hum Awards

The 10th edition of the HUM Awards lit up Houston in October 2025 with a spectacular celebration of Pakistani entertainment, marking a major milestone for HUM Network. Held at the NRG Arena, the flagship event drew celebrities, industry leaders, and fans from Pakistan, the wider South Asian diaspora, and the US, creating an electrifying atmosphere on and off the red carpet.

Human Resource Management

The Network's employees contribute across journalism, production, technology, sales and support functions. The Company seeks to provide an inclusive workplace, appropriate training and development opportunities and safe working conditions.

Core Values

HUM Network Limited is continuously striving to provide an enabling corporate and social work environment to its employees as this helps them to work in complete harmony in a healthy and professional way.
For this very purpose the HUM Network Family has developed the following core values (RAPID).

1. Respect for All
   Building a workplace rooted in culture of inclusion, dignity, and collaboration

2. Accountability & integrity
   Cultivates trust, governance and responsibility

3. Passion and Excellence
   A relentless pursuit of high performance and creative ambition

4. Innovation
   Future-ready mindset and continuous improvement

5. Discipline
   Execution, consistency and professional rigor

We adhere to the above core values in all the initiatives that we undertake as this helps in promoting a culture of fairness, objectivity and teamwork.

The External Environment

Our company thrives within a dynamic and fiercely competitive landscape, where innovation, constant change, and the allocation of resources vary significantly among players in each business segment.

The landscape of the advertising industry is constantly evolving, presenting greater challenges as advertisers seek ever more innovative means to enhance their return on investment. Under current environment of financial pinch, the majority of multinational companies have diligently streamlined their advertising budgets. However, our network is uniquely poised to not only navigate this intensifying competitive arena but also sustain our market share, a testament to our strategic prowess and adaptability.

Risk Management

Our company boasts a reliable Risk Management framework designed not only to identify and assess potential risks but also to recognize advancement opportunities. This comprehensive system is meticulously crafted to enhance transparency, safeguard our business objectives, and fortify our competitive edge.

In the ever-evolving landscape of our industry, we recognize the significance of addressing not only internal but also external and regulatory risks. Our risk framework plays a pivotal role in quantifying our exposure and potential impact at a company-wide level. This approach ensures that we are well-prepared to navigate the challenges and capitalize on the opportunities that come our way.

- ### Industry Risk
  Entertainment industry is highly competitive with ever changing audience demands and trends creating an environment of stiff competition with domestic as well as international players all competing for the audience time.

  With increasing availability of affordable internet plans, smart phones and laptops, digital media sector has ballooned to new heights piquing the interest of many new entrants in the industry along with ever increasing migration of media sponsors to digital media from television. In response to rapid growth in digital sphere, the Company has developed a digital media strategy to make most of this opportunity.

- ### External Risk
  The advertisement revenues of the media industry are inextricably linked to the economic growth of the country. Poor macro-economic environment coupled with regional unrest can adversely impact the advertising revenues of the Company, which is the largest component of our revenues.

  Due to country's external borrowings, there remains a risk of pressure on the PKR-USD exchange rate, leaving the economy vulnerable to sudden fluctuations.

- **Regulatory Risk**
  Any changes in law and regulations could have a material impact on the revenues and cost of doing business for the Company.

Cash Flow And Liquidity

The Company is constantly monitoring the cash flows to ensure overall liquidity. The Company was able to manage its operating cash flows by ensuring tight credit controls and reduced indirect costs. Further, to meet its short-term working capital requirements the company obtained borrowing from its subsidiary.

ESG Standards And Corporate Social Responsibility

Environmental, social and governance (ESG) reporting sets out how a company manages its environmental impacts, social responsibilities, and related risks and opportunities. For HUM Network Limited (HNL), this includes the responsible use of its media platforms, care for employees, and engagement with communities and partners.

Under the Saaf Pakistan programme, HNL invested in moving overhead internet and telephone cables into an underground utility tunnel near its Karachi offices. The work also included improvements to nearby street walls and road markings.

During the year HNL provided 848 minutes of complimentary airtime across HUM TV, HUM News, Masala TV and HUM Sitaray for 2,557 public service advertisements covering causes including healthcare and mental health awareness. In collaboration with traffic police authorities, the Company also broadcast road safety messages.

The 2026 HUM Women Leaders Award recognized 12 individuals, including 11 women. A national women's volleyball tournament supported by HNL brought together more than 600 participants from over 60 teams.

Community partnerships supported the rehabilitation of Ibn-e-Insha Family Park in Karachi and the renovation of Dr. Adib Rizvi School and its adjoining park.

The board is committed to our Corporate Social Responsibilities (CSR) spending about PKR 56 M on donations during the financial year. As part of its CSR commitment, HUM Network continues to allocate a portion of its annual net profits to support education for underprivileged children through Karachi schools adopted by Momina & Duraid Foundations.

HNL is in the process of phased application of IFRS S1, General Requirements for Disclosure of Sustainability-related Financial Information, and IFRS S2, Climate-related Disclosures. This work includes strengthening sustainability governance, assessing related risks and opportunities, improving data systems, and connecting sustainability disclosures with financial reporting.

During FY2026, the Board has formed Sustainability Committee with an oversight of ESG risks and opportunities, sustainability performance, and monitors reporting requirements and progress.

Gender Diversity and Equality

HUM Network Limited is committed to equal opportunity and a workplace where employees can contribute and develop regardless of gender. The Company recognises that diverse perspectives strengthen creativity, decision-making and long-term performance. This commitment is reflected in the composition of the Board, which includes three women directors.

Employee Training and Development

As part of our annual appraisal exercise, each employee is assessed and counseled on individual basis. Training sessions are arranged on the basis of needs identified which creates growth opportunities for employees and provide us with highly motivated and trained resource.

Status of The Board During The Year

The term of Board expired on August 22, 2020, and fresh election was scheduled for August 2020. Since the number of eligible candidates were equal to the number of directors fixed for election, the Company made the announcement on August 13, 2020, under section 159(4) of the Companies Act, 2017. The aforesaid election of directors was questioned by the ineligible candidates. Consequently, the elected directors also filed a counter suit. The Honorable Sindh High Court (SHC) through Order dated: August 21, 2020 had directed the Company that the elections scheduled to be held on August 22, 2020, would be postponed and rescheduled subject to the final decision by the learned single Judge of CMA No. 6787 of 2020 in Suit No. 968/2020. During the year, the SHC transferred the matter to the Additional Sessions Judge, Karachi South for settlement, and the proceedings remain pending. Consequently, the existing Board continues to function, except for the appointment of director(s) against any casual vacancies arising from time to time.

Future Prospects and Challenges

Pakistan's economy recorded modest estimated growth in FY2026, but renewed inflation has made the near-term outlook more challenging together with regional instability, rising energy prices and uncertainty in global economies. These conditions may continue to weigh on consumer spending and advertising budgets. Energy prices, and exchange-rate movements all remain relevant to the Company's operating and content costs.

HUM Network Limited will continue to invest selectively in original programming and distribute its content across television and digital platforms to serve audiences in Pakistan and overseas. The Company sees opportunities in digital advertising, sponsorship and licensing, supported by its established channel brands and content portfolio. Company will continue assessing film distribution, sports rights and other commitments against expected returns, funding needs and the changing preferences of viewers and advertisers.

Competition for audiences and advertising remains strong as viewing shifts across broadcast, social media and streaming platforms. The Company will respond through cost discipline, careful rights management and continued development of its digital presence. HNL will also continue to support education and skills initiatives as part of its community commitments.

Credit Rating

Following consistent improvement in business risk profile of the Company, the Pakistan Credit Rating Agency Limited (PACRA) maintained the long-term entity ratings of the Company at "AA-" and short-term entity rating at "A1". These ratings denote a low expectation of credit risk and the network's established market position.

Board Composition and Remuneration

Composition of the Board and the names of members of Board Committees may be referred to Statement of Compliance with CCG.

Furthermore, the Board of Directors has a formal policy and transparent procedures for remuneration of its directors in accordance with Companies Act 2017 and the Listed Companies (Code of Corporate Governance) Regulations 2019. Further the remuneration of directors is disclosed in Note on. 34 of the financial statement.

Pattern of Shareholding

Pattern of shareholding as on June 30, 2026 is annexed with the annual report.

Meetings of The Directors

During the year, four [4] Board of Directors, four [4] Audit Committee and one [1] Human Resource & Remuneration (HR & R) Committee meetings were held.

Attendance by each Director was as follows:

Name of Director	Board of Directors Attendance	Audit Committee Attendance	Human Resource and Remuneration
Mr. Mazhar-ul-Haq Siddiqui	3	-	-
Ms. Sultana Siddiqui	3	-	1
Mr. Sohail Ansar	4	4	1
Mrs. Mahtab Akbar Rashdi	4	4	-
Mr. Shunaid Qureshi	3	3	-
Ms. Khush Bakht Shujat	3	-	-
Mr. Duraid Qureshi	4	-	-
Mr. Muhammad Ayub Younus Adhi	4	-	-
* Mr. Ayaz Dawood	-	-	-

* Mr. Ayaz Dawood was appointed to fill the casual vacancy arising from the demise of Mr. Mazhar-ul-Haq Siddiqui, who served as a Director of the Company until February 26, 2026.

Auditors

The present auditors Messer EY Ford Rhodes Chartered Accountants shall retire and may be considered for re-appointment for the year 2026-27.

Corporate Briefing Session

The Company held one [1] corporate briefing session during FY2026 to discuss its financial results and business outlook with shareholders and analysts.

Corporate Governance and Financial Reporting Framework

The Directors are pleased to confirm compliance with Corporate and Financial Reporting Framework of the Securities & Exchange Commission of Pakistan (SECP) and the Code of Corporate Governance for the following:

- The financial statements, prepared by the management of the company, present fairly its state of affairs, the result of its operations, cash flows and changes in equity.
- Proper books of accounts have been maintained by the Company.
- All transactions with related parties arising in the normal course of business are carried out at with normal terms and condition, as per HNL's related party policy. The Company has not made related party transaction other than those disclosed in the financial statements.
- Appropriate accounting policies have been consistently applied in preparation of financial statements and accounting estimates are based on reasonable and prudent judgments.
- Financial reporting standards as applicable in Pakistan and provision, directives and notifications of the Companies Act 2017.
- Key operating and financial data for the last six years is annexed.
- The value of investments of Provident Fund operated by the Company as at June 30, 2026 (unaudited) is Rs. 690 million [June 30, 2025 -: Rs. 568 million].
- The system of internal financial control is sound in design and has been effectively implemented and monitored.
- There are no significant doubts upon the Company's ability to continue as a going concern.
- There has been no material departure from the best practices of corporate governance, as detailed in the listing regulations.
- During the year a joint venture company, Karwaan Music (Private) Limited was incorporated through subsidiary, Skyline Publications (Private) Limited.
- There has been no departure from the best practices of transfer pricing.
- Outstanding taxes and levies are given in the Notes to the Financial Statement.
- Key operating and financial data for the past six years is annexed to the Annual Report.

Trading and Other Changes In Shares Held By Relevant Persons

The Company disclosed the following transactions concerning directors and the spouse of its Chief Executive to the Pakistan Stock Exchange during FY2026 under regulation 5.6.4. Purchases through the negotiated deal market and the subsequent gift transfer are shown separately.

Relevant person	Nature	Shares
Ms. Sultana Siddiqui	Purchase; NDM	22,000,000
Ms. Momina Duraid Qureshi, spouse of CEO	Purchase; NDM	116,317,500
Ms. Sultana Siddiqui	Gift received	56,700,000
Mr. Shunaid Qureshi	Gift given	56,700,000

Dividend and Appropriations

The Board of Directors of the Company proposed a final dividend for the year ended June 30, 2026 of Re. 0.5 per share, i.e. 50%, at their meeting held on October 05, 2026 for approval of the members at the Annual General Meeting to be held on October 28, 2026. This is in addition to already paid interim cash dividend of Re. 0.50 per share.

October 05, 2026
Karachi

DURAID QURESHI
Chief Executive

SULTANA SIDDIQUI
Chairperson & Director

ڈائریکٹرز کی رپورٹ

ہم نیٹ ورک لمیٹڈ (کمپنی) کے ڈائریکٹرز کو ۳۰ جون ۲۰۲۶ کو ختم ہونے والے سال کی سالانہ رپورٹ، آڈٹ شدہ علیحدہ اور یکجامالی گوشواروں کے ساتھ پیش کرتے ہوئے خوشی ہو رہی ہے۔

مالی کارکردگی

۳۰ جون ۲۰۲۶ کو ختم ہونے والے سال کے لیے آپ کی کمپنی کی مالی کارکردگی کا خلاصہ درج ذیل ہے۔

ہم نیٹ ورک لمیٹڈ				
تفصیلات	غیر یکجامالی گوشوارے		یکجامالی گوشوارے	
	۲۰۲۶	۲۰۲۵	۲۰۲۶	۲۰۲۵
کاروباری سرگرمیوں سے آمدنی	۶,۸۳۱,۷۲۳,۹۹۹	۸,۰۱۲,۸۰۵,۲۲۶	۸,۷۲۳,۰۴۵,۵۶۹	۱۱,۴۷۸,۸۵۴,۱۲۲
دیگر آمدنی	۶۷۶,۴۷۷,۵۰۵	۶۹۸,۶۴۷,۳۹۹	۸۲۸,۱۴۰,۰۲۸	۷۰۲,۰۵۸,۳۶۸
کل آمدنی	**۷,۵۰۸,۲۰۱,۵۰۴**	**۸,۷۱۱,۴۵۲,۶۲۵**	**۹,۵۵۱,۱۸۵,۵۹۷**	**۱۲,۱۸۰,۹۱۲,۴۹۰**
کل اخراجات	(۶,۵۷۵,۸۴۱,۴۵۰)	(۶,۵۱۰,۴۴۰,۱۵۵)	(۹,۵۱۶,۹۹۴,۴۶۴)	(۱۰,۸۳۵,۲۹۷,۵۸۹)
قبل از ٹیکس منافع	۹۳۲,۳۶۰,۰۵۴	۲,۲۰۱,۰۱۲,۴۷۰	۳۴,۱۹۱,۱۳۳	۱,۳۴۵,۶۱۴,۹۰۱
ٹیکس	۲۷۰,۰۸۹,۷۵۸	(۹۸,۰۲۵,۸۳۲)	۲۳۲,۹۲۷,۶۰۹	(۱۰۹,۹۴۷,۵۳۴)
بعد از ٹیکس منافع	**۱,۲۰۲,۴۴۹,۸۱۲**	**۲,۱۰۲,۹۸۶,۶۳۸**	**۲۶۷,۱۱۸,۷۴۲**	**۱,۲۳۵,۶۶۷,۳۶۷**
فی حصص آمدنی	۱.۰۶	۱.۸۵	۰.۲۴	۱.۰۹

ہم نیٹ ورک لمیٹڈ کی مالی سال ۲۰۲۶ میں کاروباری سرگرمیوں سے آمدنی ۶.۸۳ ارب روپے رہی، جو مالی سال ۲۰۲۵ کی ۸.۰۱ ارب روپے کی آمدنی سے کم ہے۔ یہ کمی علاقائی بے امنی اور عالمی معاشی سست روی کے دوران مشکل کاروباری حالات اور اشتہارات پر محتاط اخراجات کی عکاسی کرتی ہے۔

ان مشکلات کے باوجود کمپنی منافع برقرار رکھنے میں کامیاب رہی اور اس کا بعد از ٹیکس منافع ۱.۲۰ ارب روپے رہا، جو مشکل حالات میں نظم و ضبط کے ساتھ کارکردگی کی عکاسی کرتا ہے۔ کمپنی کی بنیاد مضبوط ہے اور ہم نیٹ ورک تفریح، خبروں، کھیلوں اور ڈیجیٹل شعبوں میں مستقبل کی ترقی کے مواقع سے فائدہ اٹھانے کے لیے موزوں مقام پر ہے۔

بنیادی سرگرمیاں

ہم نیٹ ورک لمیٹڈ تفریح، خبروں، کھیلوں اور طرزِ زندگی سے متعلق میڈیا مواد تیار، نشر، تقسیم اور اس کی مارکیٹنگ کرتا ہے۔ ہم ٹی وی، ہم نیوز، ہم ستارے، ہم مصالحہ اور ٹین اسپورٹس ناظرین کی مختلف دلچسپیوں کو پورا کرتے ہیں، جبکہ کمپنی کے ڈیجیٹل پلیٹ فارم، فلمی سرگرمیاں اور براہِ راست تقریبات اس کے مواد اور برانڈز کی رسائی کو مزید وسعت دیتے ہیں۔

کاروباری کارکردگی

بورڈ کے تزویراتی فیصلوں کی رہنمائی میں ہم نے متعدد پہلوؤں میں ترقی برقرار رکھی ہے، جس کی عکاسی کاروباری آمدنی، ناظرین کی تعداد اور ٹیلی ویژن ریٹنگ پوائنٹس (ٹی آر پیز) کے تسلسل سے ہوتی ہے۔

ہم ٹی وی

زیرِ جائزہ سال کے دوران ہم ٹی وی نے ڈراموں کا متنوع سلسلہ پیش کیا، جس میں لاڈلی، جمع تقسیم، میری بہوئیں، معمہ اور لیڈر کے ساتھ سلطان صلاح الدین ایوبی کا دوسرا سیزن بھی شامل تھا۔ ان پروڈکشنز میں دلچسپ بیانیے، معروف فنکاروں اور ناظرین کے مختلف طبقات کو پسند آنے والی کہانیوں پر چینل کی توجہ برقرار رہی۔

چینل نے نومبر ۲۰۲۵ میں ماسٹر شیف پاکستان کے آغاز کے ساتھ اپنے غیر افسانوی پروگراموں کو بھی وسعت دی اور اپنے پروگراموں میں کھانا پکانے کا مقابلہ شامل کیا۔ تعلیمی اقدام کے تحت ہم نیٹ ورک اور نیسلے نیڈو نے مشترکہ طور پر نیڈو ہم اسپیلنگ وِز ۲۰۲۵ اور ۲۰۲۶ کا انعقاد کیا، جو اسکول کے بچوں کے لیے ملک گیر مقابلہ ہے۔

مجموعی طور پر یہ پروڈکشنز سماجی موضوعات، خاندانی تعلقات اور ہلکی پھلکی موسمی تفریح پر مبنی کہانیوں میں ہم ٹی وی کی مسلسل سرمایہ کاری کی عکاسی کرتی ہیں۔

ہم نیوز

ہم نیوز نے سال کے دوران خبروں اور حالاتِ حاضرہ کی اپنی خدمات جاری رکھیں اور اپنے نشریاتی اور ڈیجیٹل پلیٹ فارم کے ذریعے کوریج اور تجزیے فراہم کیے۔ سینئر تجزیہ کاروں کی میزبانی میں ہم دیکھیں گے اور فیصلہ آپ کا جیسے پروگراموں نے قومی پیش رفت پر گفتگو اور تجزیے کے لیے مواقع فراہم کیے۔ ادارتی آزادی، معلومات کی تصدیق، نشریاتی معیارات اور سامنے آنے والی خبروں کی بروقت کوریج چینل کے کام کے بنیادی اصول ہیں۔

ہم ستارے

ہم ستارے نے کہانیوں اور طرزِ زندگی پر مبنی پروگراموں کی پیشکش جاری رکھی۔ اس کے مواد میں ڈرامے، طویل سلسلہ وار ڈرامے، فیشن اور طرزِ زندگی کے پروگرام، معروف شخصیات کے ساتھ گفتگو کے پروگرام اور بین الاقوامی مواد شامل ہیں۔

ہم مصالحہ

ہم مصالحہ نے اکتوبر ۲۰۲۵ میں اپنی ۱۹ ویں سالگرہ منائی، جو ہفتے کے ۷ دن، روزانہ ۲۴ گھنٹے کھانوں سے متعلق چینل کی کامیاب نشریات کے تقریباً دو عشروں کی تکمیل کی علامت ہے۔ گزشتہ برسوں میں چینل نے صحت سے متعلق ماہرانہ معلومات، متنوع پکوانوں اور معروف باورچیوں کو دلچسپ اور معلوماتی پروگراموں میں یکجا کیا اور اپنی مقبولیت کو یورپ اور امریکہ تک وسعت دی۔ دسمبر ۲۰۲۵ میں کراچی میں منعقدہ مصالحہ فیملی فیسٹیول نے معروف باورچیوں کے کھانا پکانے کے براہِ راست مظاہروں، نئے ٹیلنٹ کی تلاش، باہمی ملاقاتوں اور معروف گلوکاروں کے کنسرٹ کے ذریعے ناظرین کے ساتھ اس تعلق کو مزید مضبوط کیا۔

ٹین اسپورٹس

ٹین اسپورٹس نیٹ ورک کی کھیلوں سے متعلق پیشکش کا اہم حصہ رہا۔ ٹین اسپورٹس نے کرکٹ سے متعلق اپنی پیشکش کو مزید فروغ دیا اور سال کے دوران نشریاتی حقوق حاصل کیے۔ چینل کے کھیلوں کے پروگرام نیٹ ورک کو تفریح اور خبروں کے علاوہ دیگر دلچسپیوں کے حامل ناظرین تک پہنچنے میں مدد دیتے ہیں اور اشتہار دینے والوں کو براہِ راست تقریبات سے وابستہ مواقع فراہم کرتے ہیں۔

ڈیجیٹل میڈیا

ڈیجیٹل میڈیا ڈویژن نے ڈیجیٹل چینلوں اور سوشل میڈیا اکاؤنٹس کے ذریعے ہم نیٹ ورک کے مواد کی رسائی کو وسعت دینا جاری رکھا اور پاکستان اور بیرونِ ملک ناظرین کو خدمات فراہم کیں۔ مالی سال ۲۰۲۶ کے اختتام پر ہم ٹی وی کے یوٹیوب پر تقریباً ۵۵ ملین سبسکرائبرز، فیس بک پر ۲۰ ملین فالوورز، انسٹاگرام پر ۵.۶ ملین فالوورز اور ایکس (سابقہ ٹوئٹر) پر ۳۰۸,۰۰۰ فالوورز تھے۔ یہ پلیٹ فارم ڈیجیٹل اشتہارات، اسپانسرشپ اور مواد کی لائسنسنگ کے مواقع فراہم کرتے ہیں۔ انتظامیہ حقوق کے انتظام، آمدنی حاصل کرنے، مواد کے تحفظ اور ناظرین کی شمولیت کی قابلِ اعتماد پیمائش پر توجہ مرکوز رکھے ہوئے ہے۔

ہم فلمز

مالی سال ۲۰۲۶ کے دوران ہم فلمز نے پاکستانی ناظرین کے لیے متعدد فلمیں پیش کیں۔ کمپنی نے سینما میں نمائش کی معاشی افادیت اور ٹیلی ویژن و ڈیجیٹل حقوق کی ممکنہ قدر کو مدنظر رکھتے ہوئے تقسیم اور پروڈکشن کے مواقع کا منتخب بنیادوں پر جائزہ لینا جاری رکھا۔

برائیڈل کوٹیور ویک

ہم ایوارڈز کے بعد ہم برائیڈل کوٹیور ویک کا ۲۳واں ایڈیشن دسمبر ۲۰۲۵ میں لاہور میں منعقد ہوا، جس میں ۳ دنوں کے دوران ۲۶ ڈیزائنرز کی تخلیقات پیش کی گئیں اور عروسی ملبوسات کے ساتھ تفریح کو یکجا کیا گیا۔ معروف شخصیات کی بطور شو اسٹاپر شرکت اور موسیقی کی پرفارمنسز کے ساتھ اس تقریب نے پاکستانی فیشن کے معروف اور ابھرتے ہوئے ٹیلنٹ کو نمایاں کیا۔

ہم ایوارڈز

ہم ایوارڈز کے ۱۰ویں ایڈیشن نے اکتوبر ۲۰۲۵ میں پاکستانی تفریح کے شاندار جشن کے ساتھ ہیوسٹن کو جگمگا دیا اور ہم نیٹ ورک کے لیے ایک اہم سنگِ میل ثابت ہوا۔ این آر جی ایرینا میں منعقدہ اس نمایاں تقریب میں پاکستان، وسیع جنوبی ایشیائی تارکینِ وطن برادری اور امریکہ سے معروف شخصیات، صنعت کے رہنما اور مداح شریک ہوئے، جس سے ریڈ کارپٹ اور تقریب کے دیگر حصوں میں پُرجوش ماحول پیدا ہوا۔

انسانی وسائل کا انتظام

نیٹ ورک کے ملازمین صحافت، پروڈکشن، ٹیکنالوجی، فروخت اور معاون شعبوں میں اپنی خدمات انجام دیتے ہیں۔ کمپنی ایسا جامع کام کا ماحول فراہم کرنے کی کوشش کرتی ہے جس میں سب کی شمولیت ہو، مناسب تربیت اور ترقی کے مواقع میسر ہوں اور کام کے حالات محفوظ ہوں۔

بنیادی اقدار

ہم نیٹ ورک لمیٹڈ اپنے ملازمین کو مسلسل سازگار کارپوریٹ اور سماجی کام کا ماحول فراہم کرنے کے لیے کوشاں ہے تاکہ وہ صحت مند اور پیشہ ورانہ انداز میں مکمل ہم آہنگی کے ساتھ کام کر سکیں۔

اسی مقصد کے لیے ہم نیٹ ورک خاندان نے درج ذیل بنیادی اقدار (ریپڈ) وضع کی ہیں۔

سب کا احترام

شمولیت، وقار اور باہمی تعاون کی ثقافت پر مبنی کام کا ماحول تشکیل دینا۔

جواب دہی اور دیانت داری

اعتماد، نظم و نسق اور ذمہ داری کو فروغ دینا۔

جذبہ اور عمدگی

اعلیٰ کارکردگی اور تخلیقی اہداف کے حصول کے لیے مسلسل کوشش۔

جدت

مستقبل کے تقاضوں کے لیے تیار سوچ اور مسلسل بہتری۔

نظم وضبط

عمل درآمد، تسلسل اور پیشہ ورانہ معیار کی سختی سے پابندی۔

ہم اپنے تمام اقدامات میں مذکورہ بنیادی اقدار کی پابندی کرتے ہیں، کیونکہ اس سے انصاف، غیر جانب داری اور اجتماعی کام کی ثقافت کو فروغ ملتا ہے۔

بیرونی ماحول

ہماری کمپنی ایک متحرک اور شدید مسابقتی ماحول میں کام کرتی ہے، جہاں ہر کاروباری شعبے میں کام کرنے والے اداروں کے درمیان جدت، مسلسل تبدیلی اور وسائل کی تخصیص میں نمایاں فرق پایا جاتا ہے۔

اشتہارات کی صنعت مسلسل تبدیل ہو رہی ہے اور مشکلات بڑھ رہی ہیں، کیونکہ اشتہار دینے والے اپنی سرمایہ کاری پر منافع بڑھانے کے لیے زیادہ جدید طریقے تلاش کر رہے ہیں۔ موجودہ مالی دباؤ کے ماحول میں بیشتر کثیر القومی کمپنیوں نے اپنے اشتہاری بجٹ کو احتیاط سے محدود کیا ہے۔ تاہم، ہمارا نیٹ ورک اس بڑھتی ہوئی مسابقت کا سامنا کرنے اور اپنا مارکیٹ حصہ برقرار رکھنے کے لیے موزوں مقام پر ہے، جو ہماری تزویراتی صلاحیت اور حالات کے مطابق خود کو ڈھالنے کی اہلیت کا ثبوت ہے۔

خطرات کا انتظام

ہماری کمپنی کے پاس خطرات کے انتظام کا ایک قابل اعتماد نظام ہے، جو ممکنہ خطرات کی نشاندہی اور جانچ کے ساتھ ترقی کے مواقع کو پہچاننے کے لیے بھی وضع کیا گیا ہے۔ یہ جامع نظام شفافیت بڑھانے، ہمارے کاروباری مقاصد کے تحفظ اور ہماری مسابقتی برتری کو مضبوط بنانے کے لیے احتیاط سے ترتیب دیا گیا ہے۔

اپنی صنعت کے مسلسل بدلتے ہوئے ماحول میں ہم داخلی خطرات کے ساتھ بیرونی اور ضابطہ جاتی خطرات سے نمٹنے کی اہمیت کو بھی تسلیم کرتے ہیں۔ خطرات کا ہمارا نظام پوری کمپنی کی سطح پر خطرات کی زد میں آنے کی حد اور ان کے ممکنہ اثرات کی مقداری جانچ میں اہم کردار ادا کرتا ہے۔ یہ طریقۂ کار ہمیں درپیش مشکلات سے نمٹنے اور دستیاب مواقع سے فائدہ اٹھانے کے لیے مناسب طور پر تیار رکھتا ہے۔

صنعت سے متعلق خطرات

تفریحی صنعت میں شدید مسابقت پائی جاتی ہے۔ ناظرین کی مسلسل بدلتی ہوئی ضروریات اور رجحانات سخت مقابلے کا ماحول پیدا کرتے ہیں، جہاں مقامی اور بین الاقوامی ادارے ناظرین کا وقت حاصل کرنے کے لیے ایک دوسرے سے مقابلہ کرتے ہیں۔

کم قیمت انٹرنیٹ پیکیجز، اسمارٹ فونز اور لیپ ٹاپ کی بڑھتی ہوئی دستیابی سے ڈیجیٹل میڈیا کے شعبے میں غیر معمولی وسعت آئی ہے۔ اس سے صنعت میں نئے آنے والوں کی دلچسپی بڑھی ہے اور میڈیا اسپانسرز کی ٹیلی ویژن سے ڈیجیٹل میڈیا کی طرف منتقلی میں بھی مسلسل اضافہ ہوا ہے۔ ڈیجیٹل شعبے کی تیز رفتار ترقی کے پیشِ نظر کمپنی نے اس موقع سے زیادہ سے زیادہ فائدہ اٹھانے کے لیے ڈیجیٹل میڈیا کی حکمتِ عملی وضع کی ہے۔

بیرونی خطرات

میڈیا صنعت کی اشتہاری آمدنی کا ملک کی معاشی ترقی سے گہرا تعلق ہے۔ کمزور مجموعی معاشی حالات اور علاقائی بے امنی کمپنی کی اشتہاری آمدنی پر منفی اثر ڈال سکتے ہیں، جو ہماری آمدنی کا سب سے بڑا حصہ ہے۔

ملک کے بیرونی قرضوں سے پاکستانی روپے اور امریکی ڈالر کی شرحِ تبادلہ پر دباؤ برقرار ہے، جس سے معیشت اچانک اتار چڑھاؤ کے اثرات سے دوچار رہتی ہے۔

ضابطہ جاتی خطرات

قوانین اور ضوابط میں کوئی بھی تبدیلی کمپنی کی آمدنی اور کاروبار کرنے کی لاگت پر نمایاں اثر ڈال سکتی ہے۔

نقد بہاؤ اور نقدی کی دستیابی

کمپنی مجموعی نقدی کی دستیابی یقینی بنانے کے لیے نقد بہاؤ کی مسلسل نگرانی کرتی ہے۔ سال کے دوران کمپنی نے قرض پر فروخت کے سخت کنٹرول اور بالواسطہ اخراجات میں کمی کے ذریعے کاروباری نقد بہاؤ کا انتظام کیا۔ کمپنی نے ہیجنگ کے مواقع سے فائدہ اٹھاتے ہوئے شرحِ سود اور زرمبادلہ کی شرحوں سے بھی فوائد حاصل کیے۔

ماحولیاتی سماجی اور نظم و نسق کے معیارات اور کارپوریٹ سماجی ذمہ داری

ماحولیاتی، سماجی اور نظم و نسق (ای ایس جی) کی رپورٹنگ واضح کرتی ہے کہ کمپنی اپنے ماحولیاتی اثرات، سماجی ذمہ داریوں اور ان سے متعلق خطرات و مواقع کا انتظام کس طرح کرتی ہے۔ ہم نیٹ ورک لمیٹڈ کے لیے اس میں اپنے میڈیا پلیٹ فارم کا ذمہ دارانہ استعمال، ملازمین کی دیکھ بھال اور مقامی برادریوں و شراکت داروں کے ساتھ روابط شامل ہیں۔

صاف پاکستان پروگرام کے تحت ہم نیٹ ورک لمیٹڈ نے کراچی میں اپنے دفاتر کے قریب زمین کے اوپر موجود انٹرنیٹ اور ٹیلی فون کی تاروں کو زیرِ زمین سہولتی سرنگ میں منتقل کرنے پر سرمایہ کاری کی۔ اس کام میں قریبی سڑک کی دیواروں اور سڑک پر نشانات کی بہتری بھی شامل تھی۔

سال کے دوران ہم نیٹ ورک لمیٹڈ نے ہم ٹی وی، ہم نیوز، مصالحہ ٹی وی اور ہم ستارے پر صحت کی دیکھ بھال اور ذہنی صحت سے متعلق آگاہی سمیت مختلف مقاصد کے لیے ۲,۵۵۷ عوامی خدمت کے اشتہارات کی نشریات کے لیے ۸۴۸ منٹ کا مفت نشریاتی وقت فراہم کیا۔ ٹریفک پولیس حکام کے تعاون سے کمپنی نے سڑکوں پر حفاظت سے متعلق پیغامات بھی نشر کیے۔

۲۰۲۶ کے ہم ویمن لیڈرز ایوارڈ میں ۱۲ افراد کی خدمات کو سراہا گیا، جن میں ۱۱ خواتین شامل تھیں۔ ہم نیٹ ورک لمیٹڈ کے تعاون سے خواتین کے قومی والی بال ٹورنامنٹ میں ۶۰ سے زائد ٹیموں کے ۶۰۰ سے زیادہ شرکاء نے حصہ لیا۔

مقامی برادریوں کے ساتھ شراکت داری کے ذریعے کراچی میں ابنِ انشا فیملی پارک کی بحالی اور ڈاکٹر ادیب رضوی اسکول اور اس سے ملحقہ پارک کی تزئین و آرائش میں تعاون کیا گیا۔

بورڈ ہماری کارپوریٹ سماجی ذمہ داریوں (سی ایس آر) کی انجام دہی کے لیے پُرعزم ہے اور مالی سال کے دوران نقد عطیات پر تقریباً ۵۶ ملین پاکستانی روپے خرچ کیے گئے۔ اپنے سماجی ذمہ داری کے عزم کے تحت ہم نیٹ ورک اپنے سالانہ خالص منافع کا ایک حصہ مومنہ اینڈ درید فاؤنڈیشنز کے زیرِ انتظام لیے گئے کراچی کے اسکولوں کے ذریعے محروم بچوں کی تعلیم کی معاونت کے لیے مختص کرتا ہے۔

ہم نیٹ ورک لمیٹڈ، آئی ایف آر ایس ایس ۱، پائیداری سے متعلق مالی معلومات کے انکشاف کے عمومی تقاضے، اور آئی ایف آر ایس ایس ۲، آب و ہوا سے متعلق انکشافات، کے مرحلہ وار اطلاق پر کام کر رہا ہے۔ اس کام میں پائیداری کے نظم و نسق کو مضبوط بنانا، متعلقہ خطرات اور مواقع کا جائزہ لینا، معلوماتی نظاموں کو بہتر بنانا اور پائیداری سے متعلق انکشافات کو مالی رپورٹنگ سے مربوط کرنا شامل ہے۔

مالی سال ۲۰۲۶ کے دوران بورڈ نے پائیداری کمیٹی تشکیل دی، جو ماحولیاتی، سماجی اور نظم و نسق سے متعلق خطرات و مواقع اور پائیداری کی کارکردگی کی نگرانی کرتی ہے، نیز رپورٹنگ کے تقاضوں اور پیش رفت کا جائزہ لیتی ہے۔

صنفی تنوع اور مساوات

ہم نیٹ ورک لمیٹڈ مساوی مواقع اور ایسے کام کے ماحول کے لیے پُر عزم ہے جہاں ملازمین جنس سے قطع نظر اپنا کردار ادا کر سکیں اور ترقی کر سکیں۔ کمپنی تسلیم کرتی ہے کہ متنوع نقطہ ہائے نظر تخلیقی صلاحیت، فیصلہ سازی اور طویل مدتی کارکردگی کو مضبوط بناتے ہیں۔ اس عزم کی عکاسی بورڈ کی تشکیل سے ہوتی ہے، جس میں ۳ خواتین ڈائریکٹرز شامل ہیں۔

ملازمین کی تربیت اور ترقی

سالانہ کارکردگی کے جائزے کے تحت ہر ملازم کی انفرادی جانچ کی جاتی ہے اور اسے رہنمائی فراہم کی جاتی ہے۔ نشاندہی کردہ ضروریات کی بنیاد پر تربیتی نشستوں کا اہتمام کیا جاتا ہے، جس سے ملازمین کے لیے ترقی کے مواقع پیدا ہوتے ہیں اور ہمیں پُر عزم اور تربیت یافتہ انسانی وسائل میسر آتے ہیں۔

سال کے دوران بورڈ کی حیثیت

بورڈ کی مدت ۲۲ اگست ۲۰۲۰ کو ختم ہوئی اور نئے انتخابات اگست ۲۰۲۰ میں مقرر کیے گئے تھے۔ چونکہ اہل امیدواروں کی تعداد انتخابات کے لیے مقرر کردہ ڈائریکٹرز کی تعداد کے برابر تھی، اس لیے کمپنی نے کمپنیز ایکٹ ۲۰۱۷ کی دفعہ (۴)۱۵۹ کے تحت ۱۳ اگست ۲۰۲۰ کو اعلان کیا۔ مذکورہ انتخابات کو نااہل امیدواروں نے چیلنج کیا۔ نتیجتاً منتخب ڈائریکٹرز نے بھی دعویٰ دائر کیا۔ معزز سندھ ہائی کورٹ نے اپنے ۲۱،۰۸،۲۰۲۰ کے حکم کے ذریعے کمپنی کو ہدایت دی کہ ۲۲ اگست ۲۰۲۰ کو مقرر کردہ انتخابات ملتوی کیے جائیں اور دعویٰ نمبر ۹۶۸/۲۰۲۰ میں سی ایم اے نمبر ۶۷۸۷ برائے ۲۰۲۰ پر معزز سنگل جج کے حتمی فیصلے سے مشروط طور پر دوبارہ مقرر کیے جائیں۔ عدالت کے حتمی فیصلے کا تاحال انتظار ہے۔

مستقبل کے امکانات اور مشکلات

مالی سال ۲۰۲۶ میں پاکستان کی معیشت میں تخمیناً معمولی ترقی ہوئی، لیکن مہنگائی میں دوبارہ اضافے، علاقائی عدم استحکام، توانائی کی بڑھتی ہوئی قیمتوں اور عالمی معیشتوں میں غیر یقینی صورتِ حال نے قریبی مدت کے امکانات کو مزید مشکل بنا دیا ہے۔ یہ حالات صارفین کے اخراجات اور اشتہاری بجٹ پر دباؤ برقرار رکھ سکتے ہیں۔ توانائی کی قیمتیں اور شرحِ تبادلہ میں تبدیلیاں کمپنی کے کاروباری اور مواد کی تیاری کے اخراجات کے لیے اہم عوامل ہیں۔

ہم نیٹ ورک لمیٹڈ اصل پروگراموں میں منتخب بنیادوں پر سرمایہ کاری جاری رکھے گا اور پاکستان اور بیرونِ ملک ناظرین کے لیے اپنا مواد ٹیلی ویژن اور ڈیجیٹل پلیٹ فارم پر تقسیم کرے گا۔ کمپنی اپنے معروف چینل برانڈز اور مواد کے مجموعے کی مدد سے ڈیجیٹل اشتہارات، اسپانسرشپ اور لائسنسنگ میں مواقع دیکھتی ہے۔ کمپنی متوقع منافع، مالی وسائل کی ضروریات اور ناظرین و اشتہار دینے والوں کی بدلتی ہوئی ترجیحات کے تناظر میں فلموں کی تقسیم، کھیلوں کے حقوق اور دیگر ذمہ داریوں کا جائزہ لیتی رہے گی۔ نشریاتی، سوشل میڈیا اور اسٹریمنگ پلیٹ فارم کے درمیان ناظرین کے رجحانات کی تبدیلی کے ساتھ ناظرین اور اشتہارات کے حصول کے لیے مسابقت شدید ہے۔ کمپنی اخراجات میں نظم و ضبط، حقوق کے محتاط انتظام اور اپنی ڈیجیٹل موجودگی کی مسلسل ترقی کے ذریعے اس صورتِ حال کا مقابلہ کرے گی۔ ہم نیٹ ورک لمیٹڈ اپنی سماجی ذمہ داریوں کے تحت تعلیم اور مہارتوں سے متعلق اقدامات کی معاونت بھی جاری رکھے گا۔

کریڈٹ ریٹنگ

کمپنی کے کاروباری خطرات کی کیفیت میں مسلسل بہتری کے نتیجے میں پاکستان کریڈٹ ریٹنگ ایجنسی لمیٹڈ (پاکرا) نے کمپنی کی طویل مدتی ادارہ جاتی ریٹنگ «اے اے منفی» اور قلیل مدتی ادارہ جاتی ریٹنگ «اے ۱» برقرار رکھی۔ یہ ریٹنگز قرض سے متعلق خطرے کے کم امکان اور مارکیٹ میں نیٹ ورک کی مستحکم حیثیت کو ظاہر کرتی ہیں۔

بورڈ کی تشکیل اور معاوضہ

بورڈ کی تشکیل اور بورڈ کمیٹیوں کے ارکان کے ناموں کے لیے کارپوریٹ نظم و نسق کے ضابطے کی تعمیل کے بیان سے رجوع کیا جاسکتا ہے۔

مزید برآں، بورڈ آف ڈائریکٹرز نے کمپنیز ایکٹ ۲۰۱۷ اور لسٹڈ کمپنیز (کوڈ آف کارپوریٹ گورننس) ریگولیشنز ۲۰۱۹ کے مطابق اپنے ڈائریکٹرز کے معاوضے کے لیے باقاعدہ پالیسی اور شفاف طریقہ کار وضع کیا ہے۔

حصص کی ملکیت کی تفصیلات

۳۰ جون ۲۰۲۶ کو حصص کی ملکیت کی تفصیلات سالانہ رپورٹ کے ساتھ منسلک ہیں۔

ڈائریکٹرز کے اجلاس

سال کے دوران بورڈ آف ڈائریکٹرز کے ۴[۴]، آڈٹ کمیٹی کے ۴[۴] اور انسانی وسائل و معاوضہ کمیٹی کے ۱[۱] اجلاس منعقد ہوئے۔

ہر ڈائریکٹر کی حاضری درج ذیل تھی۔

ڈائریکٹر کا نام	بورڈ آف ڈائریکٹرز کے اجلاسوں میں حاضری	آڈٹ کمیٹی کے اجلاسوں میں حاضری	انسانی وسائل اور معاوضہ کمیٹی
جناب مظہر الحق صدیقی	۳	-	-
محترمہ سلطانہ صدیقی	۳	-	۱
جناب سہیل انصار	۴	۴	۱
محترمہ مہتاب اکبر راشدی	۴	۴	-
جناب شنید قریشی	۳	۳	-
محترمہ خوش بخت شجاعت	۳	-	-
جناب درید قریشی	۴	-	-
جناب محمد ایوب یونس آدھی	۴	-	-
*جناب ایاز داؤد	-	-	-

*جناب ایاز داؤد کو جناب مظہر الحق صدیقی کے انتقال سے پیدا ہونے والی عارضی خالی نشست پُر کرنے کے لیے مقرر کیا گیا۔ جناب مظہر الحق صدیقی نے ۲۶ فروری ۲۰۲۶ تک کمپنی کے ڈائریکٹر کی حیثیت سے خدمات انجام دیں۔

آڈیٹرز

موجودہ آڈیٹرز میسرز ای وائی فورڈ روڈز، چارٹرڈ اکاؤنٹنٹس، اپنی مدت مکمل ہونے پر سبک دوش ہوں گے اور سال ۲۷-۲۰۲۶ کے لیے ان کی دوبارہ تقرری پر غور کیا جا سکتا ہے۔

کارپوریٹ بریفنگ نشست

کمپنی نے مالی سال ۲۰۲۶ کے دوران حصص داروں اور تجزیہ کاروں کے ساتھ اپنے مالی نتائج اور کاروباری امکانات پر تبادلہ خیال کے لیے ۱[۱] کارپوریٹ بریفنگ نشست منعقد کی۔

کارپوریٹ نظم و نسق اور مالی رپورٹنگ کا نظام

- کمپنی کی انتظامیہ کے تیار کردہ مالی گوشوارے کمپنی کے معاملات، کاروباری نتائج، نقد بہاؤ اور حقوقِ ملکیت میں تبدیلیوں کی منصفانہ عکاسی کرتے ہیں۔
- کمپنی نے حسابات کی مناسب کتب برقرار رکھی ہیں۔
- معمول کی کاروباری سرگرمیوں کے دوران متعلقہ فریقوں کے ساتھ تمام لین دین ہم نیٹ ورک لمیٹڈ کی متعلقہ فریقوں کی پالیسی کے مطابق آزاد فریقوں کے مابین رائج اصول اور معمول کی تجارتی شرائط پر کیے جاتے ہیں۔ کمپنی نے مالی گوشواروں میں ظاہر کردہ لین دین کے علاوہ متعلقہ فریقوں کے ساتھ کوئی اور لین دین نہیں کیا۔
- مالی گوشواروں کی تیاری میں مناسب حسابی پالیسیوں کا مسلسل اطلاق کیا گیا ہے اور حسابی تخمینے معقول اور محتاط فیصلوں پر مبنی ہیں۔
- مالی گوشواروں کی تیاری میں پاکستان میں قابل اطلاق مالیاتی رپورٹنگ کے بین الاقوامی معیارات کی پیروی کی گئی ہے۔
- گزشتہ ۶ سال کے اہم کاروباری اور مالی اعداد و شمار منسلک ہیں۔
- کمپنی کے زیرِ انتظام پراویڈنٹ فنڈ کی سرمایہ کاری کی مالیت ۳۰ جون ۲۰۲۶ کو (غیر آڈٹ شدہ) ۶۹۰ ملین روپے تھی [۳۰ جون ۲۰۲۵ کو ۵۶۸ ملین روپے]۔
- داخلی کنٹرول کا نظام مضبوط بنیادوں پر وضع کیا گیا ہے اور اس کا مؤثر نفاذ اور نگرانی کی گئی ہے۔
- کمپنی کی جاری کاروباری ادارے کی حیثیت سے کام جاری رکھنے کی صلاحیت کے بارے میں کوئی نمایاں شبہ نہیں ہے۔
- لسٹنگ ضوابط میں بیان کردہ کارپوریٹ نظم و نسق کے بہترین طریقوں سے کوئی نمایاں انحراف نہیں ہوا۔
- ٹرانسفر پرائسنگ کے بہترین طریقوں سے کوئی انحراف نہیں ہوا۔
- واجب الادا ٹیکسوں اور محصولات کی تفصیلات مالی گوشواروں کے نوٹس میں دی گئی ہیں۔
- گزشتہ ۶ سال کے اہم کاروباری اور مالی اعداد و شمار سالانہ رپورٹ کے ساتھ منسلک ہیں۔

متعلقہ افراد کے زیرِ ملکیت حصص میں خرید و فروخت اور دیگر تبدیلیاں

کمپنی نے مالی سال ۲۰۲۶ کے دوران ضابطہ ۴، ۶، ۵ کے تحت ڈائریکٹرز اور اپنے چیف ایگزیکٹو کی اہلیہ سے متعلق درج ذیل لین دین پاکستان اسٹاک ایکسچینج کو ظاہر کیے۔ باہمی گفت و شنید سے طے شدہ سودوں کی مارکیٹ کے ذریعے خریداری اور اس کے بعد بطور تحفہ منتقلی الگ الگ دکھائی گئی ہے۔

متعلقہ فرد	نوعیت	حصص
محترمہ سلطانہ صدیقی	خریداری؛ باہمی گفت وشنید سے طے شدہ سودوں کی مارکیٹ	۲۲,۰۰۰,۰۰۰
محترمہ مومنہ درید قریشی، چیف ایگزیکٹو کی اہلیہ	خریداری؛ باہمی گفت وشنید سے طے شدہ سودوں کی مارکیٹ	۱۱۶,۳۱۷,۵۰۰
محترمہ سلطانہ صدیقی	تحفہ وصول کیا	۵۶,۷۰۰,۰۰۰
جناب شنید قریشی	تحفہ دیا	۵۶,۷۰۰,۰۰۰

منافعِ حصص اور تخصیصات

کمپنی کے بورڈ آف ڈائریکٹرز نے ۰۵ اکتوبر ۲۰۲۶ کو منعقدہ اپنے اجلاس میں، ۳۰ جون ۲۰۲۶ کو ختم ہونے والے سال کے لیے فی حصص ۵.۰ روپے، یعنی ۵۰ فیصد، حتمی منافعِ منقسم کی تجویز پیش کی، جس کی منظوری اراکین سے ۲۸ اکتوبر ۲۰۲۶ کو منعقد ہونے والے سالانہ اجلاسِ عام میں لی جائے گی۔ یہ پہلے سے ادا کردہ فی حصص ۵.۰ روپے کے عبوری نقد منافعِ منقسم کے علاوہ ہے۔

مورخہ ۵ اکتوبر ۲۰۲۶ء
کراچی

سلطانہ صدیقی
چیئرپرسن اور ڈائریکٹر

درید قریشی
چیف ایگزیکٹو

Report of The Directors on Consolidated Financial Statements

On behalf of the Board of Directors, we are pleased to submit the Annual Consolidated Financial Statements along with the Auditor's Report thereon for the year ended June 30, 2026.

The consolidated financial statements comprise of group companies consisting of;

Company	Region	Relationship	Shareholding %
Skyline Publications (Private) Limited	Pakistan	Subsidiary	100%
HUM TV Inc.	USA	Subsidiary	100%
HUM Network FZ LLC	Dubai	Subsidiary	100%
HUM Network UK Limited	United Kingdom	Subsidiary	100%
HUM Co. (Private) Limited	Pakistan	Subsidiary	100%
HUM Mart (Private) Limited	Pakistan	Subsidiary	70%
Tower Sports (Private) Limited	Pakistan	Subsidiary	100%
Sphere Ventures (Private) Limited	Pakistan	Subsidiary	100%
TS3 FZ LLC	Dubai	Subsidiary	100%
Karwaan Music (Private) Limited	Pakistan	Joint Venture	50%

For the financial year ended June 30, 2026 the group recorded revenue of Rs. 8,723 million (June 30, 2025: Rs. 11,487 million) and profit after tax of Rs. 267 million (June 30, 2025: Rs. 1,236 million). The results translate into earnings per share of Rs. 0.24 (FY 2025: Rs. 1.09).

The Directors' Report on HUM Network Limited for the year ended June 30, 2026 has been separately presented in the annual report.

October 5, 2026

Karachi

DURAID QURESHI
Chief Executive

SULTANA SIDDIQUI
Chairperson & Director

مجموعی مالیاتی گوشواروں پر ڈائریکٹرز کی رپورٹ

بورڈ آف ڈائریکٹرز کی جانب سے میں مالیاتی سال ۳۰ جون ۲۰۲۶ء کے لئے سالانہ مجموعی مالیاتی گوشوارے بمع آڈیٹرز رپورٹ پیش کر رہا ہوں۔

گروپ درج ذیل پر مشتمل ہے:

کمپنی	خطہ	رشتہ	شیئر ہولڈنگ فیصد
اسکائے لائن پبلیکیشنز (پرائیویٹ) لمیٹڈ	پاکستان	ذیلی ادارہ	۱۰۰ فیصد
ہم ٹی وی انکارپوریشن	یو ایس اے	ذیلی ادارہ	۱۰۰ فیصد
ہم نیٹ ورک ایف زیڈ، ایل ایل سی	دبئی	ذیلی ادارہ	۱۰۰ فیصد
ہم نیٹ ورک یو کے لمیٹڈ	یونائیٹڈ کنگڈم	ذیلی ادارہ	۱۰۰ فیصد
ہم کمپنی (پرائیویٹ) لمیٹڈ	پاکستان	ذیلی ادارہ	۱۰۰ فیصد
ہم مارٹ (پرائیویٹ) لمیٹڈ	پاکستان	ذیلی ادارہ	۷۰ فیصد
ٹاور اسپورٹس (پرائیویٹ) لمیٹڈ	پاکستان	ذیلی ادارہ	۱۰۰ فیصد
اسفیئر وینچرز (پرائیویٹ) لمیٹڈ	پاکستان	ذیلی ادارہ	۱۰۰ فیصد
ٹی ایس ۳، ایف زیڈ، ایل ایل سی	دبئی	ذیلی ادارہ	۱۰۰ فیصد
کاروان میوزک پرائیویٹ لمیٹڈ	پاکستان	جوائنٹ وینچرز	۵۰ فیصد

مالیاتی سال ۳۰ جون ۲۰۲۶ء میں گروپ نے مبلغ ۸،۷۲۳ ملین روپے منافع (۳۰ جون ۲۰۲۵ء: ۱۱،۴۸۷ ملین روپے) اور بعد از ٹیکس مبلغ ۲۶۷ ملین روپے (۳۰ جون ۲۰۲۵ء: ۱،۲۳۶ ملین روپے) منافع حاصل کیا۔ یہ نتائج آمدنی ۰.۲۴ روپے فی شیئر (مالیاتی سال ۲۰۲۵ء: ۱.۰۹ روپے) کے تحت ترتیب دیئے گئے ہیں۔

ہم نیٹ ورک لمیٹڈ پر مالیاتی سال ۳۰ جون ۲۰۲۶ء کی ڈائریکٹر رپورٹ سالانہ رپورٹ میں علیحدہ سے پیش کی گئی ہے۔

مورخہ ۵ اکتوبر ۲۰۲۶ء

کراچی

محترمہ سلطانہ صدیقی
چیئرپرسن و ڈائریکٹر

دریدقریشی
چیف ایگزیکٹیو آفیسر

Sustainability highlights

HUM NETWORK LIMITED ~ FY2026

Transparent reporting helps stakeholders understand HUM Network Limited's (HNL) sustainability priorities, assess our progress and hold the Company accountable for our commitments. These FY2026 highlights present selected initiatives and reported outputs, demonstrating how HUM uses its platforms, people and partnerships to support public-interest communication, inclusion and community wellbeing.

848	2,557	11	600+
minutes of complimentary airtime	public-service advertisements	Women Leaders Award honorees	volleyball participants

Media reach for public good

During the year, HNL provided 848 minutes of complimentary airtime across HUM TV, HUM News, Masala TV and HUM Sitaray for 2,557 public service advertisements, including campaigns by the Depilex Smileagain Foundation, LRBT and national mental health awareness initiatives. This support helped partner organisations reach wider audiences at no airtime cost, advancing public-interest causes and social awareness.

Working with traffic police authorities, HNL also promoted responsible driving through messages including "No Helmet, No Safety" and "Driving Without a License is a Crime."

Road-safety awareness with traffic police authorities.

Leadership, visibility and participation

The HUM Women Leaders Award 2026 recognised 11 women for contributions spanning healthcare, education, diplomacy, technology, journalism and human rights. National broadcasts brought their achievements to wider audiences.

During the year, HNL also supported the National Women's Volleyball Tournament, which brought together more than 600 participants from over 60 teams, promoting participation, teamwork and healthy lifestyles.

HUM Women Leaders Award 2026 | Lahore, 26 January 2026

Communities and responsible operations

Education and public spaces

HNL supported education and community projects through partnerships with including Momina & Duraid Foundations, municipal authorities and other stakeholders.

PKR 25.4 million

COMBINED PARTNER-PROJECT INVESTMENT

Ibn-e-Insha School & Family Park

Rehabilitation in North Nazimabad, Karachi, with TMC Nazimabad and partners. The adjoining school serves approximately 185 students.

PKR 50 million

COMBINED PARTNER-PROJECT INVESTMENT

Dr. Adib Rizvi School and park

Complete renovation of the school and adjoining park through a community partnership.

Further education support included the 300-seat Sultana Siddiqui Auditorium at Public School & College, Sir Syed Town, North Karachi, serving approximately 1,000 students, and financial and academic assistance to Maan Jee School in Nusrat Bhutto Colony, with approximately 470 students. In addition, renovation and rehabilitation work was carried out at Allama Iqbal School, Syed Asgher Ashfaq Primary School and Rabia Basri School.

Employee volunteerism: blood donation drive

During the year, HNL organised a blood donation drive across its Karachi, Lahore and Islamabad offices, encouraging employee volunteerism in support of community healthcare. Employees contributed more than 200 blood bags for patients requiring transfusions, reflecting the Company's commitment to community wellbeing and social responsibility.

People, safety and responsible operations

Saaf Pakistan

HNL has undertaken moving overhead internet and telephone cables into an underground utility tunnel near its Karachi office on I.I. Chundrigar Road. Street-wall cleaning and road-marking improvements supported the surrounding environment.

Workplace safety and wellbeing

HNL has also invested in fire-safety maintenance and a new alarm monitoring panel, alongside a fire drill in February 2026. Smoke-free workplace practices restrict smoking to designated areas and support employee health.

Strengthening governance and reporting

During the year HNL is in the process to establish a baseline for strengthening sustainability governance, reporting boundaries, data management and internal controls. In FY 2026, HNL formed the Audit and Sustainability Committee by expanding its Audit Committee's responsibilities to oversee sustainability risks, opportunities, ESG performance and reporting requirements, supporting alignment with Regulation 10A of the Listed Companies (Code of Corporate Governance) Regulations, 2019. Its reporting roadmap will also address editorial and content responsibility, data privacy and cybersecurity, representation and inclusion, and its operational and environmental footprint.

Under SECP's phased implementation roadmap, HNL falls within Phase II, applicable to listed companies meeting any two prescribed thresholds for annual reporting periods beginning on or after 1 July 2026. HNL is in process of aligning with IFRS S1 and IFRS S2 and plans voluntary early disclosures later this year, commensurate with its available skills, capabilities and resources. These Sustainability Highlights outline key initiatives, achievements and ESG priorities, providing a foundation for more consistent, transparent, comparable and comprehensive future disclosures.

Code of ethics & business practices

1. Introduction

1.1 The provisions of this Code as set forth are mandatory, and full compliance is expected under all circumstances. The Code affirms the Company's commitment to uphold high moral and ethical standards and specifies the basic norms of behavior for those who are involved in representing the Company i.e. every director or every employee or other person(s) associated or working with the Company (hereinafter collectively referred to as "Members or We or Us or Our").

1.2 Failure to comply with the Code can result in consequences for both the individual and the Company. The Company can impose appropriate discipline which may include discharge for violations of the Code. Furthermore, conduct that violates the Code may also violate federal or provincial law and could subject both the Company and the individual to prosecutions and legal sanctions.

1.3 All members are responsible for complying with the Code. Any director or employee who becomes aware of a violation or possible violation of the Code must report that information immediately to his/her superior or a senior officer of the Company or the audit committee of the Board of Directors. It is a violation of the Code to discriminate or retaliate against any person for reporting such information.

2. Build Trust and Credibility

2.1 The success of our business is dependent on the trust and confidence we earn from our employees, directors and shareholders. We gain credibility by adhering to our commitments, displaying honesty and integrity and reaching Company goals solely through honorable conduct. It is easy to say what we must do, but the proof is in our actions. Ultimately, we will be judged on what we do.

3. Compliance with the Law

3.1 Company's commitment to integrity begins with complying with laws, rules and regulations where we do business. Further, each of us must have an understanding of the company policies, laws, rules and regulations that apply to our specific roles. If we are unsure of whether a contemplated action is permitted by law or Company policy or in case of any other ambiguity, we should seek the advice from the HR Department/HR & R Committee/ Company's Legal Counsel/ Audit Committee as the case may be. We are responsible for preventing violations of law and for reporting to the appropriate person(s) if we see possible violations.

3.2 Many of the Company's activities are subject to complex and changing laws. Ignorance of the law is not a defense. Accordingly, Members must diligently ensure that they are aware of, and that their conduct cannot be interpreted as being in contravention of laws governing the affairs of the Company.

4. Confidential and Proprietary Information

4.1 Integral to the Company's business success is our protection of confidential company information, as well as nonpublic information entrusted to us by employees, customers and other business partners. Confidential and proprietary information includes such things as pricing and financial data, customer names/addresses or nonpublic information about other companies, including current or potential supplier and vendors. We will not disclose confidential and nonpublic information without a valid business purpose and proper authorization.

4.2 Certain records, reports, papers, processes, plans and methods of the Company or to which the Company has been permitted access are considered to be secret and confidential by the Company or the party who has permitted access thereto, and employees and Directors are prohibited from revealing information concerning such matters without proper authorization.

4.3 Directors, individuals, clients, agencies, investors and the public should have information about the Company as is necessary for them adequately to judge the Company and its activities. The Company believes that full and complete reporting to governmental agencies and the provision of information to the public as required constitutes a responsible and workable approach to disclosure. However, the Company except as required by law, will not disclose information important to its competitive effectiveness or which might violate the private rights of individuals, enterprises or institutions. Employee and Directors are therefore prohibited from discussing or disclosing any secret or confidential information about the Company or in the possession of the Company unless such disclosure has been authorized by the Board of Directors and /or as required by the law.

4.4 All member shall comply with Company's policies and procedures relating to the retention and orderly destruction of the Company's documents.

4.5 It is important that we respect the proprietary rights of others. We will not acquire or seek to acquire improper means of a competitor's trade secrets or other proprietary or confidential information. We will not engage in unauthorized use, copying, distribution or alteration of software or other intellectual property.

5. Use of Company Resources/Property

5.1 The employees and directors will always maintain in good condition Company property/resources, which may be entrusted to them for official use during the course of employment and shall return all such property to the Company prior to relinquishment of her/his charge, failing which the cost of the same will be recovered by the Company.

5.2 Company resources, including but not limited to the materials, assets (moveable or immoveable), intellectual property, equipment, electronic devices, telephones, fax machines, emails, WhatsApp, mobile/cell phones, mobile sims, computers, laptops, internet connections/devices, social media accounts, digital platforms, data and information etc. ("Company Property") are provided for company business use only and no personal use is permissible.

5.3 All employees and those who represent the Company are trusted to behave responsibly and use good judgment to conserve company resources and properties. Head of the departments (HOD) are responsible for the resources assigned to their departments and are empowered to resolve issues concerning their proper use.

5.4 No employee shall be allowed or permitted to use Company Property in the conduct of an outside business or in support of any religious, political or other outside daily activity, except for company-requested support to nonprofit organizations. Company will not solicit contributions nor distribute non-work-related materials.

5.5 In order to protect the interests of the Company and/or other employees or associated person or undertakings, the Company reserves the right to monitor or review all data and information contained on an employee's company-issued computer or electronic device, the use of the Internet or Company's intranet. Company will not tolerate the use of Company Property or other resources to create, access, store, print, solicit or send any materials that are harassing, threatening, abusive, sexually explicit or otherwise offensive or inappropriate in any manner whatsoever.

6. Create a Culture of Open and Honest Communication

6.1 At the Company everyone should feel comfortable to speak his or her mind, particularly with respect to ethics concerns. Head of departments have a responsibility to create an open and supportive environment where employees feel comfortable raising such questions. We all benefit tremendously when employees exercise their power to prevent mistakes or wrongdoing by asking the right questions at the right times.

6.2 Employees are encouraged, in the first instance, to address such issues with their managers/superior, as most problems can be resolved swiftly at this stage. If for any reason that is not possible or if an employee is not comfortable raising the issue with his or her manager/HOD, HR does operate with an open-door policy.

7. Gifts and Entertainment

7.1 Members shall not on behalf of the Company, furnish directly or indirectly, expensive gifts or provide excessive entertainment or benefits to other persons.

7.2 Members whose duties permit them to do so, may furnish modest gifts, favors and entertainment to persons other than public officials, provided all of the following criteria are met:

(a) The gifts are not in form of cash, bonds or other negotiable securities and are of limited value so as not to be capable of being interpreted as a bribe, payoff or other improper payment;

(b) they are made as a matter of general and accepted business practice and does not constitute unfair business inducements that would violate law, regulation or policies of the Company;

(c) they do not contravene any laws and are made in accordance with generally accepted ethical practices; and

(d) if subsequently disclosed to the public, their provision would not in any way embarrass the Company or the recipients or reflect negatively on Company's reputation;

For example, reasonable expenses of the entertainment of current or prospective business associates or customers are permissible by employees whose duties embrace the providing of such entertainment, provided prior approval from the CEO are obtained and proper accounting is made.

7.3 Members who award contracts or who can influence the allocation of business, who create specifications that result in the placement of business or who participate in negotiation of contracts must be particularly careful to avoid actions that create the appearance of favoritism or that may adversely affect the Company's reputation for impartiality and fair dealing. The prudent course is to refuse a courtesy from a vendor when Company is involved in choosing or reconfirming a supplier or under circumstances that would create an impression that offering courtesies is the way to obtain Company business.

8. Public Officials

8.1 All dealings between employees or directors of the Company and public officials should be transparent.

8.2 Even the appearance of impropriety in dealing with public officials is improper and unacceptable. Any participation directly or indirectly, in any bribes, kickbacks, illegal gratuities indirect contributions or similar payments is expressly forbidden, whether or not they might further the business interest of the Company. Maintenance of a high standard of integrity is of the utmost importance to the Company.

8.3 Since the furnishing, on behalf of the Company, of even an inexpensive gift or a modest entertainment or benefit to a public official may be open to the interpretation that it was furnished illegally to secure the use of his/her influence as public official, no such gift, entertainment or benefit may be furnished by an employee or director.

9. Political Contributions

9.1 The use of the Company's funds, goods or services as contributions to political parties, candidates or campaigns is specifically forbidden.

9.2 Contributions include money or anything having value, such as loans, services, entertainment, trips and the use of the Company's facilities or assets.

10. Personal Gain

10.1 Directors or employees shall not use their status to obtain personal gain from those doing or seeking to do business with the Company.

10.2 Except as hereinafter provided, employees and directors should neither seek nor accept gifts, payments, services, fees, special valuable privileges, pleasure or vacation trips or accommodations or loans from any persons (except, in the case of loans, from persons in the business of lending and then only on conventional terms) or from any organization or group that does or is seeking to do business with the Company or any of its affiliates, or from a competitor of the Company or any of its affiliates. However, employees and directors may accept modest gifts, favors or entertainment up to the maximum limits prescribed by the Board of Directors of the Company from time to time provided that doing so is consistent with the tests relating to the furnishing of gifts set forth in section-7.

11. Conflicts of Interest

11.1 Members should avoid situations in which their personal interest's conflict or might conflict with their responsibilities towards the Company. All such conflicts must be fully disclosed to the employee's superior or in the case of directors, to the audit committee of the Board of directors.

11.2 Members should seek to avoid acquiring any interest or participation in any activities that would tend to:

a. Deprive the Company of the time or attention required to perform their duties properly; or

b. Create an obligation or distraction which would affect their judgment or ability to act solely in the Company's best interest.

11.3 All members are required to disclose in writing to their supervisors or to the Audit Committee of the Board of Directors all business, commercial or financial interests or activities where such interests or activities might reasonably be regarded as creating an actual or potential conflict with their duties to the Company. Every employee of the Company who is charged with executive, managerial or supervisory responsibility and every Director is required to see that actions taken and decision made within his/her jurisdiction are free from the influence of any interests that might reasonably be regarded as conflicting with those of the Company.

11.4 If personal financial benefit is improperly gained by an employee or director, directly or indirectly, or through a spouse or child or a relative sharing the same residence as the employee or director, as a result of his / her employment or position with the Company or by the use or misuse of the Company's property or of information that is confidential to the Company's business, then the employee or director must account to the Company for any benefit received. Member must do more than merely act within the law. They must act in such a manner that their conduct will bear the closest scrutiny should circumstance demand that it be examined. Not only actual conflicts of interest but the very appearance of conflict should be avoided.

11.5 Determining whether a conflict of interest exists is not always easy to do. Member with a conflict-of-interest question should seek advice from management. Before engaging in any activity, transaction or relationship that might give rise to a conflict of interest, employees must seek review from their managers or the HR department/ Company's Legal Counsel/Audit Committee.

12. Inside Information

12.1 Members shall not use for their own financial gain or disclose for the use of others, inside information obtained as a result of their position within the Company.

12.2 Members may find themselves in violation of the applicable securities laws if they misuse information not generally known to the public and either trade or induce others to trade in the stock of the Company or in the stock of another Company. Specific confidential information would include but not limited to financial information, information concerning acquisitions or dispositions of properties and proposed acquisition or mergers with other companies.

12.3 Confidential, price-sensitive information may only be acted on or passed on if the transfer of information is necessary for legitimate business reasons ("Need to Know-Principal") or unless it is required by the law. Anyone who has such information may not recommend or initiate transactions with respect to any securities or other financial instruments the price of which may be affected by such information. The Company must be informed immediately if a member has reason to believe information is being or has been shared that violates insider trading regulations.

13. Client Information and Advice

13.1 Members must not seek to mislead the market or clients in any manner. When working with a client, appropriate care shall be taken that the client receives information which is necessary for a reasonable decision by the client. This includes information and advice given. Members shall not provide advice and/or recommendations regarding any service in which they are not appropriately authorized.

14. Authorization and Recording of Transactions and safekeeping of Assets

14.1 The Company's books and records must reflect, in an accurate, fair and timely manner, the transactions and disposition of assets of the Company. Member responsible for the Company's books and records must ensure that this occurs.

14.2 All transactions must be authorized and executed in accordance with the instructions of management and the Board of Directors. They must be recorded so as to permit the accurate preparation of financial statements in conformity with generally accepted accounting principles and other generally accepted laws applicable to such statements and to maintain accountability for assets.

14.3 Access to assets is permitted only in accordance with the authorization of management.

14.4 The use of Company funds or assets for any unlawful or improper purpose is strictly prohibited and those responsible for the accounting and record keeping functions are expected to be vigilant in ensuring enforcement of this prohibition. The recorded accountability for assets will be compared with the existing assets at reasonable intervals and appropriate action will be taken with respect to any differences.

14.5 We must not improperly influence, manipulate or mislead any authorized audit, nor interfere with any auditor engaged to perform an internal independent audit of Company books, records, processes or internal controls.

14.6 Safeguarding the company's assets is the responsibility of all members. Theft, carelessness, and waste have a direct impact on the company's profitability. Assets should be used efficiently and maintain such assets with care and respect, while guarding against waste and abuse. Look for opportunities to improve performance while reducing costs. The use of company time, materials, assets, or facilities for purposes unrelated to the company's business, or the removal or borrowing of company property, is prohibited

15. Discrimination-Free Work Environment

15.1 The policy of the Company is to provide a working environment free of discrimination and harassment in which individuals are accorded equality of employment opportunity based upon merit and ability.

15.2 Discriminatory practices based on race, sex, color, national or ethnic origin, religion, marital status, family status, age or disability will not be tolerated. Members are entitled to freedom from sexual and all other forms of personal harassment in the work place.

15.3 It is not a discriminatory practice to make a distinction between persons based on bona fide occupational requirements. Since bona fide occupational requirements are narrowly defined, such distinctions should not be undertaken without first obtaining express authorization.

16 Competition and Trade Practice Standards

16.1 The Company shall compete vigorously and creatively in its business activities, but its efforts in the marketplace shall be conducted in a fair and ethical manner in strict compliance with applicable competition and trade practice laws and regulations.

16.2 Under no circumstances shall any employee or Director of the Company be a party to any collusion or concerted effort of any type involving any competitor vendor, supplier, customer or other party, which is in restraint of trade or violation of laws and regulations designed to foster competition. Because laws relating to competition are complex, employees and Directors should refer matters about what they are in doubt to their superior or should seek the advice of the HR Department/ Company's Legal Counsel/ Audit Committee/ HR&R Committee as the case may be.

17 Accountability

17.1 Each of us is responsible for knowing and adhering to the values and standards set forth in the Code and for raising questions if we are uncertain about Company policy. If we are concerned whether the standards are being met or are aware of violations of the Code, we must contact the HR department/Legal Counsel/Audit Committee/HR&R Committee.

17.2 Company takes seriously the standards set forth in the Code, and violations are cause for disciplinary action up to and including termination of employment.

18. Standards of Conduct

18.1 Although the various matters dealt with in this Code do not cover the full spectrum of employee or Director activities, they are indicative of the Company's commitment to the behavior expected from employees and Directors in all circumstances.

Whistle-Blowing Policy

1. Purpose

To encourage employees to disclose any malpractice or misconduct of which they become aware and to provide protection for employees who report allegations of such malpractice or misconduct. The main purpose of this whistle blowing policy is to give all employees an opportunity to disclose matters they feel need to be reported in the interest of fair-play and larger benefit of the organization; high standard of corporate governance; compliance with legal requirements and protection of the Company's interest.

2. Policy

The whistle blowing policy is designed to encourage employees to report alleged malpractice or misconduct, to ensure that all allegations are thoroughly investigated and suitable action taken where necessary. Any whistle-blowing employee is protected against adverse employment actions (discharge, demotion, suspension, harassment, or other forms of discrimination) for raising allegations of business misconduct. An employee is protected even if the allegations prove to be incorrect or unsubstantiated as long as there is no evidence of willful misreporting. Employees who participate or assist in an investigation will also be protected.

3. Requirement of policy

This document thus sets out a formal whistle-blowing policy, consisting of safe and effective procedures for misconduct disclosure or reporting so that appropriate remedial action can be taken. A written, formal policy is also a means of preventing and deterring misconduct that might be contemplated but has not yet taken place. It is also a transparent method of addressing issues relating to whistle blowing, such as answering standard questions, giving assurances, providing information and offering explanations.

4. On what should one blow the whistle

Any serious concerns you may have about any aspect of the operations of the Hum Network Limited (the Company) and those who work in the Company can be reported under this policy. This may be a conduct that:

- Is against the governing rules, procedures, and policies, or established standards of practice of the Company. amounts to improper, unethical, or unlawful conduct;
- Amounts to waste of company's resources; makes you feel uncomfortable in terms of your experience with the standards you believe; or
- Amounts to an attempt to cover up any of these types of actions. Conduct becomes reportable when it happens or when it is reasonably likely to occur. Harm to the Company or to its integrity may occur when any of this conduct is unchecked or unaddressed. Importantly, in determining whether to report conduct, harm is not only measured in terms of monitory loss to the organization, or damage to a particular program or initiative, but the harm may also be done to the integrity and reputation of the Company itself, or its survival and/or growth.

Reportable conduct falls into the following categories:

4.1 Illegal or unlawful conduct

Conduct may be illegal or unlawful in terms of the Rules and Regulations of the Company and other applicable laws. We all have legal responsibilities, obligations or duties. Criminal offences - such as theft, fraud, corruption (for example, bribery), or money laundering - are in breach of legal duties and therefore constitute reportable misconduct.

4.2 Un-procedural conduct

Conduct may be un-procedural since it violates clearly communicated procedures (in the form of policies, regulations, or rules) governing the operations of the Specific rules and processes, together with other best practice procedures, guide accounting practices and controls, financial reporting, auditing matters, the transfer of funds to recipients, approved recipient accounts, and the like. Such procedures are important for good governance and breaching them may expose the application of funds to risk of loss or real loss.

4.3 Unethical conduct

Conduct may be unethical since it undermines universal, core ethical values, such as integrity, respect, honesty, responsibility, accountability, fairness. For example one could exert undue pressure on a person in position of power in order to gain an advantage. That would be unfair to others and as such unethical, although neither unlawful nor un-procedural. But not all unethical conduct is reportable. For example, some kinds of conduct may be disrespectful and therefore undesirable, without harming any serious interests other than personal feelings. This would not be reportable misconduct.

4.4 Wasteful conduct

Conduct constituting a gross waste of resources is a reportable category in its own right since responsible stewardship of resources is as crucial to the success of the Company as all employees have an obligation to ensure that all resources are used prudently and efficiently. If resources are spent in a wasteful manner, and in breach of the public trust under which they are provided, and an employee knows about this then this would be reportable under the whistle-blowing mechanism.

5. Whistle-blower protection

HHNL shall take all necessary actions to safeguard the interests of the whistle-blower. Where an individual makes a report under this policy in good faith, reasonably believed to be true, there will be no retaliation (please read detail below) against the reporter should the disclosure turn out to be misguided. Retaliation means any direct or indirect detrimental action recommended, threatened or taken because an individual reported conduct described in Section 4 of this policy. When established, retaliation is by itself misconduct which may be pursued under the appropriate mechanisms - for example, through disciplinary action initiated through mechanisms of HR Policy or more broadly and as appropriate, through other mechanisms of the company's rules. Reporting under this policy, however, in no way immunizes or shields a whistle-blower against action following from his or her own misconduct, which includes willfully making allegations through the whistle-blowing mechanism that the individual knows to be false or makes with an intent to misinform.

6. Whistle-blowing procedures

HNL encourages all its employees to act responsibly at all times and protect themselves and the company against any illegal or immoral acts (see section 4) by immediately reporting any such actions to the Designated Person.

Designated Persons (DPs)

- Company secretary, and
- Head of Internal Audit

Shall be the "Designated Persons" (DPs), and all information shall be directly conveyed to the DPs by the whistle-blower.

Access to the Designated Person

The whistle-blower shall have direct access to the Designated Persons at all times. This right of the whistle-blower shall be upheld under all circumstances and respected by the management of the Company.

Medium of Reporting

Reports to the Designated Persons can be made by: Official email address of the Designated Persons.

Follow up Procedure

The DPs will initiate an investigation and take any consequent action as deemed appropriate and will record the same for information of the Board of Directors, keeping at all times, the confidentiality of the Whistle Blower's identity.

THIS PAGE IS INTENTIONALLY LEFT BLANK

UNCONSOLIDATED FINANCIAL STATEMENTS

INDEPENDENT AUDITOR'S REPORT
To the members of HUM Network Limited

Report on the Audit of the Unconsolidated Financial Statements

Opinion

We have audited the annexed unconsolidated financial statements of **HUM Network Limited (the Company),** which comprise the unconsolidated statement of financial position as at **30 June 2026,** and the unconsolidated statement of profit or loss, the unconsolidated statement of comprehensive income, the unconsolidated statement of changes in equity, the unconsolidated statement of cash flows for the year then ended and notes to the unconsolidated financial statements, including material accounting policy information and other explanatory information, and we state that we have obtained all the information and explanations which, to the best of our knowledge and belief, were necessary for the purposes of the audit.

In our opinion and to the best of our information and according to the explanations given to us, the unconsolidated statement of financial position, the unconsolidated statement of profit or loss, the unconsolidated statement of comprehensive income, the unconsolidated statement of changes in equity and the unconsolidated statement of cash flows together with the notes forming part thereof conform with the accounting and reporting standards as applicable in Pakistan and give the information required by the Companies Act, 2017 (XIX of 2017), in the manner so required and respectively give a true and fair view of the state of the Company's affairs as at 30 June 2026 and of the profit, the other comprehensive income, the changes in equity and its cash flows for the year then ended.

Basis for Opinion

We conducted our audit in accordance with International Standards on Auditing (ISAs) as applicable in Pakistan. Our responsibilities under those standards are further described in the *Auditor's Responsibilities for the Audit of the Unconsolidated Financial Statements* section of our report. We are independent of the Company in accordance with the International Ethics Standards Board for Accountants' *Code of Ethics for Professional Accountants* as adopted by the Institute of Chartered Accountants of Pakistan (the Code) and we have fulfilled our other ethical responsibilities in accordance with the Code. We believe that the audit evidence we have obtained is sufficient and appropriate to provide a basis for our opinion.

Key Audit Matters

Key audit matters are those matters that, in our professional judgment, were of the most significance in our audit of the unconsolidated financial statements of the current year. These matters were addressed in the context of our audit of the unconsolidated financial statements as a whole, and in forming our opinion thereon, and we do not provide a separate opinion on these matters.

Following are the Key Audit Matters:

Key audit matters	How the matter was addressed in our audit
1. Television program costs	
As disclosed in notes 2.5.1, 3.4 and 9 to the unconsolidated financial statements, television program costs amounting to Rs. 1,250,370,044 are carried at lower of remaining cost and net realizable value determined based on revenue which is expected to be earned. Revenue expected to be earned is estimated by the management based on various factors including advertising rates, airing schedule and number of planned re-runs. Accordingly, these estimates are reviewed periodically and costs charged to the unconsolidated statement of profit or loss and remaining cost of assets are adjusted, if necessary. We have considered this as a key audit matter due to involvement of management's estimates and assumptions.	Our key audit procedures, amongst others, included the following: • obtained an understanding of the Company's processes and related internal controls over television program costs; • performed testing of inputs used by the management in the calculation of expected revenue to be earned on a sample basis by inspecting the underlying supports; • performed recalculation of cost charged by the management in the unconsolidated statement of profit or loss for a sample of television programs in accordance with the policy of the Company; • performed testing of purchase of television programs on a sample basis to ensure that they are recorded appropriately at the correct costs when the control of the underlying episodes have been transferred to the Company; and • assessed the reasonableness of the estimates used by the management by comparing these with the actual results on a sample basis.
2. Revenue from advertisements and subscriptions	
As disclosed in note 22 to the unconsolidated financial statements, revenue earned by the Company from advertisements and subscriptions amounting to Rs. 6,590,925,272 constitutes 96% of the total revenue of the Company. In case of advertisement revenue, the point of recognition is when the related advertisement is aired. Subscription revenue is recognised in the month, the service is rendered. We have considered this as a key audit matter considering the significance of the amount of revenue generated from the streams mentioned above. Further, revenue is also considered as a key performance indicator of the Company to meet stakeholders' expectations.	Our key audit procedures in this area amongst others included the following: • obtained an understanding of the Company's processes and related internal controls for revenue recognition from advertisements and subscriptions and on a sample basis, tested the effectiveness of those controls, specifically in relation to recognition of revenue and timing thereof; • inspected a sample of contracts to check that revenue recognition was in accordance with the contract terms and the Company's revenue recognition policies; • performed testing of transactions on a sample basis to ensure that the related revenues are recorded appropriately when the advertisement is aired in case of advertisement revenue and the month in which the service is rendered in case of subscription revenue; and • assessed the adequacy of the related disclosures in accordance with the applicable financial reporting standards.

Information Other than the Unconsolidated Financial Statements and Auditor's Report Thereon

Management is responsible for the other information. The other information comprises the information included in the Annual Report but does not include the unconsolidated financial statements, consolidated financial statements and our auditor's report thereon. Our opinion on the unconsolidated financial statements does not cover the other information and we do not express any form of assurance conclusion thereon.

In connection with our audit of the unconsolidated financial statements, our responsibility is to read the other information and, in doing so, consider whether the other information is materially inconsistent with the unconsolidated financial statements, or our knowledge obtained in the audit or otherwise appears to be materially misstated. If, based on the work we have performed, we conclude that there is a material misstatement of this other information, we are required to report that fact. We have nothing to report in this regard.

Responsibilities of Management and Board of Directors for the Unconsolidated Financial Statements

Management is responsible for the preparation and fair presentation of the unconsolidated financial statements in accordance with the accounting and reporting standards as applicable in Pakistan and the requirements of Companies Act, 2017 (XIX of 2017) and for such internal control as management determines is necessary to enable the preparation of unconsolidated financial statements that are free from material misstatement, whether due to fraud or error.

In preparing the unconsolidated financial statements, management is responsible for assessing the Company's ability to continue as a going concern, disclosing, as applicable, matters related to going concern and using the going concern basis of accounting unless management either intends to liquidate the Company or to cease operations, or has no realistic alternative but to do so. The Board of Directors is responsible for overseeing the Company's financial reporting process.

Auditor's Responsibilities for the Audit of the Unconsolidated Financial Statements

Our objectives are to obtain reasonable assurance about whether the unconsolidated financial statements as a whole are free from material misstatement, whether due to fraud or error, and to issue an auditor's report that includes our opinion. Reasonable assurance is a high level of assurance but is not a guarantee that an audit conducted in accordance with ISAs as applicable in Pakistan will always detect a material misstatement when it exists. Misstatements can arise from fraud or error and are considered material if, individually or in the aggregate, they could reasonably be expected to influence the economic decisions of users taken on the basis of these unconsolidated financial statements.

As part of an audit in accordance with ISAs as applicable in Pakistan, we exercise professional judgment and maintain professional skepticism throughout the audit. We also:

- Identify and assess the risks of material misstatement of the unconsolidated financial statements, whether due to fraud or error, design and perform audit procedures responsive to those risks, and obtain audit evidence that is sufficient and appropriate to provide a basis for our opinion. The risk of not detecting a material misstatement resulting from fraud is higher than for one resulting from error, as fraud may involve collusion, forgery, intentional omissions, misrepresentations, or the override of internal control.

- Obtain an understanding of internal control relevant to the audit in order to design audit procedures that are appropriate in the circumstances, but not for the purpose of expressing an opinion on the effectiveness of the Company's internal control.

- Evaluate the appropriateness of accounting policies used and the reasonableness of accounting estimates and related disclosures made by management.

- Conclude on the appropriateness of management's use of the going concern basis of accounting and, based on the audit evidence obtained, whether a material uncertainty exists related to events or conditions that may cast significant doubt on the Company's ability to continue as a going concern. If we conclude that a material uncertainty exists, we are required to draw attention in our auditor's report to the related disclosures in the unconsolidated financial statements or, if such disclosures are inadequate, to modify our opinion. Our conclusions are based on the audit evidence obtained up to the date of our auditor's report. However, future events or conditions may cause the Company to cease to continue as a going concern.

- Evaluate the overall presentation, structure and content of the unconsolidated financial statements, including the disclosures, and whether the unconsolidated financial statements represent the underlying transactions and events in a manner that achieves fair presentation.

We communicate with the Board of Directors regarding, among other matters, the planned scope and timing of the audit and significant audit findings, including any significant deficiencies in internal control that we identify during our audit.

We also provide the Board of Directors with a statement that we have complied with relevant ethical requirements regarding independence, and to communicate with them all relationships and other matters that may reasonably be thought to bear on our independence, and where applicable, related safeguards.

From the matters communicated with the Board of Directors, we determine those matters that were of most significance in the audit of the unconsolidated financial statements of the current year and are therefore the key audit matters. We describe these matters in our auditor's report unless law or regulation precludes public disclosure about the matter or when, in extremely rare circumstances, we determine that a matter should not be communicated in our report because the adverse consequences of doing so would reasonably be expected to outweigh the public interest benefits of such communication.

Report on Other Legal and Regulatory Requirements

Based on our audit, we further report that in our opinion:

a) proper books of account have been kept by the Company as required by the Companies Act, 2017 (XIX of 2017);
b) the unconsolidated statement of financial position, the unconsolidated statement of profit or loss, the unconsolidated statement of comprehensive income, the unconsolidated statement of changes in equity and the unconsolidated statement of cash flows together with the notes thereon have been drawn up in conformity with the Companies Act, 2017 (XIX of 2017) and are in agreement with the books of account and returns;
c) investments made, expenditure incurred and guarantees extended during the year were for the purpose of the Company's business; and
d) zakat deductible at source under the Zakat and Ushr Ordinance, 1980 (XVIII of 1980), was deducted by the Company and deposited in the Central Zakat Fund established under section 7 of that Ordinance.

The engagement partner on the audit resulting in this independent auditor's report is **Shaikh Ahmed Salman.**

Chartered Accountants
Place: Karachi
Date: October 07 2026
UDIN Number: AR202610076gitkPyBJ6

UNCONSOLIDATED STATEMENT OF FINANCIAL POSITION AS AT JUNE 30, 2026

ASSETS	Note	2026	2025
		---------- Rupees	----------
NON-CURRENT ASSETS			
Property and equipment	4	**1,536,401,361**	1,540,152,363
Intangible assets	5	**118,556,829**	24,408,333
Long term investments	6	**242,974,730**	242,974,730
Long term deposits, advances and prepayments	7	**259,481,151**	271,699,519
Deferred tax asset - net	8	**582,721,606**	172,138,033
		2,740,135,677	2,251,372,978
CURRENT ASSETS			
Inventories		**-**	9,579,352
Television program costs	9	**1,250,370,044**	991,268,944
Trade debts	10	**2,389,993,527**	2,158,538,320
Advances	11	**227,440,079**	483,778,465
Short term deposits, advances and prepayments	12	**34,195,190**	60,609,569
Other receivables	13	**5,933,039,272**	5,206,220,513
Taxation - net		**483,055,334**	370,315,615
Short term investments	14	**1,484,152,101**	1,375,033,308
Cash and bank balances	15	**800,489,991**	476,205,411
		12,602,735,538	11,131,549,497
TOTAL ASSETS		**15,342,871,215**	13,382,922,475
EQUITY AND LIABILITIES			
SHARE CAPITAL AND RESERVES			
Authorised capital 1,500,000,000 (2025: 1,500,000,000) Ordinary shares of Rs.1/- (2025: Rs. 1/-) each		**1,500,000,000**	1,500,000,000
Issued, subscribed and paid-up capital	16	**1,134,000,000**	1,134,000,000
Unappropriated profit		**11,460,892,587**	10,825,442,775
		12,594,892,587	11,959,442,775
NON-CURRENT LIABILITIES			
Lease liabilities	17	**105,819,099**	114,728,733
Long term payables	18	**81,824,592**	-
		187,643,691	114,728,733
CURRENT LIABILITIES			
Trade and other payables	19	**952,749,838**	1,250,913,085
Loan from related party	20	**1,532,352,562**	-
Contract liabilities		**7,100,191**	3,482,172
Unclaimed dividend		**8,062,306**	6,807,368
Current portion of lease liabilities	17	**42,767,540**	47,548,342
Current portion of long term payables	18	**17,302,500**	-
		2,560,334,937	1,308,750,967
CONTINGENCIES AND COMMITMENTS	21		
TOTAL EQUITY AND LIABILITIES		**15,342,871,215**	13,382,922,475

The annexed notes from 1 to 41 form an integral part of these unconsolidated financial statements.

DURAID QURESHI	SULTANA SIDDIQUI	MUHAMMAD ABBAS HUSSAIN
Chief Executive	Chairperson & Director	Chief Financial Officer

UNCONSOLIDATED STATEMENT OF PROFIT OR LOSS FOR THE YEAR ENDED JUNE 30, 2026

	Note	2026	2025
		---------- Rupees	----------
Revenue - net	22	**6,831,723,999**	8,012,805,226
Cost of production	23	**(4,360,767,573)**	(4,180,199,145)
Transmission cost		**(131,623,188)**	(133,140,717)
		(4,492,390,761)	(4,313,339,862)
Gross profit		**2,339,333,238**	3,699,465,364
Distribution expenses	24	**(514,020,815)**	(724,711,934)
Administrative expenses	25	**(1,110,832,311)**	(1,173,198,505)
Other income	26	**676,477,505**	698,647,399
Other expenses	27	**(337,764,788)**	(265,498,321)
Operating profit		**1,053,192,829**	2,234,704,003
Finance cost	28	**(120,832,775)**	(33,691,533)
Profit before final taxes, minimum tax differential and income tax		**932,360,054**	2,201,012,470
Final taxes	29	**(25,941,396)**	(14,903,210)
Minimum tax differential	30	**(85,594,071)**	(108,381,841)
Profit before income tax		**820,824,587**	2,077,727,419
Income tax	31	**381,625,225**	25,259,219
Profit for the year		**1,202,449,812**	2,102,986,638
Earnings per share – basic and diluted	32	**1.06**	1.85

The annexed notes from 1 to 41 form an integral part of these unconsolidated financial statements.

DURAID QURESHI	SULTANA SIDDIQUI	MUHAMMAD ABBAS HUSSAIN
Chief Executive	Chairperson & Director	Chief Financial Officer

UNCONSOLIDATED STATEMENT OF COMPREHENSIVE INCOME FOR THE YEAR ENDED JUNE 30, 2026

	2026	2025
	---------- Rupees	----------
Profit for the year	**1,202,449,812**	2,102,986,638
Other comprehensive income	-	-
Total comprehensive income for the year	**1,202,449,812**	2,102,986,638

The annexed notes from 1 to 41 form an integral part of these unconsolidated financial statements.

DURAID QURESHI
Chief Executive

SULTANA SIDDIQUI
Chairperson & Director

MUHAMMAD ABBAS HUSSAIN
Chief Financial Officer

UNCONSOLIDATED STATEMENT OF CHANGES IN EQUITY FOR THE YEAR ENDED JUNE 30, 2026

	Issued, subscribed and paid-up capital	Unappropriated profit	Total
	----------Rupees----------		
Balance as at July 01, 2024	1,134,000,000	8,722,456,137	9,856,456,137
Profit for the year	-	2,102,986,638	2,102,986,638
Other comprehensive income	-	-	-
Total comprehensive income for the year	-	2,102,986,638	2,102,986,638
Balance as at June 30, 2025	**1,134,000,000**	**10,825,442,775**	**11,959,442,775**
Profit for the year	**-**	**1,202,449,812**	**1,202,449,812**
Other comprehensive income	**-**	**-**	**-**
Total comprehensive income for the year	**-**	**1,202,449,812**	**1,202,449,812**
Interim cash dividend for the year ended June 30, 2026 @ Rs. 0.5/- per share	**-**	**(567,000,000)**	**(567,000,000)**
Balance as at June 30, 2026	**1,134,000,000**	**11,460,892,587**	**12,594,892,587**

The annexed notes from 1 to 41 form an integral part of these unconsolidated financial statements.

DURAID QURESHI
Chief Executive

SULTANA SIDDIQUI
Chairperson & Director

MUHAMMAD ABBAS HUSSAIN
Chief Financial Officer

UNCONSOLIDATED STATEMENT OF CASH FLOWS FOR THE YEAR ENDED JUNE 30, 2026

	Note	2026	2025
		---------- Rupees ----------	
CASH FLOWS FROM OPERATING ACTIVITIES			
Cash (used in) / generated from operations	33	**(663,055,752)**	534,309,154
Income tax paid		**(142,769,864)**	(304,271,236)
Final taxes paid		**(25,941,396)**	(14,903,210)
Minimum tax differential paid		**(85,594,071)**	(108,381,841)
Long term deposits, advances and prepayments - net		**12,218,368**	11,830,574
Payments against long term payables	18	**(2,272,500)**	-
Net cash (used in) / generated from operating activities		**(907,415,215)**	118,583,441
CASH FLOWS FROM INVESTING ACTIVITIES			
Capital expenditure incurred during the year		**(215,918,509)**	(423,770,770)
Short term investments made		**(588,377,477)**	(26,520)
Proceeds from redemption of short term investments		**1,018,628,747**	-
Dividend received		**39,558,000**	20,000,000
Interest received on deposit accounts	26	**39,471,946**	82,606,990
Proceeds from disposal of operating fixed assets	4.4	**19,007,329**	8,090,285
Net cash generated from / (used in) investing activities		**312,370,036**	(313,100,015)
CASH FLOWS FROM FINANCING ACTIVITIES			
Dividend paid		**(565,745,062)**	-
Interest portion of lease liabilities paid	17	**(33,587,305)**	(29,709,627)
Principal portion of lease liabilities paid		**(13,690,436)**	(13,981,065)
Loan received from related party		**1,532,352,562**	-
Interest portion of long term financing paid		**-**	(2,477,491)
Long term financing repaid		**-**	(31,250,000)
Net cash generated from / (used in) financing activities		**919,329,759**	(77,418,183)
Net increase / (decrease) in cash and cash equivalents		**324,284,580**	(271,934,757)
Cash and cash equivalents at the beginning of the year		**476,205,411**	748,140,168
Cash and cash equivalents at the end of the year		**800,489,991**	476,205,411

The annexed notes from 1 to 41 form an integral part of these unconsolidated financial statements.

DURAID QURESHI	SULTANA SIDDIQUI	MUHAMMAD ABBAS HUSSAIN
Chief Executive	Chairperson & Director	Chief Financial Officer

NOTES TO THE UNCONSOLIDATED FINANCIAL STATEMENTS FOR THE YEAR ENDED JUNE 30, 2026

1 THE COMPANY AND ITS OPERATIONS

1.1 HUM Network Limited (the Company) was incorporated in Pakistan as a public limited company on February 25, 2004 under the repealed Companies Ordinance, 1984 (now Companies Act, 2017 [the Act]). The shares of the Company are quoted on Pakistan Stock Exchange.

1.2 The Company's principal business is to launch transnational satellite channels and aims at presenting a wide variety of cultural heritage and news. Its core areas of operation are production, advertisement, entertainment and media marketing. It covers a wide variety of programs with respect to information, entertainment, current affairs, education, health, food, music and society.

1.3 Geographical location and address of business units

Registered office	Plot no. 10/11, Hassan Ali Street, off. I.I. Chundrigar Road, Karachi
City office – Karachi	B.R.R Tower, Hassan Ali Street, off. I.I. Chundrigar Road, Karachi
Warehouse – Karachi	Plot no. 8 And 9, Group-C, off Mai Kolachi, KPT, Karachi
Warehouse – Karachi	3rd floor, Alfalah Court, Hassan Ali Street, off I.I Chundrigar Road, Karachi
City office – Islamabad	2A, I&T Centre, Sector G-6/1, Islamabad
City office – Islamabad	Plot 2C, Shakeel Express Building no. 2, Khayaban-e-Suharwardy, Aabpara, Islamabad
Warehouse – Islamabad	Plot no. 342, Street no. 5, Sector I-9/3, Islamabad
City office – Lahore	House no. 58, R-24, Masson Road, Lahore
City office – Peshawar	Plot no. 7-A, 29 The Mall, Peshawar Cantonment
City office – Quetta	Plot no. 4-A, ground floor, Aiwan-e-Mashriq Hall Road, Model Town, Quetta

1.4 These are separate financial statements of the Company in which investments in subsidiaries are stated at cost less impairment, if any.

2 BASIS OF PREPARATION

2.1 Statement of compliance

These unconsolidated financial statements have been prepared in accordance with the accounting and reporting standards as applicable in Pakistan. Accounting and reporting standards applicable in Pakistan comprise of:

- IFRS Accounting Standards issued by the International Accounting Standards Board (IASB) as notified under the Act, and
- Provisions of, directives and notifications issued under the Act.

Where provisions of, directives and notifications issued under the Act differ from the IFRS Accounting Standards, the provisions of, directives and notifications issued under the Act have been followed.

2.2 Accounting convention

These unconsolidated financial statements have been prepared under the historical cost convention except otherwise specifically stated.

2.3 Functional and presentation currency

Items included in these unconsolidated financial statements are measured using the currency of the primary economic environment in which the Company operates (the "functional currency"). These unconsolidated financial statements are presented in Pakistani Rupees, which is also the Company's functional currency.

NOTES TO THE UNCONSOLIDATED FINANCIAL STATEMENTS FOR THE YEAR ENDED JUNE 30, 2026

2.4 New standards and amendments to approved accounting standards

2.4.1 Adoption of amendments to approved accounting standards effective during the year

The accounting policies adopted in the preparation of these unconsolidated financial statements are consistent with those of the previous financial year, except as described below:

IAS 21 Lack of exchangeability – Amendments to IAS 21

Lack of Exchangeability – Amendments to IAS 21 The Effects of Changes in Foreign Exchange Rates, for annual reporting periods beginning on or after January 01, 2025 specifies how an entity should assess whether a currency is exchangeable and how it should determine a spot exchange rate when exchangeability is lacking. The amendments also require disclosure of information that enables users of its financial statements to understand how the currency not being exchangeable into the other currency affects, or is expected to affect, the Company's financial performance, financial position and cash flows.

The amendments did not have a material impact on the Company's unconsolidated financial statements.

2.4.2 Standards, annual improvements and amendments to approved accounting standards that are not yet effective

The following standards, annual improvements and amendments to approved accounting standards as applicable in Pakistan would be effective from the dates mentioned below against the respective standards, improvements or amendments:

	Standards / Improvements / Amendments	Effective date (annual periods beginning on or after)
IFRS 17	Insurance contracts	January 01, 2026
IFRS 7 / IFRS 9	Classification and measurement of financial instruments - Amendments to IFRS 9 and IFRS 7	January 01, 2026
	Annual Improvements to IFRS Accounting Standards - Volume 11	January 01, 2026
IFRS 7 / IFRS 9	Contracts referencing nature-dependent electricity - Amendments to IFRS 9 and IFRS 7	January 01, 2026
IFRS 18	IFRS 18 - Presentation and Disclosure in Financial Statements	January 01, 2027
IFRS 19	IFRS 19 - Subsidiaries without Public Accountability: Disclosures	January 01, 2027
IAS 21	Translation to a Hyperinflationary Presentation Currency – Amendments to IAS 21	January 01, 2027
IAS 28	Amendments to the Fair Value Option for Investments in Associates and Joint Ventures in IAS 28	January 01, 2027
IFRS 20	Regulatory Assets and Regulatory Liabilities	January 01, 2029
IFRS 10 / IAS 28	Sale or Contribution of Assets between an Investor and its Associate or Joint Venture - Amendment to IFRS 10 and IAS 28	Not yet finalised

Further, following new standards have been issued by IASB which are yet to be notified by the Securities and Exchange Commission of Pakistan (SECP) for the purpose of applicability in Pakistan:

NOTES TO THE UNCONSOLIDATED FINANCIAL STATEMENTS FOR THE YEAR ENDED JUNE 30, 2026

	Standard	IASB effective date
IFRS 1	First-time adoption of International Financial Reporting Standards	July 01, 2009

The Company expects that above standards, annual improvements and amendments to the approved accounting standards (other than IFRS 18) will not have any material impact on the Company's unconsolidated financial statements in the period of initial application. The Company is currently working to identify all impacts that IFRS 18 will have on the primary unconsolidated financial statements and notes to the unconsolidated financial statements.

2.5 Significant accounting estimates and judgements

The preparation of the unconsolidated financial statements in conformity with approved accounting standards, as applicable in Pakistan, requires the management to make judgment, estimates and assumptions that affect the application of policies and the reported amounts of revenues, expenses, assets and liabilities and accompanying disclosures. Uncertainty about these judgements, estimates and assumptions could result in outcomes that require a material adjustment to the carrying amount of assets or liabilities affected in future periods.

The judgements, estimates and assumptions are based on historical experience and various other factors that are believed to be reasonable under the circumstances, the results of which form the basis of making judgements, estimates and assumptions about the carrying values of assets and liabilities that are not readily apparent from other sources.

Judgements, estimates and assumptions are reviewed on an ongoing basis. Revisions to accounting estimates are recognised in the period in which the estimate is revised if the revision affects only that period, or in the period of the revision and future periods if the revision affects both current and future periods.

2.5.1 Estimates and assumptions

The key assumptions concerning the future and other key sources of estimation uncertainty at the reporting date, that have a significant risk of causing a material adjustment to the carrying amounts of assets and liabilities within the next financial year, are described below.

i) Useful lives and residual values of items of property and equipment and intangible assets

The Company reviews appropriateness of the rate of depreciation / amortisation, useful life and residual value used in the calculation of depreciation / amortisation. In making these estimates, the Company uses the technical resources available. Any change in the estimates in the future might affect the carrying amount of respective item of property and equipment and intangible assets, with corresponding effects on the depreciation / amortisation charge.

ii) Television program costs

Television program costs are carried at lower of remaining cost and net realisable value determined based on revenue which is expected to be earned. Revenue expected to be earned is estimated based on various factors including advertising rates, airing schedule and number of planned reruns. Accordingly, these estimates are reviewed periodically and cost charged to the unconsolidated statement of profit or loss and remaining cost of asset are adjusted, if necessary.

iii) Taxation

The Company takes into account current income tax laws and decisions taken by the appellate authorities in determination of its tax expenses and assets and liabilities arising therefrom. The charge of income tax expense is based on estimates, and therefore, the expense recognised in the unconsolidated financial statements may differ from expense subsequently filed to the tax authorities due to adjustments to the estimates.

The management considers tax consequences that would follow from the manner in which the entity expects, at the reporting date, to recover or settle the carrying amount of its assets and liabilities. Deferred tax is calculated at the tax rates that are expected to apply to the period when the differences reverse, based on tax rates that have been enacted or substantively enacted by the reporting date. Deferred tax asset is recognised based on taxable profits that the Company expects to earn in future years.

NOTES TO THE UNCONSOLIDATED FINANCIAL STATEMENTS FOR THE YEAR ENDED JUNE 30, 2026

iv) Allowance for expected credit loss

The Company recognises an allowance for expected credit loss (ECL) for all debt instruments not held at fair value through profit or loss. The assessment of the correlation between historical observed default rates, forecast economic conditions and ECL is a significant estimate. The amount of ECL is sensitive to changes in circumstances and of forecast economic conditions. The Company's historical credit loss experience and forecast of economic conditions may also not be representative of customer's actual default in the future.

v) Leases - Estimating the incremental borrowing rate

The Company cannot readily determine the interest rate implicit in the lease, therefore, it uses its incremental borrowing rate ('IBR') to measure lease liabilities. The IBR is the rate of interest that the Company would have to pay to borrow over a similar term, and with a similar security, the funds necessary to obtain an asset of a similar value to the right of use asset in a similar economic environment.

2.5.2 Judgements

In the process of applying the Company's accounting policies, management has made the following judgements, which have the most significant effect on the amounts recognised in the unconsolidated financial statements.

i) Contingencies

The assessment of the contingencies inherently involves the exercise of significant judgement as the outcome of the future events cannot be predicted with certainty. Contingent liabilities may develop in a way not initially expected. Therefore, they are assessed continually to determine whether an outflow of resources embodying economic benefits has become probable.

ii) Leases - Determination of the lease term

The Company has lease contracts that include extension and termination option. The Company applies judgement in evaluating whether it is reasonably certain to exercise the option to renew or terminate the lease. After the commencement date, the Company reassesses the lease term if there is a significant event or change in circumstances that is within its control that affects its ability to exercise or not to exercise the option to renew or to terminate.

3 MATERIAL ACCOUNTING POLICY INFORMATION

The material accounting policies applied in the preparation of these unconsolidated financial statements are set out below. These polices have been applied consistently for all periods presented, unless otherwise stated.

3.1 Property and equipment

Operating fixed assets

These are stated at cost less accumulated depreciation and impairment loss, if any. When parts of an item of property and equipment have different useful lives, they are accounted for as separate items (major components) of property and equipment.

Operating fixed assets are depreciated after taking into account the residual value, if any, on a straight line basis at the rates specified in note 4.1 to these unconsolidated financial statements. The residual values and useful lives are reviewed and adjusted, if appropriate, at each reporting date.

Maintenance and normal repairs are charged to unconsolidated statement of profit or loss as and when incurred. Major renewals and improvements, if any, are capitalised when it is probable that respective future economic benefits will flow to the Company.

An item of property and equipment is derecognised upon disposal or when no future economic benefits are expected from its use or disposal. Any gain or loss arising on derecognition of the asset is included in the unconsolidated statement of profit or loss in the year the asset is derecognised.

NOTES TO THE UNCONSOLIDATED FINANCIAL STATEMENTS FOR THE YEAR ENDED JUNE 30, 2026

Right of use assets

The Company recognises a right of use asset at the commencement date of the lease. Right of use assets are measured at cost less any accumulated depreciation and impairment losses and adjusted for any remeasurement of lease liabilities. The cost of right of use assets includes the amount of lease liabilities recognised, initial direct costs incurred, and lease payments made at or before the commencement date less any lease incentives received.

Right of use assets are depreciated on a straight line basis over the shorter of lease term or useful life, except for the leases in which ownership of the underlying assets transfer to the lessee by the end of the lease term or cost of right of use assets reflects that the lessee will exercise a purchase option, the Company depreciate those right of use asset over the useful life of the underlying asset.

Capital work in progress

These are stated at cost less accumulated impairment and consist of expenditures incurred and advances made in respect of specific assets during the construction period. These are transferred to specific assets as and when assets are available for use.

3.2 Intangible assets

These are carried at cost less accumulated amortisation and accumulated impairment loss, if any.

Amortization is charged to unconsolidated statement of profit or loss on a straight line basis over its economic useful life at the rates given in note 5 to these unconsolidated financial statements. Amortization on additions is charged from the month in which an intangible asset is available for use while no amortization is charged for the month in which an intangible asset is disposed off.

3.3 Investments in subsidiaries

Investment in subsidiary is initially recognised at cost. At subsequent reporting dates, the Company reviews the carrying amount of the investment to assess whether there is any indication that such investments have suffered an impairment loss. If any such indication exists, the recoverable amount is estimated in order to determine the extent of the impairment loss, if any. Such impairment losses or reversal of impairment losses are recognised in the unconsolidated statement of profit or loss.

3.4 Television program costs

Television program costs represent all program and film rights which are held for consumption in the ordinary course of business. The Company initially records purchased and produced television programs at cost which comprises of invoice value, sales tax, and other direct purchase and production costs. The cost is charged to the unconsolidated statement of profit or loss as and when the programs are aired.

The asset is subsequently carried at lower of remaining cost and net realisable value determined based on revenue which is expected to be earned.

3.5 Financial instruments

A financial instrument is any contract that gives rise to a financial asset of one entity and a financial liability or equity instrument of another entity.

Financial assets at amortised cost

Financial assets at amortised cost are subsequently measured using the effective interest rate (EIR) method and are subject to impairment. Gains and losses are recognised in the unconsolidated statement of profit or loss when the asset is derecognised or impaired.

Financial assets at fair value through profit or loss (FVTPL)

Financial assets at FVTPL include financial assets held for trading or those designated at FVTPL on initial recognition. Financial assets with cashflows that are not solely payments of principal and interest are classified and measured at FVTPL, irrespective of the business model.

Financial assets at FVTPL are carried in the unconsolidated statement of financial position at fair value with net changes recognised in the unconsolidated statement of profit or loss. Fair value of mutual funds and listed shares are determined on the basis of net asset value (NAV) and quoted prices respectively.

Impairment of financial assets

For trade debts, the Company applies a simplified approach in calculating expected credit loss. Therefore, the Company does not track changes in credit risk, but instead recognises a loss allowance based on lifetime expected credit losses at each reporting date. The Company has established a provision matrix that is based on its historical credit loss experience, adjusted for forward-looking factors and the economic environment.

For other financial assets, the Company recognises allowance for ECL to the extent it is unlikely to receive the contractual amounts in full, based on various factors including Company's past experience and economic environment.

The Company considers a financial asset in default when contractual payments are 90 days past due. However, in certain cases, the Company may also consider a financial asset to be in default when internal or external information indicates that the Company is unlikely to receive the outstanding contractual amounts in full before taking into account any credit enhancements held by the Company. A financial asset is written off when there is no reasonable expectation of recovering the contractual cash flows.

Financial liabilities

Financial liabilities are initially recognised at fair value and subsequently measured at amortised cost using the EIR method. Gains and losses are recognised in the unconsolidated statement of profit or loss when the liabilities are derecognised.

3.6 Cash and cash equivalents

For the purpose of the statement of cash flows, cash and cash equivalents comprise of cash in hand and balances held with banks that are subject to an insignificant risk of changes in value.

3.7 Taxation

Final taxes

Taxes imposed on incomes subject to Final Tax Regime (FTR) in accordance with Income Tax Ordinance, 2001, are classified as final taxes representing levy in terms of requirements of IFRIC 21/IAS 37. The charge for final taxes also includes adjustments to charge for prior year.

Minimum tax differential

The Company designates the amount calculated on taxable income subject to Minimum Tax Regime using the notified tax rate and recognises it as current income tax expense. Any excess over the amount designated as income tax, is then classified as minimum tax differential representing levy in terms of requirements of IFRIC 21/IAS 37.

Income tax

- Current

Provision for current taxation is based on taxable income at the applicable tax rates after taking into account tax credits available, if any, on the basis of the tax laws enacted or substantively enacted at the reporting date.

- Deferred

Deferred tax is recorded using the balance sheet method on temporary differences between the tax bases of assets and liabilities and their carrying amounts for financial reporting purposes at the reporting date. Deferred tax liabilities are recognised for all taxable temporary differences and deferred tax assets are recognised for all deductible temporary differences to the extent that it is probable that future taxable profits will be available against which these can be utilised.

NOTES TO THE UNCONSOLIDATED FINANCIAL STATEMENTS FOR THE YEAR ENDED JUNE 30, 2026

3.8 Long term payables

The Company initially recognises long term payables at the present value of annual instalments payable over years. In calculating the present value of annual instalments the Company uses its Incremental Borrowing rate. After the commencement date, the amount of long term payables is increased to reflect the accretion of interest and reduced for instalments paid.

3.9 Lease liabilities

At the commencement date of the lease, the Company recognises lease liabilities measured at the present value of lease payments to be made over the lease term. In calculating the present value of lease payments at the lease commencement date the Company uses its Incremental Borrowing Rate. After the commencement date, the amount of lease liabilities is increased to reflect the accretion of interest and reduced for the lease payments made.

The Company determines the lease term as the non-cancellable term of the lease, together with any periods covered by an option to extend the lease if it is reasonably certain to be exercised, or any periods covered by an option to terminate the lease, if it is reasonably certain not to be exercised.

3.10 Revenue recognition

Revenue is recognised at amounts that reflect the consideration that the Company expects to be entitled to in exchange for providing services to a customer. Revenue is measured at the fair value of the consideration received or receivable and is recognised when performance obligation is satisfied at a point in time when the service has been provided.

In case of advertisement revenue, the point of recognition is when the related advertisement is aired. In case of production revenue, the point of recognition is when the related production work appears before the public. In case of digital revenue, the point of recognition is when the agreed marketing has been provided on the digital properties of the Company. Subscription revenue arises from the monthly billing to subscribers for services provided by the Company and from digital avenues based on number of views. Subscription revenue is recognised in the month the service is rendered. Film distribution revenue is recognised at contractual rate applied to the customers' underlying sales of tickets.

The Company considers whether there are other promises in the contract that are separate performance obligations to which a portion of the transaction price needs to be allocated. In determining the transaction price for the provision of services, the Company considers the effects of variable consideration, the existence of significant financing components, non-cash consideration, and consideration payable to the customer (if any).

Credit limits in contract with customers is up to 120 days.

3.11 Staff retirement benefit - provident fund

The Company operates approved defined contributory provident funds for all employees. Equal monthly contributions are made both by the Company and the employee at the rate of 8.33% of basic salary. The amount contributed is charged in the unconsolidated statement of profit or loss.

3.12 Other income

- Profit on bank deposits is accounted for on effective interest method.

- Dividend income is recognised when it is declared and right to receive is established.

3.13 Foreign currency transactions and translations

Foreign currency transactions are translated into Pakistani Rupees using the exchange rates ruling at the dates of the transactions. Monetary assets and liabilities in foreign currencies are translated into Pakistani Rupees using the exchange rate at the reporting date. Non-monetary assets and liabilities are recorded using exchange rate that existed when the values were determined. Foreign exchange gains and losses resulting from the settlement of such transactions and from the translations at the year-end exchange rates of monetary assets and liabilities denominated in foreign currencies are taken to unconsolidated statement of profit or loss.

NOTES TO THE UNCONSOLIDATED FINANCIAL STATEMENTS FOR THE YEAR ENDED JUNE 30, 2026

3.14 Dividend and appropriation to reserves

Dividend and appropriation to reserves are recognised in these unconsolidated financial statements in the period in which these are approved.

3.15 Contingencies

Contingencies are disclosed when the Company has a possible obligation that arises from past events and whose existence will be confirmed only by the occurrence or non-occurrence of one or more uncertain future events not wholly within the control of the entity or a present obligation that arises from past events but is not recognised because it is not probable that an outflow of resources embodying economic benefits will be required to settle the obligation or the amount of the obligation cannot be measured with sufficient reliability.

3.16 Segment reporting

Segment reporting is based on the operating (business) segments of the Company. An operating segment is an identifiable component of the Company that engages in business activities from which it may earn revenues and incur expenses, including revenues and expenses that relate to transactions with any of the Company's other components and for which discrete financial information is available. An operating segment's operating results are reviewed regularly by the senior management to make decisions about resources to be allocated to the segment and assess its performance. The Company reports segment information separately that meets the quantitative thresholds as defined under IFRS 8, i.e. 10 percent or more of the combined revenue, profit or loss or assets.

Segment results that are reported to the senior management includes items directly attributable to a segment as well as those that can be allocated on a reasonable basis. Unallocated items comprise mainly of corporate assets, income tax assets / liabilities and related income and expenditure. Segment capital expenditure is the total cost incurred during the year to acquire property and equipment and intangible assets.

4 PROPERTY AND EQUIPMENT	Note	2026	2025
		---------- Rupees ----------	
Operating fixed assets	4.1	**1,338,800,308**	1,244,712,113
Right of use assets	4.5	**97,704,680**	124,186,648
Capital work in progress	4.7	**99,896,373**	171,253,602
		1,536,401,361	1,540,152,363

NOTES TO THE UNCONSOLIDATED FINANCIAL STATEMENTS FOR THE YEAR ENDED JUNE 30, 2026

4.1 Operating fixed assets

	Cost				Accumulated depreciation				Book value	Depreciation rate
	As at July 01, 2025	Additions including transfers from capital work in progress	Disposals	As at June 30, 2026	As at July 01, 2025	Charge for the year	Disposals	As at June 30, 2026	As at June 30, 2026	% per annum
	Rupees									
Leasehold land	794,147,376	-	-	794,147,376	126,839,770	16,243,042	-	143,082,812	651,064,564	2.04 - 2.13
Building on leasehold land	109,890,511	2,935,325	-	112,825,836	89,605,277	7,631,424	-	97,236,701	15,589,135	10
Leasehold improvements	190,489,515	83,035,917	-	273,525,432	190,489,515	12,596,614	-	203,086,129	70,439,303	33
Furniture and fittings	72,096,379	22,425,423	(92,200)	94,429,602	41,320,932	6,958,499	(92,200)	48,187,231	46,242,371	10
Vehicles	479,878,119	35,539,219	(28,183,218)	487,234,120	150,915,739	70,528,141	(18,126,664)	203,317,216	283,916,904	15-33
Audio visual equipment	635,403,047	35,179,161	(271,691)	670,310,517	516,977,535	16,528,932	(230,937)	533,275,530	137,034,987	25
Uplinking equipment	70,047,726	4,359,357	-	74,407,083	58,275,041	1,905,291	-	60,180,332	14,226,751	10
Office equipment	139,682,231	65,425,997	(3,788,102)	201,320,126	119,489,452	8,808,865	(3,788,102)	124,510,215	76,809,911	15
Computers	287,646,077	28,729,691	(8,802,177)	307,573,591	240,655,607	32,243,779	(8,802,177)	264,097,209	43,476,382	33
2026	2,779,280,981	277,630,090	(41,137,388)	3,015,773,683	1,534,568,868	173,444,587	(31,040,080)	1,676,973,375	1,338,800,308	

	Cost				Accumulated depreciation				Book value	Depreciation rate
	As at July 01, 2024	Additions / transfers from right of use assets*	Disposals	As at June 30, 2025	As at July 01, 2024	Charge for the year / transfers from right of use assets*	Disposals	As at June 30, 2025	As at June 30, 2025	% per annum
	Rupees									
Leasehold land	794,147,376	-	-	794,147,376	110,601,040	16,238,730	-	126,839,770	667,307,606	2.04 - 2.13
Building on leasehold land	109,890,511	-	-	109,890,511	81,998,314	7,606,963	-	89,605,277	20,285,234	10
Leasehold improvements	190,489,515	-	-	190,489,515	190,489,515	-	-	190,489,515	-	33
Furniture and fittings	60,076,956	12,019,423	-	72,096,379	36,278,949	5,041,983	-	41,320,932	30,775,447	10
Vehicles	276,526,545	235,543,675	(37,465,500)	479,878,119	114,248,579	59,068,377	(24,842,512)	150,915,739	328,962,380	15-33
		5,273,399 *				2,441,295 *				
Audio visual equipment	626,436,580	9,122,667	(156,200)	635,403,047	501,548,468	15,561,837	(132,770)	516,977,535	118,425,512	25
Uplinking equipment	70,047,726	-	-	70,047,726	55,840,480	2,434,561	-	58,275,041	11,772,685	10
Office equipment	136,686,047	2,996,184	-	139,682,231	112,008,110	7,481,342	-	119,489,452	20,192,779	15
Computers	259,791,337	29,573,290	(1,718,550)	287,646,077	211,631,987	30,643,043	(1,619,423)	240,655,607	46,990,470	33
2025	2,524,092,593	289,255,239	(39,340,250)	2,779,280,981	1,414,645,442	144,076,836	(26,594,705)	1,534,568,868	1,244,712,113	
		5,273,399 *				2,441,295 *				

* Represents transfers from right of use assets to owned assets.

NOTES TO THE UNCONSOLIDATED FINANCIAL STATEMENTS FOR THE YEAR ENDED JUNE 30, 2026

	Note	2026	2025
		Rupees	

4.2 Depreciation charge for the year on operating fixed assets has been allocated as follows:

Cost of production	23	73,199,258	59,307,611
Distribution expenses	24	12,597,257	11,844,402
Administrative expenses	25	87,648,072	72,924,823
		173,444,587	144,076,836

4.3 Particulars of immovable assets (leasehold land) in the name of the Company are as follows:

Location	Addresses	Total Area
Karachi	Plot no. 10/11 Hassan Ali Street, off I.I. Chundrigar Road.	2,070 sq. ft.
Islamabad	Plot no.2A, I&T Centre Sector G-6/1.	30,610 sq. ft.
Islamabad	CLE-093 - 0.5 Kanal Land	494 sqm.

4.4 The details of operating fixed assets disposed off, having net book value of greater than Rs. 500,000 during the year are as follows:

Description	Cost	Accumulated depreciation	Net book value (NBV)	Sale consideration	Gain	Modes of Disposal	Particulars of purchaser and relationship with the Company (if any)
	Rupees						
Vehicles	11,563,900	8,094,730	3,469,170	10,000,000	6,530,830	Negotiation	Sapphire Consulting Services (Private) Limited - Third party
	6,293,194	4,313,460	1,979,734	1,979,734	-	As per the Company's policy	Maimona Siddiqui - Employee
	3,912,000	2,738,400	1,173,600	1,173,750	150	As per the Company's policy	Naufil Aftab - Employee
	3,369,124	2,358,387	1,010,737	1,010,737	-	As per the Company's policy	Nasir Jamal - Employee
	3,045,000	621,687	2,423,313	2,550,000	126,687	As per the Company's policy	Sabih Uddin Shoaiby - Employee
Items having NBV of less than Rs. 500,000	12,954,170	12,913,416	40,754	2,293,108	2,252,354		
2026	41,137,388	31,040,080	10,097,308	19,007,329	8,910,021		

Description	Cost	Accumulated depreciation	Net book value (NBV)	Sale consideration	Gain	Modes of Disposal	Particulars of purchaser and relationship with the Company (if any)
	Rupees						
Vehicles	30,000,000	19,616,662	10,383,338	21,539,093	11,155,755	As per the Company's policy	Arif Hussain - Key Management Personnel
	5,463,000	3,824,100	1,638,900	3,847,100	2,208,200	As per the Company's policy	Shahzad Javed - Employee
	2,002,500	1,401,750	600,750	2,350,000	1,749,250	Negotiation	Haider Autos - Third party
Items having NBV of less than Rs. 500,000	1,874,750	1,752,193	122,557	354,092	231,535		
2025	39,340,250	26,594,705	12,745,545	28,090,285	15,344,740		

4.5 Right of use assets	Note	Land and building	Vehicles	Total
		Rupees		
Balance at the beginning of the year				
Cost		186,296,047	-	186,296,047
Accumulated depreciation		(62,109,399)	-	(62,109,399)
Net book value		124,186,648	-	124,186,648
Year ended June 30, 2026				
Opening net book value		124,186,648	-	124,186,648
Depreciation charge for the year	4.6	(26,481,968)	-	(26,481,968)
Closing net book value		97,704,680	-	97,704,680
Balance at the end of the year				
Cost		186,296,047	-	186,296,047
Accumulated depreciation		(88,591,367)	-	(88,591,367)
Net book value		97,704,680	-	97,704,680
Annual rate of depreciation %		10-33	33	

NOTES TO THE UNCONSOLIDATED FINANCIAL STATEMENTS FOR THE YEAR ENDED JUNE 30, 2026

	Note	Land and building	Vehicles	Total
		Rupees		
Balance at the beginning of the year				
Cost		176,420,199	5,273,399	181,693,598
Accumulated depreciation		(40,638,442)	(1,216,422)	(41,854,864)
Net book value		135,781,757	4,056,977	139,838,734
Year ended June 30, 2025				
Opening net book value		135,781,757	4,056,977	139,838,734
Additions		9,875,848	-	9,875,848
Depreciation charge for the year	4.6	(21,470,957)	(1,224,873)	(22,695,830)
Transfer to operating fixed assets		-	(2,832,104)	(2,832,104)
Closing net book value		124,186,648	-	124,186,648
Balance at the end of the year				
Cost		186,296,047	-	186,296,047
Accumulated depreciation		(62,109,399)	-	(62,109,399)
Net book value		124,186,648	-	124,186,648
Annual rate of depreciation %		10-33	33	

	Note	2026	2025
		Rupees	
4.6 Depreciation charge for the year on right of use assets has been allocated as follows:			
Cost of production	23	**14,966,399**	12,826,647
Administrative expenses	25	**11,515,569**	9,869,183
		26,481,968	22,695,830
4.7 Capital work in progress			
Balance at the beginning of the year		**171,253,602**	61,988,071
Additions during the year		**97,808,998**	109,265,531
Transfers to operating fixed assets during the year		**(169,166,227)**	-
Balance at the end of the year		**99,896,373**	171,253,602

5 INTANGIBLE ASSETS

	Cost			Accumulated amortisation			Book value	Amortisation rate (% per annum)
	As at July 01, 2025	Additions (note 5.1)	As at June 30, 2026	As at July 01, 2025	Charge for the year (note 5.2)	As at June 30, 2026	As at June 30, 2026	
	Rupees							
Computer software	**58,466,118**	**-**	**58,466,118**	**58,466,118**	**-**	**58,466,118**	**-**	**20 – 33**
Licenses	**35,750,000**	**109,667,612**	**145,417,612**	**11,341,667**	**15,519,116**	**26,860,783**	**118,556,829**	**6.67 – 25**
Trademark	**33,883,500**	**-**	**33,883,500**	**33,883,500**	**-**	**33,883,500**	**-**	**20**
	128,099,618	**109,667,612**	**237,767,230**	**103,691,285**	**15,519,116**	**119,210,401**	**118,556,829**	

	Cost			Accumulated amortisation			Book value	Amortisation rate (% per annum)
	As at July 01, 2024	Additions	As at June 30, 2025	As at July 01, 2024	Charge for the year (note 5.2)	As at June 30, 2025	as at June 30, 2025	
	Rupees							
Computer software	58,466,118	-	58,466,118	57,860,526	605,592	58,466,118	-	20 – 33
Licenses	10,500,000	25,250,000	35,750,000	10,434,800	906,867	11,341,667	24,408,333	6.67
Trademark	33,883,500	-	33,883,500	33,811,789	71,711	33,883,500	-	20
	102,849,618	25,250,000	128,099,618	102,107,115	1,584,170	103,691,285	24,408,333	

NOTES TO THE UNCONSOLIDATED FINANCIAL STATEMENTS FOR THE YEAR ENDED JUNE 30, 2026

5.1 Represents license obtained from Pakistan Electronic Media Regulatory Authority (PEMRA) for Satellite TV Broadcast of HUM TV, HUM Masala, and HUM news.

5.2 Amortisation charge for the year has been allocated as follows:	Note	2026	2025
		---------- Rupees	----------
Cost of production	23	15,519,116	1,512,459
Administrative expenses	25	-	71,711
		15,519,116	1,584,170

6 LONG TERM INVESTMENTS – unquoted subsidiaries

	Country of incorporation	Holding (%)	2026	2025
			---------- Rupees	----------
HUM TV, Inc				
10,000 (2025: 10,000) Common stock of $ 0.01 (2025: $ 0.01) each	United States of America	100%	8,603	8,603
Advance for future issue of shares			18,716,750	18,716,750
			18,725,353	18,725,353
HUM Network UK Ltd				
553,677 (2025: 553,677) ordinary share of GBP 1 (2025: GBP 1) each	United Kingdom	100%	95,923,751	95,923,751
Provision for impairment			(95,923,751)	(95,923,751)
			-	-
Sky Line Publication (Private) Limited				
3,999,997 (2025: 3,999,997) ordinary shares of Rs. 10 (2025: Rs. 10) each	Pakistan	100%	39,999,970	39,999,970
Provision for impairment			(39,999,970)	(39,999,970)
			-	-
HUM Network FZ LLC				
2,400 (2025: 2,400) ordinary shares of AED 1,000 (2025: AED 1,000) each	United Arab Emirates	100%	69,802,371	69,802,371
Advance for future issue of shares			4,446,966	4,446,966
			74,249,337	74,249,337
HUMM Co. (Private) Limited				
4 (2025: 4) ordinary shares of Rs. 10 (2025: Rs. 10) each	Pakistan	100%	40	40
HUM Mart (Private) Limited				
14,000,000 (2025: 14,000,000) ordinary shares of Rs. 10 (2025: Rs. 10) each	Pakistan	70%	140,000,000	140,000,000
Provision for impairment			(140,000,000)	(140,000,000)
			-	-
Tower Sports (Private) Limited				
20,100 (2025: 20,100) ordinary shares of Rs. 7,462.69 (2025: Rs. 7,462.69) each	Pakistan	100%	150,000,000	150,000,000
Sphere Ventures (Private) Limited				
1,000,000 (2025: 1,000,000) ordinary shares of Rs. 10 (2025: Rs. 10) each	Pakistan	100%	10,000,000	10,000,000
Provision for impairment			(10,000,000)	(10,000,000)
			-	-
			242,974,730	242,974,730

6.1 The Company has assessed the carrying amount of its investments in subsidiaries in accordance with the requirements of the applicable accounting and reporting standards. The investments whose recoverable amounts have been assessed as nil, based on their respective financial positions, have been fully impaired. Movement in provision for impairment is as follows:

	Note	2026	2025
		---------- Rupees	----------
Balance at the beginning of the year		285,923,721	179,999,970
Provision made during the year	27	-	105,923,751
Balance at the end of the year		285,923,721	285,923,721

7 LONG TERM DEPOSITS, ADVANCES AND PREPAYMENTS

	Note	2026	2025
Security deposits			
- Rent		15,565,282	15,565,282
- Trade		15,558,228	15,558,228
- Others		2,501,134	2,456,134
		33,624,644	33,579,644
Advances			
- Supplier	7.1	192,907,000	192,907,000
Prepayments			
- Software maintenance fee		27,628,874	47,169,280
Less: current portion	12	(9,751,367)	(19,540,405)
		17,877,507	27,628,875
- Membership fee		17,584,000	20,096,000
Less: current portion	12	(2,512,000)	(2,512,000)
		15,072,000	17,584,000
		259,481,151	271,699,519

7.1 Represents advance given to supplier for acquisition of a property.

NOTES TO THE UNCONSOLIDATED FINANCIAL STATEMENTS FOR THE YEAR ENDED JUNE 30, 2026

8 DEFERRED TAX ASSET - NET

	Note	2026	2025
		---------- Rupees	----------
Taxable temporary differences arising in respect of:			
Unrealised gain on revaluation of short term investments		**(107,510,566)**	(57,562,012)
Tax depreciation and amortisation		**(44,941,798)**	(52,351,225)
		(152,452,364)	(109,913,237)
Deductible temporary differences arising in respect of:			
Provision for impairment against long term investments		**105,791,777**	111,510,236
Allowance for expected credit loss on trade debts - net		**98,960,467**	82,490,856
Allowance for expected credit loss on other receivables		**36,358,160**	25,485,966
Lease liabilities - net		**18,826,325**	14,855,267
Unabsorbed tax losses	8.1	**442,126,773**	28,904,654
Alternative corporate tax credits		**14,306,177**	-
Others		**18,804,291**	18,804,291
		735,173,970	282,051,270
		582,721,606	172,138,033

8.1 Deferred tax asset has been recognised for unabsorbed tax losses and alternative corporate tax during the year to the extent that the realisation of the related tax benefit through future taxable profits, based on the projections, is probable. The tax losses excluding depreciation and amortisation and alternative corporate tax credits would expire as follows:

Category	Accounting year	------ Rupees ------
Business loss	2031	**100,158,005**
Business loss	2032	**1,224,251,362**
Alternative corporate tax credits	2036	**14,306,177**
		1,338,715,544

9 TELEVISION PROGRAM COSTS

	Note	2026	2025
		---------- Rupees	----------
Unreleased / released		**1,182,633,992**	943,350,659
In production		**67,736,052**	47,918,285
		1,250,370,044	991,268,944

10 TRADE DEBTS – unsecured

Considered good		**2,389,993,527**	2,158,538,320
Considered doubtful		**267,460,721**	209,789,811
	10.1	**2,657,454,248**	2,368,328,131
Less: Allowance for expected credit loss	10.3	**(267,460,721)**	(209,789,811)
	10.1	**2,389,993,527**	2,158,538,320

NOTES TO THE UNCONSOLIDATED FINANCIAL STATEMENTS FOR THE YEAR ENDED JUNE 30, 2026

10.1 The aging of trade debts at the reporting date was:

	2026			
	Not past due	Past due 1-90 days	Past due more than 90 days	Total
	Rupees			
Related parties				
- HUM Network UK Limited	-	-	105,380,705	105,380,705
- HUM TV Inc.	-	-	127,460,883	127,460,883
	-	-	232,841,588	232,841,588
Other than related parties	917,984,146	859,290,831	647,337,683	2,424,612,660
	917,984,146	859,290,831	880,179,271	2,657,454,248
Expected credit loss	(9,105,667)	(63,093,281)	(195,261,773)	(267,460,721)
	908,878,479	796,197,550	684,917,498	2,389,993,527
Loss rate	1%	7%	22%	10%

	2025			
	Not past due	Past due 1-90 days	Past due more than 90 days	Total
	Rupees			
Related parties				
- HUM Network UK Limited	-	-	112,829,296	112,829,296
- HUM TV Inc.	-	-	129,096,744	129,096,744
	-	-	241,926,040	241,926,040
Other than related parties	1,277,866,235	651,900,774	196,635,082	2,126,402,091
	1,277,866,235	651,900,774	438,561,122	2,368,328,131
Expected credit loss	(11,163,617)	(45,730,831)	(152,895,363)	(209,789,811)
	1,266,702,618	606,169,943	285,665,759	2,158,538,320
Loss rate	1%	7%	35%	9%

10.1.1 The outstanding balance due from HUM Network UK Limited - a related party, has been fully impaired.

10.2 The maximum aggregate amount outstanding from related parties at any time during the year calculated by reference to month end balances are as follows:

	2026	2025
	Rupees	
- HUM Network UK Limited	111,920,201	112,829,296
- HUM TV Inc.	129,732,913	129,096,744

10.3 Allowance for expected credit loss

Balance at the beginning of the year	209,789,811	52,255,449
Allowance during the year	65,119,501	157,534,362
Reversal during the year	(7,448,591)	-
27	57,670,910	157,534,362
Balance at the end of the year	267,460,721	209,789,811

NOTES TO THE UNCONSOLIDATED FINANCIAL STATEMENTS FOR THE YEAR ENDED JUNE 30, 2026

		Note	2026	2025
			---------- Rupees	----------
11	**ADVANCES**			
	- Producers		**113,386,596**	157,361,959
	- Suppliers	11.1	**79,245,454**	300,562,375
	- Employees	11.2	**34,808,029**	25,854,131
			227,440,079	483,778,465

11.1 Includes advances amounting to Rs. 6,029,504 (2025: nil) given to various contractors for maintenance and upliftment of Sultana Siddiqui Park (the Company's corporate social reporting project in the name of the Chairperson).

11.2 Represents advances given to employees against business expenses.

		Note	2026	2025
			---------- Rupees	----------
12	**SHORT TERM PREPAYMENTS**			
	- Insurance		**6,914,794**	16,755,537
	- Professional fee		**-**	9,800,000
	- Current portion of long term software maintenance fee	7	**9,751,367**	19,540,405
	- Current portion of long term membership fee	7	**2,512,000**	2,512,000
	- Others		**15,017,029**	12,001,627
			34,195,190	60,609,569
13	**OTHER RECEIVABLES**			
	Sales tax receivable		**194,052,800**	201,274,240
	Due from related parties	13.1 / 13.2	**5,591,791,051**	5,055,431,227
	Due from Ignite - National Technology Fund	13.3	**108,513,132**	-
	Due from OMNI Motorsports (Private) Limited		**120,000,000**	-
	Others		**17,097,587**	14,863,678
			6,031,454,570	5,271,569,145
	Allowance for expected credit loss	13.4	**(98,415,298)**	(65,348,632)
			5,933,039,272	5,206,220,513
13.1	**Due from related parties - unsecured**			
	Hum Network FZ LLC		**5,324,949,463**	4,778,538,826
	Hum TV, Inc.		**47,084,647**	54,208,543
	Tower Sports (Private) Limited		**1,535,226**	1,535,226
	TS3 FZ LLC		**151,475,200**	155,800,000
	Skyline Publications (Private) Limited		**65,057,787**	65,057,787
	HUM Mart (Private) Limited		**440,845**	290,845
	HUM Network UK Limited		**1,247,883**	-
			5,591,791,051	5,055,431,227

13.2 These represent current account balances with subsidiaries of the Company. These balances are denominated in their respective foreign currencies and are in the normal course of business. These balances are receivable on demand and not past due.

13.3 Represents amount receivable in respect of various expenses incurred on behalf of Ignite - National Technology Fund as per agreement dated August 01, 2025 for management, maintenance and execution of the project titled "Centre of Excellence in Gaming and Animation (CEGA)" for promotion of gaming industry. Income in respect of the said agreement is recorded under "other income" (refer note 26).

		Note	2026	2025
			---------- Rupees	----------
13.4	**Allowance for expected credit loss**			
	Balance at the beginning of the year		**65,348,632**	63,308,424
	Allowance for the year	27	**33,066,666**	2,040,208
	Balance at the end of the year		**98,415,298**	65,348,632

NOTES TO THE UNCONSOLIDATED FINANCIAL STATEMENTS FOR THE YEAR ENDED JUNE 30, 2026

13.5 The maximum aggregate amount outstanding from related parties at any time during the year calculated by reference to month end balances are as follows:

	2026	2025
	---------- Rupees ----------	
Hum Network FZ LLC	**5,609,917,539**	4,778,538,826
Hum TV, Inc.	**63,790,925**	54,208,543
HUM Network UK Limited	**1,247,883**	-
Tower sports (Private) Limited	**1,535,226**	1,535,226
TS3 FZ LLC	**155,400,000**	155,800,000
Skyline Publications (Private) Limited	**65,057,787**	65,057,787
Hum Mart (Private) Limited	**440,845**	290,845

14 SHORT TERM INVESTMENTS - at fair value through profit or loss

Listed securities		
Javedan Corporation Limited 5,000,000 (2025: 5,000,000) shares at Rs. 147.20 (2025: Rs. 64) per share	**736,000,000**	321,750,000
Colgate-Palmolive (Pakistan) Limited 502,000 (2025: nil) shares at Rs. 1,244.52 (2025: nil) per share	**624,749,040**	-
	1,360,749,040	321,750,000
Mutual Funds		
AKD Opportunity Fund 190,021 (2025: 556,697) units at Rs.224.81 (2025: Rs.166.34) per unit	**42,718,424**	92,601,129
AKD Islamic Income Fund 4,667 (2025: 129,601) units at Rs. 51.31 (2025: Rs. 51.60) per unit	**234,794**	6,687,537
AKD Golden Arrow Stock Fund 2,027,030 (2025: 4,048,731) units at Rs. 37.36 (2025: Rs. 29.23) per unit	**75,726,798**	118,362,619
NBP Money Market Fund Nil (2025: 3,907,115) units at nil (2025: Rs. 10.03) per unit	-	39,199,306
UBL Liquidity Plus Fund 10,556 (2025: nil) units at Rs.101.53 (2015: nil) per unit	**1,071,797**	-
UBL Money Market Fund Nil (2025: 300,984) units at nil (2025: Rs. 101.13) per unit	-	30,430,287
Faysal Islamic Cash Fund Nil (2025: 1,686,231) units at nil (2025: Rs. 100.23) per unit	-	169,007,542
Alfalah GHP Money Market Fund Nil (2025: 2,297,649) units at nil (2025: Rs. 99.02) per unit	-	227,504,508
MCB Cash Management Optimizer Nil (2025: 956,129) units at nil (2025: Rs. 102.3) per unit	-	97,818,663
MCB Pakistan Sovereign Fund Nil (2025: 1,807,971) units at nil (2025: Rs. 55.03) per unit	-	99,492,619
Pakistan Income Enhancement Fund Nil (2025: 38,244) units at nil (2025: Rs. 55.01) per unit	-	2,103,931
HBL Cash Fund Nil (2025: 1,307,682) units at nil (2025: Rs. 103.35) per unit	-	135,152,214
HBL Money Market Fund 26,745 (2025: 26,745) units at Rs. 103.91 (2025: Rs. 103.6) per unit	**2,779,195**	2,770,840
ABL Cash Fund Nil (2025: 3,052,841) units at nil (2025: Rs. 10.26) per unit	-	31,307,492
Askari High Yield Scheme 8,998 (2025: 8,073) units at Rs. 104.59 (2025: Rs. 104.6) per unit	**872,053**	844,621
	123,403,061	1,053,283,308
	1,484,152,101	1,375,033,308

NOTES TO THE UNCONSOLIDATED FINANCIAL STATEMENTS FOR THE YEAR ENDED JUNE 30, 2026

		Note	2026	2025
			---------- Rupees	----------
15	**CASH AND BANK BALANCES**			
	Cash in hand		**1,149,581**	986,480
	Cash at banks			
	- in current accounts		**277,494,762**	289,538,065
	- in deposit accounts	15.1	**521,845,648**	185,680,866
			799,340,410	475,218,931
			800,489,991	476,205,411

15.1 These carry profit at the rates ranging from 8.25% to 10.20% (2025: 8.5% to 19%) per annum.

16 ISSUED, SUBSCRIBED AND PAID-UP CAPITAL

2026	2025		2026	2025
-------- (Number of shares) --------			---------- Rupees	----------
		Ordinary shares of Rs. 1/- each		
500,000,000	500,000,000	Fully paid in cash	**500,000,000**	500,000,000
634,000,000	634,000,000	Issued as fully paid bonus shares	**634,000,000**	634,000,000
1,134,000,000	1,134,000,000		**1,134,000,000**	1,134,000,000

16.1 Voting rights, board selection, right of first refusal and block voting are in proportion to the shareholding.

		Note	2026	2025
			---------- Rupees	----------
17	**LEASE LIABILITIES**			
	Balance at the beginning of the year		**162,277,075**	166,382,292
	Additions during the year		**-**	9,875,848
	Accretion of interest	28	**33,587,305**	29,709,627
	Lease rentals paid		**(47,277,741)**	(43,690,692)
	Balance at the end of the year	17.2 / 17.3	**148,586,639**	162,277,075
	Current portion of lease liabilities		**(42,767,540)**	(47,548,342)
	Non-current portion of lease liabilities		**105,819,099**	114,728,733

17.1 The Company has a lease finance facility with a commercial bank for vehicles amounting to Rs. 50,000,000 (2025: Rs. 50,000,000). This carries mark-up of 6 months KIBOR plus 1.5% (2025: 6 months KIBOR plus 1.5%). The entire facility amount remains unutilized at reporting date.

17.2 Includes lease liability amounting to Rs. 7,484,848 (2025: Rs. 18,562,784) in respect of BRR Guardian Limited - a related party.

		2026	2025
		---------- Rupees	----------
17.3	Maturity analysis of undiscounted lease liabilities is as follows:		
	Gross liabilities - minimum lease payments:		
	Not later than one year	**42,767,540**	47,548,342
	Later than one year but not later than five years	**203,217,410**	199,033,035
	Later than five years	**63,146,869**	110,098,784
		309,131,819	356,680,161
	Future finance charge	**(160,545,180)**	(194,403,086)
	Present value of finance lease liabilities	**148,586,639**	162,277,075

NOTES TO THE UNCONSOLIDATED FINANCIAL STATEMENTS FOR THE YEAR ENDED JUNE 30, 2026

18	LONG TERM PAYABLES	Note	2026	2025
			---------- Rupees	----------
	Balance at the beginning of the year		-	-
	Additions during the year		**90,442,612**	-
	Accretion of interest	28	**10,956,980**	-
	Payments made during the year		**(2,272,500)**	-
	Balance at the end of the year	18.1	**99,127,092**	-
	Current portion of long term payables		**(17,302,500)**	-
	Non current portion of long term payables		**81,824,592**	-

18.1 Represent an interest-free amount payable in respect of license obtained from PEMRA (refer note 5.2). The amount is payable in ten equal annual instalments commencing latest from June 30, 2026.

19	TRADE AND OTHER PAYABLES	Note	2026	2025
			---------- Rupees	----------
	Creditors	19.1	**636,953,095**	472,250,534
	Accrued liabilities	19.2 / 19.3	**167,882,768**	678,285,036
	Withholding tax payable		**87,379,182**	73,198,044
	Others		**60,534,793**	27,179,471
			952,749,838	1,250,913,085

19.1 Includes amount payable to the following related parties:

M.D Productions (Private) Limited	**64,076,391**	72,885,350
Moomal Productions	**81,682,376**	54,800,680
BRR Guardian Limited	**4,059,282**	-
	149,818,049	127,686,030

19.2 Includes amount accrued against following related party:

Momina and Duraid Foundation	**30,553,902**	42,735,652
Tower sports (Private) Limited	**75,617,446**	-
	106,171,348	42,735,652

19.3 Includes amount accrued with respect to bonus of Chief Executive Officer and a Director amounting to Rs. 12,759,111 (2025: Rs. 615,528,653).

19.4 Includes balance amounting to Rs. 31,126,126 (2025: nil) in respect of withholding tax payable to Tower Sports (Private) Limited - a related party on the amount of loan deemed to be a dividend under the provisions of the Income Tax Ordinance, 2001.

20 LOAN FROM RELATED PARTY

Represents unsecured short-term loan received from Tower Sports (Private) Limited - a subsidiary company during the year to manage working capital requirements, carrying markup at the rate of 1 month KIBOR plus spread of 0.75% (2025: nil). The balance is repayable on demand.

21 CONTINGENCIES AND COMMITMENTS

21.1 Contingencies

Income tax

21.1.1 The Company received an order dated June 19, 2020 for tax year 2014, by Additional Commissioner Inland Revenue (ACIR) creating a demand of Rs. 168,166,692 on account of disallowance of various expenses. Being aggrieved, the Company filed a petition in High Court of Sindh (HCS) against the order which was rejected by the HCS and the matter was remanded back to the relevant tax authorities vide order dated September 12, 2024. A revised demand of Rs. 323,881,344 was issued on August 04, 2025 by ACIR. The Company being aggrieved filed an appeal before Commissioner Inland Revenue Appeals [CIR(A)] who vide its order dated March 17, 2026 remanded back the case to the ACIR, which is currently pending adjudication.

NOTES TO THE UNCONSOLIDATED FINANCIAL STATEMENTS FOR THE YEAR ENDED JUNE 30, 2026

21.1.2 The Company received a notice from the Deputy Commissioner Inland Revenue (DCIR) dated June 26, 2025 for tax year 2019, raising a tax demand of Rs. 163,243,637 on account of disallowance of certain expenses due to non-withholding of taxes. The Company being aggrieved filed an appeal with the CIR(A) which vide its order dated May 18, 2026, remanded back the case to DCIR which is currently pending adjudication.

Sales tax

21.1.3 The Company received an order dated October 20, 2022, from Assistant Commissioner (AC) - Sindh Revenue Board (SRB) raising a tax demand of Rs. 454,845,572 and Rs. 81,156,253 on account of short payment and short withholding of sales tax respectively along with a penalty of Rs. 536,001,825, pertaining to tax period from July 01, 2011, to June 30, 2015. The Company being aggrieved filed an appeal with Commissioner Appeals (CA) - SRB, which vide its order dated March 05, 2024, reduced the demand and penalty to Rs. 202,719,616 respectively. The Company being aggrieved filed an appeal before Appellate Tribunal (AT) - SRB. The appeal was decided through order dated November 27, 2024, whereby the matter was remanded back to the AC - SRB to consider the matter afresh which is pending adjudication.

21.1.4 The Company received an order dated January 17, 2024, from AC - SRB raising a demand of Rs. 20,759,949 along with the penalty of Rs. 20,759,949 on alleged short-declaration of revenue. The Company filed an appeal before CA - SRB and the matter is currently pending adjudication.

21.1.5 The Company received an order dated January 18, 2024 from AC - SRB raising a demand of Rs. 60,653,779 along with the penalty of Rs. 3,152,688 in respect of alleged short-declaration of transmission expenses, certain advertisement and promotion expenses and technical advisory fee. The Company being aggrieved filed an appeal before CA - SRB and the matter is currently pending adjudication.

21.1.6 In addition to the above, the Company is defending various minor suits filed against it in various courts in Pakistan related to its business operations as at reporting date, which are not material to be disclosed as contingencies.

21.1.7 The Company based on the merits of the aforementioned matters and as per the advice of its tax and legal consultants, expects a favourable outcome on these matters and accordingly, no provision has been made in this respect in these unconsolidated financial statements.

21.2 Commitments

21.2.1 Commitments for purchase of television programs as at year end amounted to Rs. 966,915,000 (2025: Rs. 939,520,000). These include commitments to the following related parties:

	2026	2025
	---------- Rupees	----------
M.D. Productions (Private) Limited	**925,146,640**	740,308,100
Moomal Productions	**41,768,360**	29,061,900
	966,915,000	769,370,000

21.2.2 The Company has obtained short-term financing facilities from a commercial bank amounting to Rs. 125,000,000 (2025: Rs.125,000,000). This carries mark-up of 1 month KIBOR plus 0.75% (2025: 1 month KIBOR plus 0.75%). This arrangement is secured by pari passu charge on the Company's trade debts and other receivables. The entire facility amount remains unutilized at reporting date.

21.2.3 The Company has a letter of credit facility with a commercial bank amounting to Rs. 50,000,000 (2025: Rs. 50,000,000). The entire facility amount remains unutilized at reporting date.

NOTES TO THE UNCONSOLIDATED FINANCIAL STATEMENTS FOR THE YEAR ENDED JUNE 30, 2026

		Note	2026	2025
			---------- Rupees	----------
22	**REVENUE – NET**			
	Advertisement revenue		**4,593,128,090**	5,420,081,749
	Production revenue		**74,533,468**	136,312,232
	Digital revenue		**162,700,081**	141,589,109
	Subscription revenue		**1,997,797,182**	2,310,429,009
	Film distribution revenue		**3,565,178**	4,393,127
		22.1 / 22.2	**6,831,723,999**	8,012,805,226
22.1	Revenue has been netted-off against the following items:			
	Sales tax		**784,061,987**	943,536,029
	Trade and volume discount		**409,977,527**	520,423,704
			1,194,039,514	1,463,959,733

22.2 Includes contract liabilities amounting to Rs. 1,160,899 (2025: Rs. 15,280,135), which were realized during the year.

		Note	2026	2025
			---------- Rupees	----------
23	**COST OF PRODUCTION**			
	Cost of outsourced programs		**2,417,361,730**	2,289,099,957
	Cost of in-house programs		**537,239,972**	404,029,013
	Cost of inventories consumed		**554,655**	2,961,391
	Salaries and benefits	23.1	**1,160,257,615**	1,262,431,659
	Technical advisory fee	23.2	**57,032,810**	68,439,372
	Depreciation on operating fixed assets	4.2	**73,199,258**	59,307,611
	Depreciation on right of use assets	4.6	**14,966,399**	12,826,647
	Amortisation	5.2	**15,519,116**	1,512,459
	Travelling and conveyance		**184,734,745**	177,976,190
	Insurance		**36,099,312**	33,005,703
	Repair and maintenance		**42,526,826**	33,607,841
	Utilities		**21,183,176**	20,446,649
	Fees and subscription		**21,784,303**	19,394,383
	Communication		**35,341,186**	33,860,179
	Rent, rates and taxes		**717,084**	968,195
	Printing, stationery and periodicals		**1,350,486**	1,103,334
			4,619,868,673	4,420,970,583
	In production television programs - opening		**47,918,285**	66,855,795
	In production television programs - closing	9	**(67,736,052)**	(47,918,285)
			4,600,050,906	4,439,908,093
	Unreleased / released television programs - opening		**943,350,659**	683,641,711
	Unreleased / released television programs - closing	9	**(1,182,633,992)**	(943,350,659)
			4,360,767,573	4,180,199,145

23.1 Includes Rs. 36,548,301 (2025: Rs. 39,404,932) in respect of staff retirement benefit - provident fund.

23.2 Represents fee for the period from July 01, 2025 to April 30, 2026 paid to a Director for technical advisory services rendered in accordance with the agreement duly approved by the Board of Directors of the Company.

NOTES TO THE UNCONSOLIDATED FINANCIAL STATEMENTS FOR THE YEAR ENDED JUNE 30, 2026

24 DISTRIBUTION EXPENSES

	Note	2026	2025
		---------- Rupees	----------
Salaries and benefits	24.1	**278,883,783**	308,029,894
Depreciation on operating fixed assets	4.2	**12,597,257**	11,844,402
Advertisement and promotion		**172,662,737**	358,592,859
Travelling and conveyance		**36,452,987**	35,119,348
Insurance		**5,351,721**	3,932,866
Repair and maintenance		**1,836,878**	1,451,637
Utilities		**2,667,660**	2,574,907
Fees and subscription		**1,123,227**	1,000,000
Communication		**1,196,535**	1,146,393
Printing, stationery and periodicals		**1,248,030**	1,019,628
		514,020,815	724,711,934

24.1 Includes Rs. 11,782,886 (2025: Rs. 11,224,169) in respect of staff retirement benefit - provident fund.

25 ADMINISTRATIVE EXPENSES

	Note	2026	2025
		---------- Rupees	----------
Salaries and benefits	25.1	**522,203,707**	619,482,715
Depreciation on operating fixed assets	4.2	**87,648,072**	72,924,823
Depreciation on right of use assets	4.6	**11,515,569**	9,869,183
Amortisation	5.2	**-**	71,711
Auditors' remuneration	25.2	**15,133,400**	11,490,543
Donation	25.3 / 25.4	**56,105,729**	85,418,667
Travelling and conveyance		**121,351,092**	116,911,440
Insurance		**16,475,705**	12,099,747
Repair and maintenance		**94,673,793**	74,818,229
Utilities		**78,260,630**	75,539,551
Fees and subscription		**35,801,871**	31,874,107
Communication		**11,917,092**	11,417,695
Legal and professional charges		**18,358,963**	23,084,124
Rent, rates and taxes		**14,711,948**	6,317,349
Printing, stationery and periodicals		**9,056,206**	7,398,832
Security charges		**17,618,534**	14,479,789
		1,110,832,311	1,173,198,505

25.1 Includes Rs.14,228,666 (2025: Rs.11,767,144) in respect of staff retirement benefit - provident fund.

25.2 Auditors' remuneration

	Note	2026	2025
		---------- Rupees	----------
Audit fee for unconsolidated financial statements		**2,869,020**	2,561,625
Audit fee for consolidated financial statements		**1,051,975**	939,263
Fee for half yearly review		**860,707**	768,488
Other reviews, services and certifications		**8,622,400**	5,531,966
Tax services		**1,279,298**	367,281
Out of pocket expenses and sales tax on services		**450,000**	1,321,920
		15,133,400	11,490,543

25.3 Includes donations charge in respect of Momina and Duraid Foundation - a related party amounting to Rs. 30,080,457 (2025: Rs. 60,145,788) and in respect of uplifting and maintenance of Sultana Siddiqui Park (the Company's corporate social responsibility (CSR) project in the name of the Chairperson), amounting to Rs. 19,795,439 (2025: Rs. 23,679,834).

NOTES TO THE UNCONSOLIDATED FINANCIAL STATEMENTS FOR THE YEAR ENDED JUNE 30, 2026

25.4 Recipients of donation do not include any donee in which any director or its spouse had any interest except for donation to Momina and Duraid Foundation and donation in respect of upliftment of Sultana Siddiqui Park. Following directors of the Company have interest:

- Mr. Duraid Qureshi
- Ms. Sultana Siddiqui

		Note	2026	2025
			---------- Rupees	----------
26	**OTHER INCOME**			
	Income from financial instruments			
	Interest on deposit accounts		**39,471,946**	82,606,990
	Exchange gain - net		**-**	112,976,578
	Management fee from related party		**-**	76,565,833
	Management fee from Ignite - National Technology Fund	13.3	**14,026,299**	-
	Dividend income		**41,306,817**	120,351,675
	Unrealised gain on revaluation of short term investments		**477,940,768**	225,869,894
	Realised gain on short term investments		**58,608,681**	12,379,280
			631,354,511	630,750,250
	Income from other than financial instruments			
	Gain on disposal of operating fixed assets - net	4.4	**8,910,021**	15,344,740
	Sale of content and festival income		**9,000,000**	38,078,845
	Sundry income		**27,212,973**	14,473,564
			45,122,994	67,897,149
			676,477,505	698,647,399
27	**OTHER EXPENSES**			
	Allowance for expected credit loss on trade debts - net	10.3	**57,670,910**	157,534,362
	Allowance for expected credit loss on other receivables	13.4	**33,066,666**	2,040,208
	Sales tax refundable written off		**54,678,940**	-
	Exchange loss - net		**169,577,391**	-
	Provision for impairment against long term investments	6.1	**-**	105,923,751
	Advances written off		**10,148,680**	-
	Other receivable written off		**12,622,201**	-
			337,764,788	265,498,321
28	**FINANCE COST**			
	Interest on long term financing		**-**	2,477,491
	Interest on lease liabilities	17	**33,587,305**	29,709,627
	Accretion of interest on long-term payables	18	**10,956,980**	-
	Interest on loan from related party		**75,617,446**	-
	Bank charges		**671,044**	1,504,415
			120,832,775	33,691,533
29	**FINAL TAXES**			
	Current		**26,173,994**	50,529,041
	Prior		**(232,598)**	(35,625,831)
		29.1	**25,941,396**	14,903,210

29.1 Represents final taxes paid under section 5 (tax on dividend) and 154A (export of services) of Income Tax Ordinance, 2001, representing levies in terms of requirements of IFRIC 21 / IAS 37 (also see note 3.7).

30 MINIMUM TAX DIFFERENTIAL

Represents minimum tax differential paid under section 153 of Income Tax Ordinance, 2001, representing levies in terms of requirements of IFRIC 21 / IAS 37 (also see note 3.7).

NOTES TO THE UNCONSOLIDATED FINANCIAL STATEMENTS FOR THE YEAR ENDED JUNE 30, 2026

		Note	2026	2025
31	**INCOME TAX**		---------- Rupees ----------	
	Current		**28,958,347**	1,856,892
	Deferred		**(410,583,572)**	(27,116,111)
			(381,625,225)	(25,259,219)
31.1	**Relationship between accounting profit and tax expense**			
	Profit before final taxes, minimum tax differential and income tax		**932,360,054**	2,201,012,470
	Tax at the enacted tax rate of 29%		**270,384,416**	638,293,616
	Effects of:			
	Tax at reduced rate		**(65,069,352)**	(14,885,437)
	Minimum tax differential and final taxes		**(591,340,160)**	(653,111,677)
	Others		**4,399,871**	4,444,279
			(381,625,225)	(25,259,219)
32	**EARNINGS PER SHARE – basic and diluted**			
	Profit for the year		**1,202,449,812**	2,102,986,638
			---------- Number of shares ----------	
	Weighted average number of ordinary shares outstanding during the year		**1,134,000,000**	1,134,000,000
			---------- Rupees ----------	
	Earnings per share	32.1	**1.06**	1.85

32.1 There is no dilutive effect on the basic earnings per share of the Company.

		Note	2026	2025
33	**CASH (USED IN) / GENERATED FROM OPERATIONS**		---------- Rupees ----------	
	Profit before final taxes, minimum tax differential and income tax		**932,360,054**	2,201,012,470
	Adjustments for:			
	Depreciation on operating fixed assets	4.2	**173,444,587**	144,076,836
	Depreciation on right of use assets	4.6	**26,481,968**	22,695,830
	Amortisation on intangible assets	5.2	**15,519,116**	1,584,170
	Interest on long term financing	28	**-**	2,477,491
	Interest on lease liabilities	28	**33,587,305**	29,709,627
	Accretion of interest on long term payables	28	**10,956,980**	-
	Interest on loan from related party	28	**75,617,446**	-
	Exchange loss / (gain) - net	27 / 26	**169,577,391**	(112,976,578)
	Profit on deposit accounts	26	**(39,471,946)**	(82,606,990)
	Gain on disposal of operating fixed assets - net	26	**(8,910,021)**	(15,344,740)
	Realised gain on short term investments	26	**(58,608,681)**	(12,379,280)
	Dividend income	26	**(41,306,817)**	(120,351,675)
	Allowance for expected credit loss on trade debts - net	27	**57,670,910**	157,534,362
	Allowance for expected credit loss on other receivables	27	**33,066,666**	2,040,208
	Sales tax refundable written off	27	**54,678,940**	-
	Provision for impairment against long term investments	27	**-**	105,923,751
	Advances written off	27	**10,148,680**	-
	Other receivable written off	27	**12,622,201**	-
	Unrealised gain on revaluation of short term investments	26	**(477,940,768)**	(225,869,894)
			47,133,957	(103,486,882)
	(Increase) / decrease in current assets			
	Inventories		**-**	14,926,271
	Television program costs		**(259,101,100)**	(240,771,438)
	Trade debts		**(289,126,117)**	744,391,795
	Advances		**246,189,706**	(213,569,625)
	Short term prepayments		**26,414,379**	7,954,349
	Other receivables		**(996,763,957)**	(2,214,906,775)
			(1,272,387,089)	(1,901,975,423)
	Increase / (decrease) in current liabilities			
	Trade and other payables		**(373,780,693)**	350,556,952
	Contract liabilities		**3,618,019**	(11,797,963)
			(663,055,752)	534,309,154

NOTES TO THE UNCONSOLIDATED FINANCIAL STATEMENTS FOR THE YEAR ENDED JUNE 30, 2026

34 REMUNERATION OF CHIEF EXECUTIVE, DIRECTORS AND EXECUTIVES

	2026				2025			
	Chief Executive	Executive Director	Non-Executive Directors	Executives	Chief Executive	Executive Director	Non-Executive Directors	Executives
	Rupees							
Managerial remuneration	**51,513,515**	-	-	**449,564,756**	47,220,721	-	-	397,112,184
Technical advisory fee	-	**57,032,810**	-	-	-	68,439,372	-	-
Meeting fee	-	-	**4,705,000**	-	-	-	4,200,000	-
Bonus	**28,066,779**	**28,066,779**	-	-	143,641,165	143,641,165	-	47,087,500
Retirement benefits	-	-	-	**32,049,129**	-	-	-	32,277,626
House rent	**23,181,082**	-	-	**183,592,895**	21,249,325	-	-	173,377,283
Utilities	**5,151,351**	-	-	**40,798,421**	4,722,072	-	-	36,320,507
Car allowance	-	-	-	**75,950,786**	10,383,584	-	-	76,768,592
Fuel and conveyance	**1,605,928**	-	-	-	-	1,730,711	1,980,082	-
	109,518,655	**85,099,589**	**4,705,000**	**781,955,987**	227,216,877	213,811,248	6,180,082	762,943,692
Number	**1**	**1***	**7**	**131**	1	1	6	105

** Includes salary of Ms. Sultana Siddiqui who was the Executive Director of the Company for part of the year until April 30, 2026.*

34.1 The Chief Executive and certain executives are also provided with free use of company-maintained cars, club membership and reimbursement of expenses related to business travel in accordance with the employment contract and the Company's policy.

35 TRANSACTIONS WITH RELATED PARTIES

Related parties of the Company comprise of subsidiaries, associated companies, retirement funds, directors and key management personnel. Details of transactions with related parties during the year, other than those which have been disclosed elsewhere in these unconsolidated financial statements are as follows:

Relationship	Nature of transactions	2026	2025
		Rupees	
Subsidiaries	Expenses paid on behalf of the Company	**104,785,379**	91,833,821
	Expenses paid by the Company	**29,269,802**	55,689,128
	Payment received by the Company	**8,641,070**	75,358,930
	Payment received on behalf of the Company	**1,801,858,539**	2,145,036,837
	Management fee	-	76,656,833
	Amount paid on behalf of the Company	**54,272,538**	-
	Subscription revenue	**83,998,043**	84,331,099
	Purchase of television programs	**84,074,195**	20,993,778
	Payments received during the year	**951,879,699**	-
	Loan received during the year	**1,532,352,562**	-
	Interest on loan received during the year	**75,617,446**	-
Associated Companies	Purchases of television programs	**1,921,888,139**	1,965,992,555
	Payments made during the year	**1,966,442,431**	1,945,612,205
	Rent expense	**11,446,254**	-
	Donation expense	**30,080,457**	60,145,788
Others	Contribution to the provident fund	**62,148,850**	62,396,245
Directors	Dividend paid	**378,828,044**	-
	Technical advisory fee	**57,032,810**	68,439,372
	Bonus	**56,133,558**	287,282,330
Key Management Personnel	Short-term employee benefits	**365,997,829**	770,326,387
	Retirement benefits	**10,075,139**	11,644,520
	Purchase of vehicle	-	40,000,000

35.1 All transactions with related parties are entered into at agreed terms duly approved by the Board of Directors of the Company. Amounts receivable from / payable to related parties have been disclosed in relevant notes to these unconsolidated financial statements.

35.2 Key management personnel are those persons having authority and responsibility for planning, directing and controlling the activities of the entity directly or indirectly. The Company considers all members of their executive management team, including the chief executive officer and directors, to be key management personnel. None of the key management personnel had any arrangements with the Company other than the employment contract and those mentioned in notes to these unconsolidated financial statements.

35.3 Following are the related parties with whom the Company had entered into transactions or have arrangements / agreements in place:

S.No.	Company Name	Country of Incorporation	Basis of association	Shareholding %
1	Skyline Publications (Private) Limited	Pakistan	Subsidiary	100%
2	HUM TV Inc.	United States of America	Subsidiary	100%
3	HUM Network FZ LLC	United Arab Emirates	Subsidiary	100%
4	HUM Network UK Limited	United Kingdom	Subsidiary	100%
5	HUMM Co. (Private) Limited	Pakistan	Subsidiary	100%
6	Tower Sports (Private) Limited	Pakistan	Subsidiary	100%
7	HUM Mart (Private) Limited	Pakistan	Subsidiary	70%
8	TS3 FZ LLC	United Arab Emirates	Indirect Subsidiary	-
9	Karwaan Music (Private) Limited	Pakistan	Indirect Joint Venture	-
10	M.D Productions (Private) Limited	Pakistan	Associated company (35.3.1)	-
11	Momina & Duraid Films (Private) Limited	Pakistan	Associated company (35.3.1)	-
12	Momina and Duraid Foundation	Pakistan	Associated company (35.3.1)	-
13	Moomal Productions	Pakistan	Associated company (35.3.1)	-
14	Moomal Entertainment	Pakistan	Associated company (35.3.1)	-
15	BRR Guardian Limited	Pakistan	Associated company (35.3.1)	-
16	HUM Network Limited- Employees' Provident Fund	Pakistan	Retirement Fund	-
17	Ms. Sultana Siddiqui		Director	8.75%
18	Mr. Mazhar ul Haq Siddiqui*		Director	-
19	Mr. Duraid Qureshi**		Director	57.67%
20	Mr. Shunaid Qureshi		Director	0.38%
21	Ms. Mahtab Akbar Rashdi		Director	-
22	Mr. Ayaz Dawood*		Director	0.01%
23	Mr. Muhammad Ayub Younus Adhi		Director	-
24	Mr. Sohail Ansar		Director	-
25	Ms. Khush Bakht Shujaat		Director	-

**Mr. Ayaz Dawood was appointed to fill the casual vacancy arising from the demise of Mr. Mazhar-ul-Haq Siddiqui, who served as a Director of the Company until February 26, 2026. Transactions relating to both Directors have been disclosed in Note 34 for their respective periods of tenure.*

***Shareholding of director includes shares held by their spouse.*

35.3.1 These entities are associated companies / undertakings of the Company in accordance with the provisions of Companies Act, 2017.

35.4 Investments out of provident fund have been made in accordance with the provisions of Section 218 of the Act and the regulations formulated for this purpose.

35.5 None of the key management personnel had any arrangements with the Company other than the employment contract and those mentioned in notes to these unconsolidated financial statements.

NOTES TO THE UNCONSOLIDATED FINANCIAL STATEMENTS FOR THE YEAR ENDED JUNE 30, 2026

		Note	2026	2025
			---------- Rupees	----------
36	**FINANCIAL INSTRUMENTS BY CATEGORY**			
36.1	**Financial assets**			
	At amortised cost			
	- Trade debts	10	**2,389,993,527**	2,158,538,320
	- Other receivables		**5,738,986,472**	5,004,946,273
	- Cash and bank balances	15	**800,489,991**	476,205,411
			8,929,469,990	7,639,690,004
	At fair value through profit or loss			
	- Short term investments	14	**1,484,152,101**	1,375,033,308
36.2	**Financial liabilities**			
	At amortised cost			
	- Lease liabilities	17	**148,586,639**	162,277,075
	- Long term payable	18	**99,127,092**	-
	- Trade and other payables	19	**865,370,656**	1,177,715,041
	- Loan from related party		**1,532,352,562**	-
	- Unclaimed dividend		**8,062,306**	6,807,368
			2,653,499,255	1,346,799,484

37 FINANCIAL RISK MANAGEMENT OBJECTIVES AND POLICIES

The Company's activities expose it to a variety of financial risks i.e. market risk (including currency risk, interest rate risk and price risk), credit risk and liquidity risk. The Company's overall risk management programme focuses on the unpredictability of financial markets and seeks to minimise potential adverse effects on the Company's financial performance.

The Company's senior management oversees the management of these risks. The Company's senior management provides policies for overall risk management, as well as policies covering specific areas such as foreign exchange risk, interest rate risk and credit risk, use of financial derivatives, financial instruments and investment of excess liquidity. It is the Company's policy that no trading in derivatives for speculative purposes shall be undertaken. The Board of Directors review and agree policies for managing each of these risks which are summarized below:

The Board of Directors review and agree policies for managing each of these risks which are summarized below:

37.1 Market risk

Market risk is the risk that fair value of future cash flows will fluctuate because of changes in market prices. Market prices comprise three types of risk: interest rate risk, currency risk and equity price risk.

37.1.1 Interest rate risk

Interest rate risk is the risk that the fair value or future cash flows of financial instruments will fluctuate because of changes in the market interest rates. The Company's interest rate risk arises from deposit accounts with banks, short-term investments in mutual funds other than equity based mutual funds and loan from related party. The Company manages these risks through risk management strategies.

Sensitivity analysis:

The following figures demonstrate the sensitivity of the Company's profit before income tax to a reasonably possible change in interest rate, with all other variables held constant:

	Increase / decrease in basis points	Effect on profit before income tax
		--- Rupees ---
June 30, 2026	**+100**	**(24,847,433)**
	-100	**24,847,433**
June 30, 2025	+100	4,952,867
	-100	(4,952,867)

NOTES TO THE UNCONSOLIDATED FINANCIAL STATEMENTS FOR THE YEAR ENDED JUNE 30, 2026

37.1.2 Currency risk

Foreign currency risk is the risk that the value of financial assets or financial liabilities will fluctuate due to a change in foreign exchange rates. It arises mainly where receivables and payables exist due to transactions in foreign currencies. The Company's exposure to foreign currency risk is as follows:

	2026			2025		
	USD	GBP	AED	USD	GBP	AED
Trade debts	454,406	289,566	-	454,406	289,566	
Other receivables	169,552	3,399	72,201,023	190,808	-	63,341,962
	623,958	292,965	72,201,023	645,214	289,566	63,341,962
	---------- Rupees ---------			---------- Rupees ---------		
Closing exchange rates	278.16	368.02	75.74	284.1	389.65	77.9

Sensitivity analysis

The following table demonstrates the sensitivity of the Company's profit before income tax to a reasonably possible change in the AED, USD and GBP exchange rates, with all other variables held constant:

	Change in USD rate (%)	Effect on profit before income tax	Change in GBP rate (%)	Effect on profit before income tax	Change in AED rate (%)	Effect on profit before income tax
		--- Rupees ---		--- Rupees ---		--- Rupees ---
2026	+10	17,356,016	+10	10,781,698	+10	546,850,548
	-10	(17,356,016)	-10	(10,781,698)	-10	(546,850,548)
2025	+10	18,330,530	+10	11,282,939	+10	493,433,884
	-10	(18,330,530)	-10	(11,282,939)	-10	(493,433,884)

37.1.3 Equity price risk

Equity price risk is the risk that the fair value of future cash flows of financial instruments will fluctuate because of changes in market prices (other than those arising from currency risk or interest rate risk). Therefore, Company's investments in shares and equity based mutual funds are susceptible to equity price risk. The Company manages the equity price risk through diversification and placing limits on individual and total investments. Reports on the investments portfolio are submitted to the Company's senior management on a regular basis.

As of the reporting date, the exposure to investments at fair value through profit or loss was Rs. 1,479,194,262 (2025: Rs. 532,713,748).

Sensitivity analysis

The following figures demonstrate the sensitivity of the Company's profit before income tax to a reasonably possible change in market prices, with all other variables held constant:

	Increase / decrease in market price (%)	Effect on profit before income tax
		--- Rupees ---
June 30, 2026	+10	147,919,426
	-10	(147,919,426)
June 30, 2025	+10	53,271,375
	-10	(53,271,375)

37.2 Credit risk

Credit risk is the risk which arises with the possibility that one party to a financial instrument will fail to discharge its obligation and cause the other party to incur a financial loss. Concentration of credit risk arise when a number of counterparties are engaged in similar business activities or have similar economic features that would cause their ability to meet contractual obligations to be similarly affected by changes in economic, political or other conditions. Concentrations of credit risk indicate the relative sensitivity of the Company's performance to developments affecting a particular industry.

Management of credit risk

The Company's policy is to enter into financial contracts in accordance with the guidelines set by the Board of Directors and other internal guidelines.

Credit risk is managed and controlled by the management of the Company in the following manner:

- Credit rating and credit worthiness of the counterparty is taken into account along with the financial background so as to minimise the risk of default.

- The risk of counterparty exposure due to failed agreements causing a loss to the Company is mitigated by a periodic review of their credit ratings, financial statements, credit worthiness and market information on a regular basis.

- Cash is held with reputable banks only.

As of the reporting date, the Company is exposed to credit risk on the following assets:

	Note	2026	2025
		---------- Rupees ---------	
- Trade debts	10	2,657,454,248	2,368,328,131
- Short term investments	14	1,484,152,101	1,375,033,308
- Other receivables		5,837,401,770	5,070,294,905
- Bank balances	15	799,340,410	475,218,931
		10,778,348,529	9,288,875,275

NOTES TO THE UNCONSOLIDATED FINANCIAL STATEMENTS FOR THE YEAR ENDED JUNE 30, 2026

Quality of financial assets

The credit quality of financial assets can be assessed by reference to external credit ratings or to historical information about counterparty default rates:

	Note	2026	2025
		---------- Rupees	----------
Bank balances			
A1+		**689,785,642**	455,928,275
A2		**109,554,768**	19,290,656
	15	**799,340,410**	475,218,931
Short term investments			
Listed securities			
A+		**1,360,749,040**	321,750,000
Mutual funds			
AA-		**-**	-
A(f)		**872,054**	844,621
A+(f)		**-**	2,103,931
AA(f)		**-**	208,206,848
AAA(f)		**1,071,797**	-
AA+(f)		**2,779,195**	524,984,004
AA-(f)		**234,793**	106,180,156
2 Star		**-**	92,601,129
3 Star		**118,445,222**	118,362,619
		123,403,061	1,053,283,308
	14	**1,484,152,101**	1,375,033,308

37.3 Liquidity risk

Liquidity risk is the risk that the Company will not be able to meet its financial obligations as they fall due. The Company applies prudent risk management policies by maintaining sufficient cash and bank balances and by keeping committed credit lines.

The table below summarizes the maturity profile of the Company's financial liabilities as at the following reporting dates:

2026	Less than 1 year	1 to 5 years	More than 5 years	Total
	---------- Rupees ----------			
Lease liabilities	**42,767,540**	**203,217,410**	**63,146,869**	**309,131,819**
Long term payables	**17,302,500**	**86,512,500**	**54,180,000**	**157,995,000**
Loan from related party	**1,532,352,562**	**-**	**-**	**1,532,352,562**
Trade and other payables	**865,370,656**	**-**	**-**	**865,370,656**
Unclaimed dividend	**8,062,306**	**-**	**-**	**8,062,306**
	2,465,855,564	**289,729,910**	**117,326,869**	**2,872,912,343**

2025	Less than 1 year	1 to 5 years	More than 5 years	Total
	---------- Rupees ----------			
Lease liabilities	47,548,342	199,033,035	110,098,784	356,680,161
Trade and other payables	1,177,715,041	-	-	1,177,715,041
Unclaimed dividend	6,807,368	-	-	6,807,368
	1,232,070,751	199,033,035	110,098,784	1,541,202,570

NOTES TO THE UNCONSOLIDATED FINANCIAL STATEMENTS FOR THE YEAR ENDED JUNE 30, 2026

37.3.1 Changes in liabilities from financing activities

	July 01, 2025	Cash Flows	Non-cash flow	June 30, 2026
	Rupees			
Lease liabilities (note 17)	162,277,075	(47,277,741)	33,587,305	148,586,639
Loan from related party	-	1,532,352,562	-	1,532,352,562

	July 01, 2024	Cash Flows	Non-cash flow	June 30, 2025
	Rupees			
Long term financing	31,250,000	(31,250,000)	-	-
Lease liabilities (note 17)	166,382,292	(43,690,692)	39,585,475	162,277,075

37.4 Capital risk

The Company finances its operations through equity, borrowings and management of working capital with a view of maintaining an appropriate mix between various sources of finance to minimize risk. The primary objective of the Company's capital management is to ensure that it maintains healthy capital ratios in order to support its business sustain future development and maximize shareholders' value. The Company monitors capital using a debt equity ratio as follows:

	Note	2026	2025
		Rupees	
Lease liabilities	17	148,586,639	162,277,075
Long term payables	18	99,127,092	-
Loan from related party		1,532,352,562	-
Total debt		1,780,066,293	162,277,075
Share capital	16	1,134,000,000	1,134,000,000
Unappropriated profit		11,460,892,587	10,825,442,775
Total equity		12,594,892,587	11,959,442,775
Total debt and equity		14,374,958,880	12,121,719,850
Gearing ratio		12.38%	1.34%

37.5 Fair value measurement

Fair value is the price that would be received to sell an asset or paid to transfer a liability in an orderly transaction between market participants at the measurement date.

The following table shows assets recognised at fair value, analysed between those whose fair value is based on:

Level 1: Quoted prices in active markets for identical assets or liabilities;

Level 2: Those involving inputs other than quoted prices included in Level 1 that are observable for the asset or liability, either directly (as prices) or indirectly (derived from prices); and

Level 3: Those whose inputs for the asset or liability that are not based on observable market data (unobservable inputs).

Assets measured at fair value	Note	Year	Level 1	Level 2	Level 3	Total
			Rupees			
Short term investments	14	2026	1,360,749,040	123,403,061	-	1,484,152,101
Short term investments	14	2025	321,750,000	1,053,283,308	-	1,375,033,308

During the year, there were no transfers between level 1 and level 2 fair value measurements, and no transfers into and out of level 3 fair value measurement.

Financial instruments which are tradable in an open market are revalued at the market prices prevailing on the reporting date.

The carrying values of all financial assets and liabilities reflected in the unconsolidated financial statements approximate their fair values.

NOTES TO THE UNCONSOLIDATED FINANCIAL STATEMENTS FOR THE YEAR ENDED JUNE 30, 2026

38 OPERATING SEGMENTS

For management purposes, the Company has determined following reportable operating segments on the basis of areas of operations i.e. entertainment and news.

- Entertainment segment is engaged in advertisement, entertainment and media marketing.
- News segments is engaged in broadcasting of news programs.

	Entertainment		News		Total	
	2026	2025	2026	2025	2026	2025
	Rupees					
Revenue						
Advertisement revenue	3,529,727,243	4,181,609,532	1,063,400,847	1,238,472,217	4,593,128,090	5,420,081,749
Production revenue	72,883,468	136,062,232	1,650,000	250,000	74,533,468	136,312,232
Digital revenue	157,860,950	139,015,755	4,839,131	2,573,354	162,700,081	141,589,109
Subscription revenue	1,937,895,561	2,308,043,830	59,901,621	2,385,179	1,997,797,182	2,310,429,009
Film distribution revenue	3,565,178	4,393,127	-	-	3,565,178	4,393,127
	5,701,932,400	6,769,124,476	1,129,791,599	1,243,680,750	6,831,723,999	8,012,805,226
Cost of production	(3,456,446,428)	(3,363,552,654)	(904,321,145)	(816,646,491)	(4,360,767,573)	(4,180,199,145)
Transmission cost	(89,876,085)	(91,976,065)	(41,747,103)	(41,164,652)	(131,623,188)	(133,140,717)
Gross profit	2,155,609,887	3,313,595,757	183,723,351	385,869,607	2,339,333,238	3,699,465,364
Distribution expenses	(394,371,281)	(608,949,514)	(119,649,534)	(115,762,420)	(514,020,815)	(724,711,934)
Administrative expenses	(876,990,480)	(904,060,482)	(233,841,831)	(269,138,023)	(1,110,832,311)	(1,173,198,505)
Segment results	884,248,126	1,800,585,761	(169,768,014)	969,164	714,480,112	1,801,554,925
Unallocated corporate expenses / income						
Other income					676,477,505	698,647,399
Other expenses					(337,764,788)	(265,498,321)
Finance cost					(120,832,775)	(33,691,533)
Profit before final taxes, minimum tax differential and income tax					932,360,054	2,201,012,470
Final taxes					(25,941,396)	(14,903,210)
Minimum tax differential					(85,594,071)	(108,381,841)
Profit before income tax					820,824,587	2,077,727,419
Income tax					381,625,225	25,259,219
Profit for the year					1,202,449,812	2,102,986,638
Other information						
Amortisation	(7,608,292)	(1,507,690)	(7,910,824)	(76,480)	(15,519,116)	(1,584,170)
Depreciation	(145,661,156)	(106,788,709)	(54,265,399)	(59,983,957)	(199,926,555)	(166,772,666)
Segment assets	3,694,243,803	3,123,744,093	1,503,373,278	1,466,437,219	5,197,617,081	4,590,181,312
Unallocated Assets					10,145,254,134	8,792,741,163
Total Assets					15,342,871,215	13,382,922,475
Segment liabilities	804,345,314	1,209,575,707	247,531,616	41,337,378	1,051,876,930	1,250,913,085
Unallocated liabilities					1,696,101,698	172,566,615
Total Liabilities					2,747,978,628	1,423,479,700
Segment capital expenditure	47,934,361	292,116,435	70,175,150	22,388,804	118,109,511	314,505,239
Unallocated capital expenditure					97,808,998	109,265,531
					215,918,509	423,770,770

NOTES TO THE UNCONSOLIDATED FINANCIAL STATEMENTS FOR THE YEAR ENDED JUNE 30, 2026

38.1 Reconciliation of segment assets, liabilities and capital expenditure to the total assets, liabilities and capital expenditure of the Company is as follows:

		Note	2026	2025
			---------- Rupees	----------
38.1.1	**Segment assets**			
	Allocated segment assets		**5,197,617,081**	4,590,181,312
	Right of use assets		**97,704,680**	124,186,648
	Long term investments	6	**242,974,730**	242,974,730
	Long term deposits and prepayments	7	**259,481,151**	271,699,519
	Deferred tax asset - net	8	**582,721,606**	172,138,033
	Inventories		**-**	9,579,352
	Advances	11	**227,440,079**	483,778,465
	Trade deposits and short term prepayments	12	**34,195,190**	60,609,569
	Other receivables	13	**5,933,039,272**	5,206,220,513
	Short term investments	14	**1,484,152,101**	1,375,033,308
	Taxation - net		**483,055,334**	370,315,615
	Cash and bank balances	15	**800,489,991**	476,205,411
	Total assets		**15,342,871,215**	13,382,922,475
38.1.2	**Segment liabilities**			
	Allocated segment liabilities		**1,051,876,930**	1,250,913,085
	Lease liabilities		**148,586,639**	162,277,075
	Loan from related party		**1,532,352,562**	-
	Contract liabilities		**7,100,191**	3,482,172
	Unclaimed dividend		**8,062,306**	6,807,368
	Total liabilities		**2,747,978,628**	1,423,479,700
38.1.3	**Segment capital expenditure**			
	Allocated segment capital expenditure		**118,109,511**	314,505,239
	Additions to capital work in progress	4.7	**97,808,998**	109,265,531
	Total capital expenditure		**215,918,509**	423,770,770

38.2 **Geographical information of net sales to external customers**

Asia	**4,833,926,817**	5,834,707,316
America	**1,997,797,182**	2,178,097,910
	6,831,723,999	8,012,805,226

38.3 All non-current assets of the company are located in Pakistan (domicile country).

38.4 Revenue from four (2025: four) major customers of the Company pertaining to entertainment segment constituted 70% (2025: 66%) of the total revenue during the year.

NOTES TO THE UNCONSOLIDATED FINANCIAL STATEMENTS FOR THE YEAR ENDED JUNE 30, 2026

39 NUMBER OF EMPLOYEES

The total number of employees and average number of employees at year end and during the year respectively are as follows:

	2026	2025
	---------- Number ----------	
Total employees	**786**	780
Average employees for the year	**780**	757

40 GENERAL

40.1 Corresponding figures have been reclassified / rearranged wherever necessary for better presentation. However, there are no material reclassifications to report in these unconsolidated financial statements.

40.2 Figures have been rounded off to the nearest Rupee.

40.3 Subsequent to the reporting date, the Board of Directors in its meeting held on October 5, 2026 has proposed a final cash dividend of Rs. 0.5/- per share (2025: nil) for the approval of the members at the Annual General Meeting to be held on October 28, 2026. The financial statements for the year ended June 30, 2026 do not include the effect of the proposed final cash dividend which will be accounted for in the financial statements for the year ending June 30, 2027.

41 DATE OF AUTHORISATION

These financial statements have been authorised for issue on October 05, 2026 by the Board of Directors of the Company.

DURAID QURESHI	SULTANA SIDDIQUI	MUHAMMAD ABBAS HUSSAIN
Chief Executive	Chairperson & Director	Chief Financial Officer

THIS PAGE IS INTENTIONALLY LEFT BLANK

CONSOLIDATED FINANCIAL STATEMENTS

EY
Building a better working world

INDEPENDENT AUDITOR'S REPORT
To the members of HUM Network Limited

Report on the Audit of the Consolidated Financial Statements

Opinion

We have audited the annexed consolidated financial statements of **HUM Network Limited and its subsidiary companies** (the Group), which comprise the consolidated statement of financial position as at **30 June 2026**, and the consolidated statement of profit or loss, the consolidated statement of comprehensive income, the consolidated statement of changes in equity, the consolidated statement of cash flows for the year then ended and notes to the consolidated financial statements, including material accounting policy information and other explanatory information.

In our opinion, the consolidated financial statements give a true and fair view of the consolidated financial position of the Group as at 30 June 2026, and of its consolidated financial performance and its consolidated cash flows for the year then ended in accordance with the accounting and reporting standards as applicable in Pakistan.

Basis for Opinion

We conducted our audit in accordance with International Standards on Auditing (ISAs) as applicable in Pakistan. Our responsibilities under those standards are further described in the *Auditor's Responsibilities for the Audit of the Consolidated Financial Statements* section of our report. We are independent of the Group in accordance with the International Ethics Standards Board for Accountants' *Code of Ethics for Professional Accountants* as adopted by the Institute of Chartered Accountants of Pakistan (the Code), and we have fulfilled our other ethical responsibilities in accordance with the Code. We believe that the audit evidence we have obtained is sufficient and appropriate to provide a basis for our opinion.

Key Audit Matters

Key audit matters are those matters that, in our professional judgment, were of most significance in our audit of the consolidated financial statements of the current year. These matters were addressed in the context of our audit of the consolidated financial statements as a whole, and in forming our opinion thereon, and we do not provide a separate opinion on these matters.

Following are the Key Audit Matters:

Key audit matters	How the matter was addressed in our audit
1. Television program costs	
As disclosed in notes 2.6.1, 3.3 and 9 to the consolidated financial statements, television program costs amounting to Rs. 1,617,048,415 are carried at lower of remaining cost and net realizable value determined based on revenue which is expected to be earned. Revenues expected to be earned are estimated by the management based on various factors including advertising rates, airing schedule and number of planned re-runs. Accordingly, these estimates are reviewed periodically and costs charged to the consolidated statement of profit or loss and remaining cost of assets are adjusted, if necessary. We have considered this as a key audit matter due to involvement of management's estimates and assumptions.	Our key audit procedures, amongst others, included the following: • obtained an understanding of the Group's processes and related internal controls over television program costs; • performed testing of inputs used by the management in the calculation of expected revenue to be earned on a sample basis by inspecting the underlying supports; • performed recalculation of cost charged by the management in the consolidated statement of profit or loss for a sample of television programs in accordance with the policy of the Group; • performed testing of purchase of television programs on a sample basis to ensure that they are recorded appropriately at the correct costs when the control of the underlying episodes have been transferred to the Group; and • assessed the reasonableness of the estimates used by the management by comparing these with the actual results on a sample basis.
2. Revenue from advertisements and subscriptions	
As disclosed in note 23 to the consolidated financial statements, revenue earned by the Group from advertisements and subscriptions amounting to Rs. 8,115,377,780 constitutes 93% of the total revenue of the Group. In case of advertisement revenue, the point of recognition is when the related advertisement is aired. Subscription revenue is recognised in the month, the service is rendered. We have considered this as a key audit matter considering the significance of the amount of revenue generated from the streams mentioned above. Further, revenue is also considered as a key performance indicator of the Group to meet stakeholders' expectations.	Our key audit procedures in this area amongst others included the following: • obtained an understanding of the Group's processes and related internal controls for revenue recognition from advertisements and subscriptions and on a sample basis, tested the effectiveness of those controls, specifically in relation to recognition of revenue and timing thereof; • inspected a sample of contracts to check that revenue recognition was in accordance with the contract terms and the Group's revenue recognition policies; • performed testing of transactions on a sample basis to ensure that the related revenues are recorded appropriately when the advertisement is aired in case of advertisement revenue and when the service is rendered in case of subscription; and • assessed the adequacy of the related disclosures in accordance with the applicable financial reporting standards.

Information Other than the Consolidated Financial Statements and Auditors' Report thereon

Management is responsible for the other information. The other information comprises the information included in the Annual Report, but does not include the unconsolidated financial statements, the consolidated financial statements and our auditors' report thereon.

Our opinion on the consolidated financial statements does not cover the other information and we do not express any form of assurance conclusion thereon.

In connection with our audit of the consolidated financial statements, our responsibility is to read the other information and, in doing so, consider whether the other information is materially inconsistent with the consolidated financial statements or our knowledge obtained in the audit or otherwise appears to be materially misstated. If, based on the work we have performed, we conclude that there is a material misstatement of this other information, we are required to report that fact. We have nothing to report in this regard.

Responsibilities of Management and the Board of Directors for the Consolidated Financial Statements

Management is responsible for the preparation and fair presentation of the consolidated financial statements in accordance with the accounting and reporting standards as applicable in Pakistan and Companies Act, 2017 and for such internal control as management determines is necessary to enable the preparation of consolidated financial statements that are free from material misstatement, whether due to fraud or error.

In preparing the consolidated financial statements, management is responsible for assessing the Group's ability to continue as a going concern, disclosing, as applicable, matters related to going concern and using the going concern basis of accounting unless management either intends to liquidate the Group or to cease operations, or has no realistic alternative but to do so. The Board of Directors are responsible for overseeing the Group's financial reporting process.

Auditor's Responsibilities for the Audit of the Consolidated Financial Statements

Our objectives are to obtain reasonable assurance about whether the consolidated financial statements as a whole are free from material misstatement, whether due to fraud or error, and to issue an auditor's report that includes our opinion. Reasonable assurance is a high level of assurance, but is not a guarantee that an audit conducted in accordance with ISAs as applicable in Pakistan will always detect a material misstatement when it exists. Misstatements can arise from fraud or error and are considered material if, individually or in the aggregate, they could reasonably be expected to influence the economic decisions of users taken on the basis of these consolidated financial statements.

As part of an audit in accordance with ISAs as applicable in Pakistan, we exercise professional judgment and maintain professional skepticism throughout the audit. We also:

- Identify and assess the risks of material misstatement of the consolidated financial statements, whether due to fraud or error, design and perform audit procedures responsive to those risks, and obtain audit evidence that is sufficient and appropriate to provide a basis for our opinion. The risk of not detecting a material misstatement resulting from fraud is higher than for one resulting from error, as fraud may involve collusion, forgery, intentional omissions, misrepresentations, or the override of internal control.

- Obtain an understanding of internal control relevant to the audit in order to design audit procedures that are appropriate in the circumstances, but not for the purpose of expressing an opinion on the effectiveness of the Group's internal control.

- Evaluate the appropriateness of accounting policies used and the reasonableness of accounting estimates and related disclosures made by management.

- Conclude on the appropriateness of management's use of the going concern basis of accounting and, based on the audit evidence obtained, whether a material uncertainty exists related to events or conditions that may cast significant doubt on the Group's ability to continue as a going concern. If we conclude that a material uncertainty exists, we are required to draw attention in our auditor's report to the related disclosures in the consolidated financial statements or, if such disclosures are inadequate, to modify our opinion. Our conclusions are based on the audit evidence obtained up to the date of our auditor's report. However, future events or conditions may cause the Group to cease to continue as a going concern.

- Evaluate the overall presentation, structure and content of the consolidated financial statements, including the disclosures, and whether the consolidated financial statements represent the underlying transactions and events in a manner that achieves fair presentation.

- Obtain sufficient appropriate audit evidence regarding the financial information of the entities or business activities within the Group to express an opinion on the consolidated financial statements. We are responsible for the direction, supervision and performance of the group audit. We remain solely responsible for our audit opinion.

We communicate with the Board of Directors regarding, among other matters, the planned scope and timing of the audit and significant audit findings, including any significant deficiencies in internal control that we identify during our audit.

We also provide the Board of Directors with a statement that we have complied with relevant ethical requirements regarding independence, and to communicate with them all relationships and other matters that may reasonably be thought to bear on our independence, and where applicable, related safeguards.

From the matters communicated with the Board of Directors, we determine those matters that were of most significance in the audit of the consolidated financial statements of the current year and are therefore the key audit matters. We describe these matters in our auditor's report unless law or regulation precludes public disclosure about the matter or when, in extremely rare circumstances, we determine that a matter should not be communicated in our report because the adverse consequences of doing so would reasonably be expected to outweigh the public interest benefits of such communication.

The engagement partner on the audit resulting in this independent auditors' report is **Shaikh Ahmed Salman**.

Chartered Accountants
Place: Karachi
Date: October 07 2026
UDIN Number: AR202610076XCHbVFiWp

CONSOLIDATED STATEMENT OF FINANCIAL POSITION
AS AT JUNE 30, 2026

	Note	2026	2025
ASSETS		---------- Rupees	----------
NON-CURRENT ASSETS			
Property and equipment	4	**1,577,939,166**	1,567,450,395
Intangible assets	5	**321,927,271**	229,890,899
Long term investment	6	**44,743**	-
Long term deposits, advances and prepayments	7	**259,703,831**	271,709,201
Deferred tax asset - net	8	**689,351,160**	253,915,959
		2,848,966,171	2,322,966,454
CURRENT ASSETS			
Inventories		**-**	9,579,352
Television program costs	9	**1,617,048,415**	1,400,015,137
Trade debts	10	**3,344,922,336**	4,156,163,219
Advances	11	**393,091,678**	1,142,638,894
Trade deposits and short term prepayments	12	**76,287,445**	162,356,156
Other receivables	13	**422,876,578**	250,112,867
Taxation - net		**512,613,829**	372,888,127
Short term investments	14	**1,628,901,451**	1,511,793,840
Cash and bank balances	15	**2,744,280,848**	2,800,182,547
		10,740,022,580	11,805,730,139
TOTAL ASSETS		**13,588,988,751**	14,128,696,593
EQUITY AND LIABILITIES			
SHARE CAPITAL AND RESERVES			
Authorised capital			
1,500,000,000 (2025: 1,500,000,000) Ordinary shares of Rs.1/- (2025: Rs. 1/-) each		**1,500,000,000**	1,500,000,000
Issued, subscribed and paid-up capital	16	**1,134,000,000**	1,134,000,000
Unappropriated profit		**9,641,554,160**	9,941,390,418
Foreign currency translation reserve		**587,365,737**	575,690,310
Attributable to owners of the Holding Company		**11,362,919,897**	11,651,080,728
Non controlling interest		**(88,794,922)**	(88,749,922)
		11,274,124,975	11,562,330,806
NON-CURRENT LIABILITIES			
Lease liabilities	17	**125,677,863**	114,728,733
Long term payables	18	**81,824,592**	-
Staff retirement benefits	20	**126,832,336**	130,755,178
		334,334,791	245,483,911
CURRENT LIABILITIES			
Trade and other payables	21	**1,808,556,329**	2,160,694,784
Contract liabilities		**90,097,578**	99,872,603
Unclaimed dividend		**8,062,306**	6,807,368
Current portion of lease liabilities	17	**54,679,269**	47,548,342
Current portion of long term payables	18	**17,302,500**	-
Bank loan	19	**1,831,003**	5,958,779
		1,980,528,985	2,320,881,876
CONTINGENCIES AND COMMITMENTS	22		
TOTAL EQUITY AND LIABILITIES		**13,588,988,751**	14,128,696,593

The annexed notes from 1 to 42 form an integral part of these consolidated financial statements.

DURAID QURESHI	SULTANA SIDDIQUI	MUHAMMAD ABBAS HUSSAIN
Chief Executive	Chairperson & Director	Chief Financial Officer

CONSOLIDATED STATEMENT OF PROFIT OR LOSS FOR THE YEAR ENDED JUNE 30, 2026

	Note	2026	2025
		---------- Rupees	----------
Revenue - net	23	**8,723,045,569**	11,478,854,122
Cost of production	24	**(6,154,411,070)**	(7,686,072,487)
Transmission cost		**(361,455,613)**	(481,336,273)
		(6,515,866,683)	(8,167,408,760)
Gross profit		**2,207,178,886**	3,311,445,362
Distribution expenses	25	**(520,322,879)**	(741,519,899)
Administrative expenses	26	**(1,597,616,495)**	(1,618,962,964)
Other income	27	**828,140,028**	702,058,368
Other expenses	28	**(835,053,613)**	(271,284,618)
Operating profit		**82,325,927**	1,381,736,249
Finance cost	29	**(47,679,537)**	(36,121,348)
Share of loss of joint venture - net of tax	6.1	**(455,257)**	-
Profit before final taxes, minimum tax differential and income tax		**34,191,133**	1,345,614,901
Final taxes	30	**(25,941,396)**	(14,903,210)
Minimum tax differential	31	**(131,275,456)**	(154,606,312)
(Loss) / profit before income tax		**(123,025,719)**	1,176,105,379
Income tax	32	**390,144,461**	59,561,988
Profit for the year		**267,118,742**	1,235,667,367
Attributable to:			
Owners of the Holding Company		**267,163,742**	1,235,739,367
Non-controlling interest		**(45,000)**	(72,000)
		267,118,742	1,235,667,367
Earnings per share – basic and diluted	33	**0.24**	1.09

The annexed notes from 1 to 42 form an integral part of these consolidated financial statements.

DURAID QURESHI	SULTANA SIDDIQUI	MUHAMMAD ABBAS HUSSAIN
Chief Executive	Chairperson & Director	Chief Financial Officer

CONSOLIDATED STATEMENT OF COMPREHENSIVE INCOME FOR THE YEAR ENDED JUNE 30, 2026

	2026	2025
	---------- Rupees	----------
Profit for the year	**267,118,742**	1,235,667,367
Other comprehensive income		
Items that will not be reclassified to profit or loss in subsequent periods		
Exchange difference on translation of foreign operations	**11,675,427**	19,980,794
Total comprehensive income for the year	**278,794,169**	1,255,648,161
Attributable to:		
Owners of the Holding Company	**278,839,169**	1,255,720,161
Non controlling interest	**(45,000)**	(72,000)
	278,794,169	1,255,648,161

The annexed notes from 1 to 42 form an integral part of these consolidated financial statements.

DURAID QURESHI	SULTANA SIDDIQUI	MUHAMMAD ABBAS HUSSAIN
Chief Executive	Chairperson & Director	Chief Financial Officer

CONSOLIDATED STATEMENT OF CHANGES IN EQUITY FOR THE YEAR ENDED JUNE 30, 2026

		Revenue reserve	Other reserve			
	Issued, subscribed and paid-up capital	Unappropriated profit	Foreign currency translation reserve	Attributable to owners of the Holding Company	Non controlling interest	Total
	---Rupees---					
Balance as at July 01, 2024	1,134,000,000	8,705,651,051	555,709,516	10,395,360,567	(88,677,922)	10,306,682,645
Profit for the year	-	1,235,739,367	-	1,235,739,367	-	1,235,739,367
Other comprehensive income	-	-	19,980,794	19,980,794	-	19,980,794
	-	1,235,739,367	19,980,794	1,255,720,161	-	1,255,720,161
Loss attributable to non controlling interest for the year	-	-	-	-	(72,000)	(72,000)
Total comprehensive income for the year						
Balance as at June 30, 2025	**1,134,000,000**	**9,941,390,418**	**575,690,310**	**11,651,080,728**	**(88,749,922)**	**11,562,330,806**
Profit for the year	-	**267,163,742**	-	**267,163,742**	-	**267,163,742**
Other comprehensive income	-	-	**11,675,427**	**11,675,427**	-	**11,675,427**
Total comprehensive income for the year	-	**267,163,742**	**11,675,427**	**278,839,169**	-	**278,839,169**
Loss attributable to non controlling interest for the year	-	-	-	-	**(45,000)**	**(45,000)**
Interim cash dividend for the year ended June 30, 2026 @ Rs. 0.5/- per share	-	**(567,000,000)**	-	**(567,000,000)**	-	**(567,000,000)**
Balance as at June 30, 2026	**1,134,000,000**	**9,641,554,160**	**587,365,737**	**11,362,919,897**	**(88,794,922)**	**11,274,124,975**

The annexed notes from 1 to 42 form an integral part of these consolidated financial statements.

DURAID QURESHI
Chief Executive

SULTANA SIDDIQUI
Chairperson & Director

MUHAMMAD ABBAS HUSSAIN
Chief Financial Officer

CONSOLIDATED STATEMENT OF CASH FLOWS FOR THE YEAR ENDED JUNE 30, 2026

	Note	2026	2025
		---------- Rupees ----------	
CASH FLOWS FROM OPERATING ACTIVITIES			
Cash generated from operations	34	**545,985,210**	1,437,702,531
Income tax paid		**(187,746,941)**	(353,561,941)
Final taxes paid		**(25,941,396)**	-
Minimum tax differential paid		**(131,275,456)**	(154,606,312)
Long term deposits, advances and prepayments - net		**12,005,370**	11,834,444
Staff retirement benefits paid	20.2	**(14,501,701)**	-
Payments against long term payables	18	**(2,272,500)**	-
Net cash generated from operating activities		**196,252,586**	941,368,722
CASH FLOWS FROM INVESTING ACTIVITIES			
Capital expenditure incurred during the year		**(217,272,597)**	(431,085,553)
Short term investments made		**(733,126,827)**	(19,260,835)
Long term investment made		**(500,000)**	-
Proceeds from redemption of short term investments		**1,038,628,747**	-
Dividend received		**39,566,782**	20,000,000
Interest received on deposit accounts	27	**100,273,545**	154,571,115
Proceeds from disposal of operating fixed assets		**19,007,329**	8,896,680
Net cash generated from / (used in) investing activities		**246,576,979**	(266,878,593)
CASH FLOWS FROM FINANCING ACTIVITIES			
Dividend paid		**(565,745,062)**	-
Interest portion of lease liabilities paid	17	**(34,318,531)**	(29,709,627)
Principal portion of lease liabilities paid		**(18,326,324)**	(13,981,065)
Interest portion of long term financing paid		**-**	(2,672,328)
Bank loan repaid		**(4,127,776)**	(30,587,967)
Net cash used in financing activities		**(622,517,693)**	(76,950,987)
Net (decrease) / increase in cash and cash equivalents		**(179,688,128)**	597,539,142
Cash and cash equivalents at the beginning of the year		**2,916,927,547**	2,313,397,809
Impact of foreign currency translation		**7,041,429**	5,990,596
Cash and cash equivalents at the end of the year	34.1	**2,744,280,848**	2,916,927,547

The annexed notes from 1 to 42 form an integral part of these consolidated financial statements.

DURAID QURESHI	SULTANA SIDDIQUI	MUHAMMAD ABBAS HUSSAIN
Chief Executive	Chairperson & Director	Chief Financial Officer

NOTES TO THE CONSOLIDATED FINANCIAL STATEMENTS FOR THE YEAR ENDED JUNE 30, 2026

1 THE GROUP AND ITS OPERATIONS

1.1 The 'Group' consists of HUM Network Limited (the Holding Company) and the following subsidiary companies and joint venture:

Subsidiary companies	Country of incorporation	Percentage of holding
HUM TV, Inc.	United States of America	100%
HUM Network UK Limited	United Kingdom	100%
Skyline Publications (Private) Limited	Pakistan	100%
HUM Network FZ LLC	United Arab Emirates	100%
HUMM Co. (Private) Limited	Pakistan	100%
HUM Mart (Private) Limited	Pakistan	70%
Tower Sports (Private) Limited	Pakistan	100%
TS3 FZ LLC	United Arab Emirates	100%
Sphere Ventures (Private) Limited	Pakistan	100%
Joint venture		
Karwaan Music (Private) Limited	Pakistan	50%

1.2 The Holding Company was incorporated in Pakistan as a public limited company on February 25, 2004, under the repealed Companies Ordinance, 1984, (now Companies Act, 2017) [the Act]. The shares of the Holding Company are quoted on Pakistan Stock Exchange. The Holding Company's principal business is to launch transnational satellite channels and aims at presenting a wide variety of cultural heritage and news. Its core areas of operation are production, advertisement, entertainment and media marketing. It covers a wide variety of programs with respect to information, entertainment, current affairs, education, health, food, music and society.

HUM TV, Inc., HUM Network UK Limited and HUM Network FZ LLC have been established with the purpose of providing entertainment programmes to the South Asian community by increasing presence in the United States of America (USA), Canada, United Kingdom (UK) and United Arab Emirates (UAE) respectively. The subsidiary companies also serve as a platform for the Holding Company to explore avenues for greater distribution of the Holding Company brands in USA, Canada, UK and UAE and establish relations with advertisers, as well as develop US-based media materials, such as dramas, documentaries and other entertainment shows and events. Skyline Publications (Private) Limited (SPL) is engaged in the publications of books and magazines. HUMM Co. (Private) Limited has been established with the purpose of developing and producing contents, shows and parograms. HUM Mart (Private) Limited is engaged in the business of online shopping for grocery, household items and consumer goods. Tower Sports (Private) Limited is engaged in the business of providing specialised sports services which include but are not limited to production, sales, marketing and distribution of sports media content. Sphere Ventures (Private) Limited is engaged in production, acquisition, buying, selling, procuring, sponsoring, commissioning and marketing of television programmes, events, films and entertainment programmers and software for their exhibition, distribution and dissimination on television channels. TS3 FZ LLC is engaged in the business of providing sports consultancy, media and marketing consultancy and digital media services.

1.3 **Geographical location and address of business units**

Registered offices	
Holding Company	Plot no. 10/11, Hassan Ali Street, off. I.I. Chundrigar Road, Karachi, Pakistan
HUM TV, Inc.	6201 Bonhomme Road, 180N, Houston Texas, USA
HUM Network UK Limited	38-P Alum rock road, Birmingham, England. 2 Hemlet Mews, London, UK
Skyline Publications (Private) Limited	Plot No. 10/11, Hassan Ali Street, Off. I.I. Chundrigar Road, Karachi, Pakistan
HUM Network FZ LLC	G01, Boutique Studio 17, Dubai Studio City, United Arab Emirates, UAE
HUMM Co. (Private) Limited	Plot No. 10/11, Hassan Ali Street, Off. I.I. Chundrigar Road, Karachi, Pakistan
Hum Mart (Private) Limited	Plot No. SR-7, Survey 413, Sector 7A, Korangi Industrial Area, Karachi, Pakistan
Tower Sports (Private) Limited	Office No. 111, 1st floor, Sidco Avenue Centre, Saddar, Karachi, Pakistan
TS3 FZ LLC	Fujairah - Creative Tower, P.O. Box 4422, Fujairah, UAE
Sphere Ventures (Private) Limited	Mezzanine Floor, 3-C, Rahat Commercial Lane, Karachi, Pakistan
City offices and warehouses	
City office – Karachi	B.R.R Tower, Hassan Ali Street, off. I.I. Chundrigar Road, Karachi, Pakistan
Warehouse – Karachi	Plot no. 8 And 9, Group-C, off Mai Kolachi, KPT, Karachi, Pakistan
Warehouse – Karachi	3rd floor, Alfalah Court, Hassan Ali Street, off I.I Chundrigar Road, Karachi, Pakistan

NOTES TO THE CONSOLIDATED FINANCIAL STATEMENTS FOR THE YEAR ENDED JUNE 30, 2026

City office – Islamabad	2A, I&T Centre, Sector G-6/1, Islamabad, Pakistan
City office – Islamabad	Plot 2C, Shakeel Express Building no. 2, Khayaban-e-Suharwardy, Aabpara, Islamabad, Pakistan
Warehouse – Islamabad	Plot no. 342, Street no. 5, Sector I-9/3, Islamabad, Pakistan
City office – Lahore	House no. 58, R-24, Masson Road, Lahore, Pakistan
City office – Peshawar	Plot no. 7-A, 29 The Mall, Peshawar Cantonment, Pakistan
City office – Quetta	Plot no. 4-A, ground floor, Aiwan-e-Mashriq Hall Road, Model Town, Quetta, Pakistan

2 BASIS OF PREPARATION

2.1 Statement of compliance

These consolidated financial statements have been prepared in accordance with the accounting and reporting standards as applicable in Pakistan. Accounting and reporting standards applicable in Pakistan comprise of:

- IFRS Accounting Standards issued by the International Accounting Standards Board (IASB) as notified under the Act, and
- Provisions of, directives and notifications issued under the Act.

Where provisions of, directives and notifications issued under the Act differ from the IFRS Accounting Standards, the provisions of, directives and notifications issued under the Act have been followed.

2.2 Accounting convention

These consolidated financial statements have been prepared under the historical cost convention except otherwise specifically stated.

2.3 Functional and presentation currency

Items included in these consolidated financial statements are measured using the currency of the primary economic environment in which the Holding Company operates (the "functional currency"). These consolidated financial statements are presented in Pakistani Rupees, which is also the Holding Company's functional currency.

2.4 Basis of consolidation

Subsidiary company is an entity over which the Group has control. Control is achieved when the Group is exposed, or has rights, to variable returns from its involvement with the investee and has ability to affect those returns through its power over the investee. Generally, there is presumption that a majority of voting rights result in control.

The Group re-assess whether or not it controls an investee if facts and circumstances indicate that there are changes to one or more elements of control.

Subsidiary company is consolidated from the date on which the Group obtains control, and continue to be consolidated until the date when such control ceases. Income and expenses of a subsidiary company acquired or disposed off during the year are included in profit or loss from the date the Group gains control until the date the Group ceases to control the subsidiary company.

The financial statements of the subsidiary companies are prepared for the same reporting period as the Holding Company, using consistent accounting policies. The accounting policies of the subsidiary companies have been changed to conform with accounting policies of the Holding Company, where required.

Business combinations are accounted for using the acquisition method of accounting. Identifiable assets acquired, liabilities assumed and contingent liabilities assumed in a business combination are measured initially at their fair values at the acquisition date, irrespective of the extent of any non-controlling interest.

The cost of an acquisition is measured as the cash paid and the fair value of other assets given, equity instruments issued and liabilities incurred or assumed at the date of exchange, plus costs directly attributable to the acquisition. Identifiable assets acquired, liabilities assumed and contingent liabilities assumed in a business combination are measured initially at their fair values at the acquisition date, irrespective of the extent of any non-controlling interest. The excess of cost of acquisition is recorded as goodwill, however, if the cost of acquisition is less than fair value of the net assets of the subsidiary company acquired, the difference is recognised directly in the profit or loss.

Following initial recognition, goodwill is measured at cost less any accumulated impairment losses. Goodwill is reviewed for impairment annually or more frequently if events or changes in circumstances indicate that the carrying value may be impaired. Impairment is determined by assessing the recoverable amount of the cash-generating unit to which the goodwill relates. Where the recoverable amount of the cash-generating unit is less than the carrying amount, an impairment loss is recognised.

NOTES TO THE CONSOLIDATED FINANCIAL STATEMENTS FOR THE YEAR ENDED JUNE 30, 2026

2.5 New standards and amendments to approved accounting standards

2.5.1 Adoption of amendments to approved accounting standards effective during the year

The accounting policies adopted in the preparation of these consolidated financial statements are consistent with those of the previous financial year, except as described below:

IAS 21 Lack of exchangeability – Amendments to IAS 21

Lack of Exchangeability – Amendments to IAS 21 The Effects of Changes in Foreign Exchange Rates, for annual reporting periods beginning on or after January 01, 2025 specifies how an entity should assess whether a currency is exchangeable and how it should determine a spot exchange rate when exchangeability is lacking. The amendments also require disclosure of information that enables users of its financial statements to understand how the currency not being exchangeable into the other currency affects, or is expected to affect, the Group's financial performance, financial position and cash flows.

The amendments did not have a material impact on the Group's consolidated financial statements.

2.5.2 Standards, annual improvements and amendments to approved accounting standards that are not yet effective

The following standards, annual improvements and amendments to approved accounting standards as applicable in Pakistan would be effective from the dates mentioned below against the respective standards, improvements or amendments:

	Standards / Improvements / Amendments	Effective date (annual periods beginning on or after)
IFRS 17	Insurance contracts	January 01, 2026
IFRS 7 / IFRS 9	Classification and measurement of financial instruments - Amendments to IFRS 9 and IFRS 7	January 01, 2026
	Annual Improvements to IFRS Accounting Standards - Volume 11	January 01, 2026
IFRS 7 / IFRS 9	Contracts referencing nature-dependent electricity - Amendments to IFRS 9 and IFRS 7	January 01, 2026
IFRS 18	IFRS 18 - Presentation and Disclosure in Financial Statements	January 01, 2027
IFRS 19	IFRS 19 - Subsidiaries without Public Accountability: Disclosures	January 01, 2027
IAS 21	Translation to a Hyperinflationary Presentation Currency – Amendments to IAS 21	January 01, 2027
IAS 28	Amendments to the Fair Value Option for Investments in Associates and Joint Ventures in IAS 28	January 01, 2027
IFRS 20	Regulatory Assets and Regulatory Liabilities	January 01, 2029
IFRS 10 / IAS 28	Sale or Contribution of Assets between an Investor and its Associate or Joint Venture - Amendment to IFRS 10 and IAS 28	Not yet finalised

Further, following new standards have been issued by IASB which are yet to be notified by the Securities and Exchange Commission of Pakistan (SECP) for the purpose of applicability in Pakistan:

	Standard	IASB effective date
IFRS 1	First-time adoption of International Financial Reporting Standards	July 01, 2009

The Group expects that above standards, annual improvements and amendments to the approved accounting standards (other than IFRS 18) will not have any material impact on the Group's consolidated financial statements in the period of initial application. The Group is currently working to identify all impacts that IFRS 18 will have on the primary consolidated financial statements and notes to the consolidated financial statements.

NOTES TO THE CONSOLIDATED FINANCIAL STATEMENTS FOR THE YEAR ENDED JUNE 30, 2026

2.6 Significant accounting estimates and judgements

The preparation of the consolidated financial statements in conformity with approved accounting standards, as applicable in Pakistan, requires the management to make judgment, estimates and assumptions that affect the application of policies and the reported amounts of revenues, expenses, assets and liabilities and accompanying disclosures. Uncertainty about these judgements, estimates and assumptions could result in outcomes that require a material adjustment to the carrying amount of assets or liabilities affected in future periods.

The judgements, estimates and assumptions are based on historical experience and various other factors that are believed to be reasonable under the circumstances, the results of which form the basis of making judgements, estimates and assumptions about the carrying values of assets and liabilities that are not readily apparent from other sources.

Judgements, estimates and assumptions are reviewed on an ongoing basis. Revisions to accounting estimates are recognised in the period in which the estimate is revised if the revision affects only that period, or in the period of the revision and future periods if the revision affects both current and future periods.

2.6.1 Estimates and assumptions

The key assumptions concerning the future and other key sources of estimation uncertainty at the reporting date, that have a significant risk of causing a material adjustment to the carrying amounts of assets and liabilities within the next financial year, are described below.

i) Useful lives and residual values of items of property and equipment and intangible assets

The Group reviews appropriateness of the rate of depreciation / amortisation, useful life and residual value used in the calculation of depreciation / amortisation. In making these estimates, the Group uses the technical resources available. Any change in the estimates in the future might affect the carrying amount of respective item of property and equipment and intangible assets, with corresponding effects on the depreciation / amortisation charge.

ii) Impairment of non financial assets

An estimate of the recoverable amount of assets is made for possible impairment as and when required. The estimation of fair value less costs of disposal is based on observable market prices less incremental costs of disposing of the asset. The estimate of value-in-use is based on a discounted cashflow model. The recoverable amount is sensitive to cashflow assumptions.

iii) Television program costs

Television program costs are carried at lower of remaining cost and net realisable value determined based on revenue which is expected to be earned. Revenue expected to be earned is estimated based on various factors including advertising rates, airing schedule and number of planned reruns. Accordingly, these estimates are reviewed periodically and cost charged to the consolidated statement of profit or loss and remaining cost of asset are adjusted, if necessary.

iv) Taxation

The Group takes into account current income tax laws and decisions taken by the appellate authorities in determination of its tax expenses and assets and liabilities arising therefrom. The charge of income tax expense is based on estimates, and therefore, the expense recognised in the consolidated financial statements may differ from expense subsequently filed to the tax authorities due to adjustments to the estimates.

The management considers tax consequences that would follow from the manner in which the entity expects, at the reporting date, to recover or settle the carrying amount of its assets and liabilities. Deferred tax is calculated at the tax rates that are expected to apply to the period when the differences reverse, based on tax rates that have been enacted or substantively enacted by the reporting date. Deferred tax asset is recognised based on taxable profits that the Group expects to earn in future years.

NOTES TO THE CONSOLIDATED FINANCIAL STATEMENTS FOR THE YEAR ENDED JUNE 30, 2026

v) Allowance for expected credit loss

The Group recognises an allowance for expected credit loss (ECL) for all debt instruments not held at fair value through profit or loss. The assessment of the correlation between historical observed default rates, forecast economic conditions and ECL is a significant estimate. The amount of ECL is sensitive to changes in circumstances and of forecast economic conditions. The Group's historical credit loss experience and forecast of economic conditions may also not be representative of customer's actual default in the future.

vi) Leases - Estimating the incremental borrowing rate

The Group cannot readily determine the interest rate implicit in the lease, therefore, it uses its incremental borrowing rate ('IBR') to measure lease liabilities. The IBR is the rate of interest that the Group would have to pay to borrow over a similar term, and with a similar security, the funds necessary to obtain an asset of a similar value to the right of use asset in a similar economic environment.

2.6.2 Judgements

In the process of applying the Group's accounting policies, management has made the following judgements, which have the most significant effect on the amounts recognised in the consolidated financial statements.

i) Contingencies

The assessment of the contingencies inherently involves the exercise of significant judgement as the outcome of the future events cannot be predicted with certainty. Contingent liabilities may develop in a way not initially expected. Therefore, they are assessed continually to determine whether an outflow of resources embodying economic benefits has become probable.

ii) Leases - Determination of the lease term

The Group has lease contracts that include extension and termination option. The Group applies judgement in evaluating whether it is reasonably certain to exercise the option to renew or terminate the lease. After the commencement date, the Group reassesses the lease term if there is a significant event or change in circumstances that is within its control that affects its ability to exercise or not to exercise the option to renew or to terminate.

3 MATERIAL ACCOUNTING POLICY INFORMATION

The material accounting policies applied in the preparation of these consolidated financial statements are set out below. These polices have been applied consistently for all periods presented, unless otherwise stated.

3.1 Property and equipment

Operating fixed assets

These are stated at cost less accumulated depreciation and impairment loss, if any. When parts of an item of property and equipment have different useful lives, they are accounted for as separate items (major components) of property and equipment.

Operating fixed assets are depreciated after taking into account the residual value, if any, on a straight line basis at the rates specified in note 4.1 to these consolidated financial statements. The residual values and useful lives are reviewed and adjusted, if appropriate, at each reporting date.

Maintenance and normal repairs are charged to consolidated statement of profit or loss as and when incurred. Major renewals and improvements, if any, are capitalised when it is probable that respective future economic benefits will flow to the Group.

An item of property and equipment is derecognised upon disposal or when no future economic benefits are expected from its use or disposal. Any gain or loss arising on derecognition of the asset is included in the consolidated statement of profit or loss in the year the asset is derecognised.

NOTES TO THE CONSOLIDATED FINANCIAL STATEMENTS FOR THE YEAR ENDED JUNE 30, 2026

Right of use assets

The Group recognises a right of use asset at the commencement date of the lease. Right of use assets are measured at cost less any accumulated depreciation and impairment losses and adjusted for any remeasurement of lease liabilities. The cost of right of use assets includes the amount of lease liabilities recognised, initial direct costs incurred, and lease payments made at or before the commencement date less any lease incentives received.

Right of use assets are depreciated on a straight line basis over the shorter of lease term or useful life, except for the leases in which ownership of the underlying assets transfer to the lessee by the end of the lease term or cost of right of use assets reflects that the lessee will exercise a purchase option, the Group depreciate those right of use asset over the useful life of the underlying asset.

Capital work in progress

These are stated at cost less accumulated impairment and consist of expenditures incurred and advances made in respect of specific assets during the construction period. These are transferred to specific assets as and when assets are available for use.

3.2 Intangible assets

These are carried at cost less accumulated amortisation and accumulated impairment loss, if any.

Intangible assets with finite useful lives are amortized over useful lives and assessed for impairment whenever there is indication that the asset may be impaired. Intangible assets with indefinite lives are not amortized, but are tested for impairment annually, either individually or at the cash generated unit (CGU) level, as appropriate. The assessment of indefinite life is reviewed annually to determine whether indefinite life continues to be supportable. If not, a change in useful life from indefinite to finite is made on a prospective basis.

Amortization is charged to consolidated statement of profit or loss on a straight line basis over its economic useful life at the rates given in note 5 to these consolidated financial statements. Amortization on additions is charged from the month in which an intangible asset is available for use while no amortization is charged for the month in which an intangible asset is disposed off.

3.3 Television program costs

Television program costs represent all program and film rights which are held for consumption in the ordinary course of business. The Group initially records purchased and produced television programs at cost which comprises of invoice value, sales tax, and other direct purchase and production costs. The cost is charged to the consolidated statement of profit or loss as and when the programs are aired.

The asset is subsequently carried at lower of remaining cost and net realisable value determined based on revenue which is expected to be earned.

3.4 Financial instruments

A financial instrument is any contract that gives rise to a financial asset of one entity and a financial liability or equity instrument of another entity.

Financial assets at amortised cost

Financial assets at amortised cost are subsequently measured using the effective interest rate (EIR) method and are subject to impairment. Gains and losses are recognised in the consolidated statement of profit or loss when the asset is derecognised or impaired.

Financial assets at fair value through profit or loss (FVTPL)

Financial assets at FVTPL include financial assets held for trading or those designated at FVTPL on initial recognition. Financial assets with cashflows that are not solely payments of principal and interest are classified and measured at FVTPL, irrespective of the business model.

Financial assets at FVTPL are carried in the consolidated statement of financial position at fair value with net changes recognised in the consolidated statement of profit or loss. Fair value of mutual funds and listed shares are determined on the basis of net asset value (NAV) and quoted prices respectively.

NOTES TO THE CONSOLIDATED FINANCIAL STATEMENTS FOR THE YEAR ENDED JUNE 30, 2026

Impairment of financial assets

For trade debts, the Group applies a simplified approach in calculating expected credit loss. Therefore, the Group does not track changes in credit risk, but instead recognises a loss allowance based on lifetime expected credit losses at each reporting date. The Group has established a provision matrix that is based on its historical credit loss experience, adjusted for forward-looking factors and the economic environment.

For other financial assets, the Group recognises allowance for ECL to the extent it is unlikely to receive the contractual amounts in full, based on various factors including Group's past experience and economic environment.

The Group considers a financial asset in default when contractual payments are 90 days past due. However, in certain cases, the Group may also consider a financial asset to be in default when internal or external information indicates that the Group is unlikely to receive the outstanding contractual amounts in full before taking into account any credit enhancements held by the Group. A financial asset is written off when there is no reasonable expectation of recovering the contractual cash flows.

Financial liabilities

Financial liabilities are initially recognised at fair value and subsequently measured at amortised cost using the EIR method. Gains and losses are recognised in the consolidated statement of profit or loss when the liabilities are derecognised.

3.5 Cash and cash equivalents

For the purpose of the statement of cash flows, cash and cash equivalents comprise of cash in hand and balances held with banks and term deposit receipts having a maturity of less than three months that are subject to an insignificant risk of changes in value.

3.6 Taxation

Final taxes

Taxes imposed on incomes subject to Final Tax Regime (FTR) in accordance with Income Tax Ordinance, 2001, are classified as final taxes representing levy in terms of requirements of IFRIC 21/IAS 37. The charge for final taxes also includes adjustments to charge for prior year.

Minimum tax differential

The Group designates the amount calculated on taxable income subject to Minimum Tax Regime using the notified tax rate and recognises it as current income tax expense. Any excess over the amount designated as income tax, is then classified as minimum tax differential representing levy in terms of requirements of IFRIC 21/IAS 37.

Income tax

- Current

Provision for current taxation is based on taxable income at the applicable tax rates after taking into account tax credits available, if any, on the basis of the tax laws enacted or substantively enacted at the reporting date. The charge for income tax also includes adjustments to prior year charge.

- Deferred

Deferred tax is recorded using the balance sheet method on temporary differences between the tax bases of assets and liabilities and their carrying amounts for financial reporting purposes at the reporting date. Deferred tax liabilities are recognised for all taxable temporary differences and deferred tax assets are recognised for all deductible temporary differences to the extent that it is probable that future taxable profits will be available against which these can be utilised.

3.7 Long term payables

The Group initially recognises long term payables at the present value of annual instalments payable over years. In calculating the present value of annual instalments the Group uses its Incremental Borrowing Rate. After the commencement date, the amount of long term payables is increased to reflect the accretion of interest and reduced for instalments paid.

NOTES TO THE CONSOLIDATED FINANCIAL STATEMENTS FOR THE YEAR ENDED JUNE 30, 2026

3.8 Lease liabilities

At the commencement date of the lease, the Group recognises lease liabilities measured at the present value of lease payments to be made over the lease term. In calculating the present value of lease payments at the lease commencement date the Group uses its Incremental Borrowing Rate. After the commencement date, the amount of lease liabilities is increased to reflect the accretion of interest and reduced for the lease payments made.

The Group determines the lease term as the non-cancellable term of the lease, together with any periods covered by an option to extend the lease if it is reasonably certain to be exercised, or any periods covered by an option to terminate the lease, if it is reasonably certain not to be exercised.

3.9 Revenue recognition

Revenue is recognised at amounts that reflect the consideration that the Group expects to be entitled to in exchange for providing services to a customer. Revenue is measured at the fair value of the consideration received or receivable and is recognised when performance obligation is satisfied at a point in time when the service has been provided.

In case of advertisement revenue, the point of recognition is when the related advertisement is aired. In case of production revenue, the point of recognition is when the related production work appears before the public. In case of digital revenue, the point of recognition is when the agreed marketing has been provided on the digital properties of the Group. Subscription revenue arises from the monthly billing to subscribers for services provided by the Group and from digital avenues based on number of views. Subscription revenue is recognised in the month the service is rendered. Film distribution revenue is recognised at contractual rate applied to the customers' underlying sales of tickets.

The Group considers whether there are other promises in the contract that are separate performance obligations to which a portion of the transaction price needs to be allocated. In determining the transaction price for the provision of services, the Group considers the effects of variable consideration, the existence of significant financing components, non-cash consideration, and consideration payable to the customer (if any).

Credit limits in contract with customers is up to 120 days.

3.10 Staff retirement benefit - provident fund

The Group operates approved defined contributory provident funds for all employees. Equal monthly contributions are made both by the Group and the employee at the rate of 8.33% of basic salary. The amount contributed is charged in the consolidated statement of profit or loss.

3.11 Other income

- Interest on bank deposits and short term investements is accounted for on effective interest method.

- Dividend income is recognised when it is declared and right to receive is established.

3.12 Foreign currency transactions and translations

Foreign currency transactions are translated into Pakistani Rupees using the exchange rates ruling at the dates of the transactions. Monetary assets and liabilities in foreign currencies are translated into Pakistani Rupees using the exchange rate at the reporting date. Non-monetary assets and liabilities are recorded using exchange rate that existed when the values were determined. Foreign exchange gains and losses resulting from the settlement of such transactions and from the translations at the year-end exchange rates of monetary assets and liabilities denominated in foreign currencies are taken to consolidated statement of profit or loss.

3.13 Dividend and appropriation to reserves

Dividend and appropriation to reserves are recognised in these consolidated financial statements in the period in which these are approved.

NOTES TO THE CONSOLIDATED FINANCIAL STATEMENTS FOR THE YEAR ENDED JUNE 30, 2026

3.14 Contingencies

Contingencies are disclosed when the Group has a possible obligation that arises from past events and whose existence will be confirmed only by the occurrence or non-occurrence of one or more uncertain future events not wholly within the control of the entity or a present obligation that arises from past events but is not recognised because it is not probable that an outflow of resources embodying economic benefits will be required to settle the obligation or the amount of the obligation cannot be measured with sufficient reliability.

3.15 Segment reporting

Segment reporting is based on the operating (business) segments of the Group. An operating segment is an identifiable component of the Group that engages in business activities from which it may earn revenues and incur expenses, including revenues and expenses that relate to transactions with any of the Group's other components and for which discrete financial information is available. An operating segment's operating results are reviewed regularly by the senior management to make decisions about resources to be allocated to the segment and assess its performance. The Group reports segment information separately that meets the quantitative thresholds as defined under IFRS 8, i.e. 10 percent or more of the combined revenue, profit or loss or assets.

Segment results that are reported to the senior management includes items directly attributable to a segment as well as those that can be allocated on a reasonable basis. Unallocated items comprise mainly of corporate assets, income tax assets / liabilities and related income and expenditure. Segment capital expenditure is the total cost incurred during the year to acquire property and equipment and intangible assets.

4 PROPERTY AND EQUIPMENT	Note	2026	2025
		---------- Rupees ----------	
Operating fixed assets		**1,354,097,211**	1,278,855,332
Provision for impairment against operating fixed assets	4.3	**(7,023,986)**	(6,845,187)
	4.1	**1,347,073,225**	1,272,010,145
Right of use assets	4.6	**130,969,568**	124,186,648
Capital work in progress	4.8	**99,896,373**	171,253,602
		1,577,939,166	1,567,450,395

NOTES TO THE CONSOLIDATED FINANCIAL STATEMENTS FOR THE YEAR ENDED JUNE 30, 2026

4.1 Operating fixed assets

	Cost				Accumulated depreciation and impairment					Foreign currency translation impact	Book value	Depreciation rate
	As at July 01, 2025	Additions including transfers from capital work in progress	Disposals	As at June 30, 2026	As at July 01, 2025	Charge for the year	Impairment charge / (reversal)	Disposals	As at June 30, 2026		As at June 30, 2026	% per annum
	Rupees											
Leasehold land	794,147,376	-	-	794,147,376	126,839,770	16,243,042	-	-	143,082,812	-	651,064,564	2.04 - 2.13
Building on leasehold land	109,890,511	2,935,325	-	112,825,836	89,605,278	7,631,424	-	-	97,236,702	-	15,589,134	10
Leasehold improvements	192,375,484	83,035,917	-	275,411,401	192,375,484	12,596,614	-	-	204,972,098	-	70,439,303	33
Furniture and fittings	81,738,464	32,951,382	(92,200)	104,597,646	48,915,351	9,242,454	-	(92,200)	58,065,605	(348,077)	46,183,964	10
Vehicles	480,783,490	35,539,319	(36,183,216)	488,139,491	151,796,161	70,533,131	-	(18,126,664)	204,202,628	-	283,936,863	20-33
Audio visual equipment	636,882,088	35,179,161	(271,691)	671,789,538	516,460,534	16,528,932	-	(230,937)	534,758,529	-	137,031,009	25
Uplinking equipment	70,047,726	4,359,357	-	74,407,083	58,279,620	1,905,291	-	-	60,184,911	-	14,222,172	10
Office equipment	141,400,449	66,025,606	(3,788,102)	203,637,353	123,065,441	9,071,250	-	(3,788,102)	128,348,589	1,480	75,290,244	15
Computers	374,132,299	26,958,811	(8,802,177)	394,288,933	299,814,962	40,493,124	178,799	(8,802,177)	340,684,708	(288,253)	53,315,972	33
2026	2,881,397,887	278,984,178	(41,137,388)	3,119,244,657	1,609,152,601	193,245,262	178,799	(31,040,080)	1,771,536,582	(634,850)	1,347,673,225	

	Cost				Accumulated depreciation and impairment					Foreign currency translation impact	Book value	Depreciation rate
	As at July 01, 2024	Additions / transfers from right of use assets*	Disposals	As at June 30, 2025	As at July 01, 2024	Charge for the year / transfers from right of use assets*	Impairment charge / (reversal)	Disposals	As at June 30, 2025		As at June 30, 2025	% per annum
	Rupees											
Leasehold land	794,147,376	-	-	794,147,376	110,601,040	16,238,730	-	-	126,839,770	-	667,307,606	2.04 - 2.13
Building on leasehold land	109,890,511	-	-	109,890,511	81,998,315	7,606,963	-	-	89,605,278	-	20,285,233	10
Leasehold improvements	192,375,484	-	-	192,375,484	192,375,484	-	-	-	192,375,484	-	-	33
Furniture and fittings	68,417,541	12,320,923	-	81,738,464	41,784,675	7,070,015	60,661	-	48,915,351	1,935,793	34,758,906	10
Vehicles	278,258,916	235,543,675	(36,260,500)	480,783,490	115,941,301	59,068,376	-	(25,054,811)	151,796,161	-	328,987,329	20-33
		5,273,399 *				2,441,295 *						
Audio visual equipment	626,605,047	10,233,221	(156,200)	636,682,068	501,669,266	16,011,363	912,675	(132,770)	518,460,534	-	118,421,534	25
Uplinking equipment	70,047,726	-	-	70,047,726	55,845,059	2,434,561	-	-	58,279,620	-	11,768,106	10
Office equipment	138,326,065	3,072,384	-	141,400,449	116,403,251	7,706,414	(44,224)	-	123,065,441	-	18,335,008	15
Computers	340,451,038	35,399,819	(1,718,550)	374,132,299	243,328,967	50,319,380	2,786,038	(1,619,423)	299,814,962	(2,170,914)	72,146,423	33
2025	2,619,722,696	296,570,022	(40,168,250)	2,881,397,867	1,458,947,358	171,455,802	3,715,150	(27,407,004)	1,609,152,601	(235,121)	1,272,010,145	
		5,273,399 *				2,441,295 *						

* Represents transfers from right of use assets to owned assets.

	Note	2026	2025
		Rupees	
4.2 Depreciation charge for the year on operating fixed assets has been allocated as follows:			
Cost of production	24	**73,199,339**	60,229,306
Distribution expenses	25	**12,597,257**	11,844,402
Administrative expenses	26	**107,448,666**	99,382,094
		193,245,262	171,455,802
4.3 Provision for impairment against operating fixed assets			
Balance at beginning of the year		**6,845,187**	3,130,037
Provision made during the year		**178,799**	3,715,150
Balance at end of the year		**7,023,986**	6,845,187

4.4 Particulars of immovable assets (leasehold land) in the name of the Holding Company are as follows:

Location	Addresses	Total Area
Karachi	Plot no. 10/11 Hassan Ali Street, off I.I. Chundrigar Road.	**2,070 sq. ft.**
Islamabad	Plot no.2A, I&T Centre Sector G-6/1.	**30,610 sq. ft.**
Islamabad	CLE-093 - 0.5 Kanal Land	**494 sqm.**

NOTES TO THE CONSOLIDATED FINANCIAL STATEMENTS FOR THE YEAR ENDED JUNE 30, 2026

4.5 The details of operating fixed assets disposed off, having net book value of greater than Rs. 500,000 during the year are as follows:

Description	Cost	Accumulated depreciation	Net book value (NBV)	Sale consideration	Gain	Modes of Disposal	Particulars of purchaser and relationship with the Group (if any)
	---Rupees---						
Vehicles	11,563,900	8,094,730	3,469,170	10,000,000	6,530,830	Negotiation	Sapphire Consulting Services (Private) Limited - Third party
	6,293,194	4,313,460	1,979,734	1,979,734	-	As per the Group's policy	Maimona Siddiqui - Employee
	3,912,000	2,738,400	1,173,600	1,173,750	150	As per the Group's policy	Naufil Aftab - Employee
	3,369,124	2,358,387	1,010,737	1,010,737	-	As per the Group's policy	Nasir Jamal - Employee
	3,045,000	621,687	2,423,313	2,550,000	126,687	As per the Group's policy	Sabih Uddin Shoaiby - Employee
Items having NBV of less than Rs. 500,000	12,954,170	12,913,416	40,754	2,293,108	2,252,354		
2026	41,137,388	31,040,080	10,097,308	19,007,329	8,910,021		

Description	Cost	Accumulated depreciation	Net book value (NBV)	Sale consideration	Gain	Modes of Disposal	Particulars of purchaser and relationship with the Group (if any)
	---Rupees---						
Vehicles	30,000,000	19,616,662	10,383,338	21,539,093	11,155,755	As per the Group's policy	Arif Hussain - Key Management Personnel
	5,463,000	3,824,100	1,638,900	3,847,100	2,208,200	As per the Group's policy	Shahzad Javed - Employee
	2,002,500	1,401,750	600,750	2,350,000	1,749,250	Negotiation	Haider Autos - Third party
Items having NBV of less than Rs. 500,000	2,702,750	2,564,492	138,258	1,160,487	1,022,229		
2025	40,168,250	27,407,004	12,761,246	28,896,680	16,135,434		

4.6 Right of use assets	Note	Land and building	Vehicles	Total
		---Rupees---		
Balance at the beginning of the year				
Cost		186,296,047	-	186,296,047
Accumulated depreciation		(62,109,399)	-	(62,109,399)
Net book value		124,186,648	-	124,186,648
Year ended June 30, 2026				
Opening net book value		124,186,648	-	124,186,648
Addition during the year		24,013,348	14,458,692	38,472,040
Depreciation charge for the year	4.7	(30,517,235)	(1,214,189)	(31,731,424)
Foreign currency translation impact		33,006	9,298	42,304
Closing net book value		117,715,767	13,253,801	130,969,568
Balance at the end of the year				
Cost		210,309,395	14,458,692	224,768,087
Accumulated depreciation		(92,626,634)	(1,214,189)	(93,840,823)
Foreign currency translation impact		33,006	9,298	42,304
Net book value		117,715,767	13,253,801	130,969,568
Annual rate of depreciation %		10-33	33	

NOTES TO THE CONSOLIDATED FINANCIAL STATEMENTS FOR THE YEAR ENDED JUNE 30, 2026

	Note	Land and building	Vehicles	Total
		Rupees		
Balance at the beginning of the year				
Cost		176,420,199	5,273,399	181,693,598
Accumulated depreciation		(40,638,442)	(1,216,422)	(41,854,864)
Net book value		135,781,757	4,056,977	139,838,734
Year ended June 30, 2025				
Opening net book value		135,781,757	4,056,977	139,838,734
Additions		9,875,848	-	9,875,848
Depreciation charge for the year	4.7	(21,470,957)	(1,224,873)	(22,695,830)
Transfer to operating fixed assets		-	(2,832,104)	(2,832,104)
Closing net book value		124,186,648	-	124,186,648
Balance at the end of the year				
Cost		186,296,047	-	186,296,047
Accumulated depreciation		(62,109,399)	-	(62,109,399)
Net book value		124,186,648	-	124,186,648
Annual rate of depreciation %		10-33	33	

	Note	2026	2025
		Rupees	
4.7 Depreciation charge for the year on right of use assets has been allocated as follows:			
Cost of production	24	**14,966,399**	12,826,647
Administrative expenses	26	**16,765,025**	9,869,183
		31,731,424	22,695,830
4.8 Capital work in progress			
Balance at the beginning of the year		**171,253,602**	61,988,071
Additions during the year		**97,808,998**	109,265,531
Transfers to operating fixed assets during the year		**(169,166,227)**	-
Balance at the end of the year		**99,896,373**	171,253,602

5 INTANGIBLE ASSETS

	Cost			Accumulated amortisation				Foreign currency translation impact	Book value	Amortisation rate (% per annum)
	As at July 01, 2025	Additions (note 5.1)	As at June 30, 2026	As at July 01, 2025	Charge for the year (note 5.2)	Impairment	As at June 30, 2026		As at June 30, 2026	
	Rupees									
Goodwill	**210,628,523**	-	**210,628,523**	**16,940,327**	-	-	**16,940,327**	**(8,130,514)**	**185,557,682**	
Rights	**17,812,760**	-	**17,812,760**	-	-	-	-	-	**17,812,760**	
Computer software	**58,466,118**	-	**58,466,118**	**58,466,118**	-	-	**58,466,118**	-	-	**20 – 33**
Licenses	**35,750,000**	**109,667,612**	**145,417,612**	**11,341,667**	**15,519,116**	-	**26,860,783**	-	**118,556,829**	**6.67 – 25**
Trademark	**130,397,187**	-	**130,397,187**	**133,133,141**	-	-	**133,133,141**	**2,735,954**	-	**20**
Customer contract	**37,652,959**	-	**37,652,959**	**35,523,614**	-	-	**35,523,614**	**(2,129,345)**	-	
	490,707,547	**109,667,612**	**600,375,159**	**255,404,867**	**15,519,116**	-	**270,923,983**	**(7,523,905)**	**321,927,271**	

	Cost			Accumulated amortisation and impairment				Foreign currency translation impact	Book value	Amortisation rate (% per annum)
	As at July 01, 2024	Additions	As at June 30, 2025	As at July 01, 2024	Charge for the year (note 5.2)	Impairment	As at June 30, 2025		as at June 30, 2025	
	Rupees									
Goodwill	210,628,523	-	210,628,523	11,803,791	-	5,136,536	16,940,327	(6,018,390)	187,669,806	
Rights	17,812,760	-	17,812,760	-	-	-	-	-	17,812,760	
Computer software	58,466,118	-	58,466,118	57,860,526	605,592	-	58,466,118	-	-	20 – 33
Licenses	10,500,000	25,250,000	35,750,000	10,434,800	906,867	-	11,341,667	-	24,408,333	6.67
Trademark	130,397,187	-	130,397,187	58,079,309	6,001,917	69,051,915	133,133,141	2,735,954	-	20
Customer contract	37,652,959	-	37,652,959	25,176,021	10,347,593	-	35,523,614	(2,129,345)	-	
	465,457,547	25,250,000	490,707,547	163,354,447	17,861,969	74,188,451	255,404,867	(5,411,781)	229,890,899	

NOTES TO THE CONSOLIDATED FINANCIAL STATEMENTS FOR THE YEAR ENDED JUNE 30, 2026

5.1 Represents license obtained from Pakistan Electronic Media Regulatory Authority (PEMRA) for Satellite TV Broadcast of HUM TV, HUM Masala, and HUM news.

5.2 Amortisation charge for the year has been allocated as follows:	Note	2026	2025
		---------- Rupees	----------
Cost of production	24	**15,519,116**	11,860,052
Administrative expenses	26	**-**	6,001,917
		15,519,116	17,861,969

5.3 Impairment testing

The Group has performed its annual impairment test for Rights and Goodwill acquired through business combinations having indefinite useful lives as at June 30, 2026. Further, the Group has also performed impairment testing at Cash Generating Unit (CGU) level for specific subsidiaries where there were indicators of impairment and has accordingly booked provision for impairment where required.

The recoverable amount is determined based on a value-in-use calculation using cash flow projections from financial budgets approved by the senior management applying the expected value approach. The calculation of value in use is most sensitive to the following assumptions:

- Discount rate
The discount rate reflects current market assessment of the rate of return required for the business and is calculated using the Capital Asset Pricing Model. The discount rate reflects the target Weighted Average Cost of Capital of the Group.

- Key business assumptions
Based on industry data, the management assesses how the Group's position might change over the projected period.

6 LONG TERM INVESTMENT – joint venture

	Country of incorporation	Holding (%)	2026	2025
			---------- Rupees	----------
Karwaan Music (Private) Limited				
50,000 (2025: nil) ordinary shares of Rs 10/- (2025: nil) each	Pakistan	50%	**44,743**	8,603

6.1 The Holding Company has indirectly invested, through its wholly owned subsidiary, Skyline Publications (Private) Limited, in a joint venture with Giraffe (Private) Limited, namely Karwaan Music (Private) Limited. The investment is accounted for using the equity method in accordance with the applicable financial reporting requirements. The movement in the carrying amount of the investment during the year is as follows:

	Note	2026	2025
		---------- Rupees	----------
Balance at the beginning of the year		**-**	-
Investment made during the year		**500,000**	
Share of loss		**(455,257)**	-
Balance at the end of the year		**44,743**	-

6.2 The associate is principally engaged in the production, promotion, management and commercial exploitation of entertainment content and events, including music, live performances, audio-visual productions and related media activities within Pakistan and internationally.

6.3 Financial details / position of associate

Non-current assets	**-**	-
Current assets	**5,244,451**	-
Non-current liabilities	**-**	-
Current liabilities	**5,154,966**	-
Revenue	**8,444,397**	-
Gross profit	**146,828**	-
Loss after income tax	**910,515**	-
Total comprehensive loss	**910,515**	-

The financial year end for Karwaan Music (Private) Limited is June 30. Assets and liabilities disclosed above are based on unaudited financial statements for the year ended June 30, 2026, whereas revenue, profits and total comprehensive loss disclosed above are based on audited financial statements for the period from April 21, 2026 to June 30, 2026.

NOTES TO THE CONSOLIDATED FINANCIAL STATEMENTS FOR THE YEAR ENDED JUNE 30, 2026

6.4 Reconciliation of carrying amount

	2026	2025
	---------- Rupees ----------	
Net assets	(89,485)	-
Company's holding in %	50%	-
Company's share of investment in associate	(44,743)	-

6.5 The principal place of business of all the investees is Karachi.

7 LONG TERM DEPOSITS, ADVANCES AND PREPAYMENTS

Security deposits			
- Rent		15,565,282	15,565,282
- Trade		15,558,228	15,558,228
- Others		2,723,814	2,465,816
		33,847,324	33,589,326
Advances			
- Supplier	7.1	192,907,000	192,907,000
Prepayments			
- Software maintenance fee		27,628,874	47,169,280
Less: current portion	12	(9,751,367)	(19,540,405)
		17,877,507	27,628,875
- Membership fee		17,584,000	20,096,000
Less: current portion	12	(2,512,000)	(2,512,000)
		15,072,000	17,584,000
		259,703,831	271,709,201

7.1 Represents advance given to supplier for acquisition of a property.

8 DEFERRED TAX ASSET - NET

	Note	2026	2025
		---------- Rupees ----------	
Taxable temporary differences arising in respect of:			
Unrealised gain on revaluation of short term investments		(107,510,566)	(57,562,012)
Tax depreciation and amortisation		(44,941,798)	(52,632,641)
		(152,452,364)	(110,194,653)
Deductible temporary differences arising in respect of:			
Provisions		105,791,777	111,510,236
Allowance for expected credit loss on trade debts - net		98,960,467	111,907,880
Allowance for expected credit loss on other receivables		36,358,160	-
Lease liabilities - net		18,826,325	14,855,267
Unabsorbed tax losses	8.1	548,756,327	107,032,938
Alternative corporate tax credits	8.1	14,306,177	-
Others		18,804,291	18,804,291
		841,803,524	364,110,612
		689,351,160	253,915,959

8.1 Deferred tax asset has been recognised for unabsorbed tax losses and alternative corporate tax during the year to the extent that the realisation of the related tax benefit through future taxable profits, based on the projections, is probable. The tax losses excluding depreciation and amortisation and alternative corporate tax credits would expire as follows:

Category	Accounting year	------ Rupees ------
Business loss	2031	100,158,005
Business loss	2032	1,224,251,362
Alternative corporate tax credits	2036	14,306,177
		1,338,715,544

NOTES TO THE CONSOLIDATED FINANCIAL STATEMENTS FOR THE YEAR ENDED JUNE 30, 2026

		Note	2026	2025
			---------- Rupees	----------
9	**TELEVISION PROGRAM COSTS**			
	Unreleased / released		**1,549,312,363**	1,352,096,852
	In production		**67,736,052**	47,918,285
			1,617,048,415	1,400,015,137
10	**TRADE DEBTS – unsecured**			
	Considered good		**3,344,922,336**	4,156,163,219
	Considered doubtful		**764,770,792**	252,336,088
		10.1	**4,109,693,128**	4,408,499,307
	Less: Allowance for expected credit loss	10.3	**(764,770,792)**	(252,336,088)
		10.2	**3,344,922,336**	4,156,163,219

10.1 Includes amount receivable from customers in the following foreign jurisdictions:

United Arab Emirates	**573,149,299**	464,919,372
United Kingdom	**236,180,692**	240,181,301
United States of America	**211,019,111**	90,112,724
Canada	**-**	39,866,181
	1,020,349,102	835,079,578

10.2 The aging of trade debts at the reporting date was:

	2026			
	Not past due	**Past due 1-90 days**	**Past due more than 90 days**	**Total**
	----------Rupees ----------			
Gross receivable	**948,745,962**	**1,405,021,616**	**1,755,925,550**	**4,109,693,128**
Expected credit loss	**(9,105,667)**	**(100,446,853)**	**(655,218,272)**	**(764,770,792)**
	939,640,295	**1,304,574,763**	**1,100,707,278**	**3,344,922,336**
Loss rate	**1%**	**7%**	**37%**	**19%**

	2025			
	Not past due	**Past due 1-90 days**	**Past due more than 90 days**	**Total**
	---------- Rupees ----------			
Gross receivable	2,804,463,294	743,270,214	860,765,799	4,408,499,307
Expected credit loss	(25,310,353)	(52,607,260)	(174,418,475)	(252,336,088)
	2,779,152,941	690,662,954	686,347,324	4,156,163,219
Loss rate	1%	7%	20%	6%

10.3 Allowance for expected credit loss

Balance at the beginning of the year		**252,336,088**	82,441,121
Allowance during the year	28	**517,072,727**	183,619,292
Impact of foreign currency translation		**(4,638,023)**	(13,724,325)
Balance at the end of the year		**764,770,792**	252,336,088

		Note	2026	2025
			---------- Rupees	----------
11	**ADVANCES**			
	- Producers	11.1	**207,362,952**	768,745,017
	- Suppliers	11.3	**131,394,700**	329,888,417
	- Employees	11.4	**54,334,026**	44,005,460
			393,091,678	1,142,638,894

NOTES TO THE CONSOLIDATED FINANCIAL STATEMENTS FOR THE YEAR ENDED JUNE 30, 2026

		2026	2025
11.1	Includes advances given to following related parties:	---------- Rupees	----------
	- M.D Productions (Private) Limited	**74,164,868**	547,074,368
	- M.D Films FZ LLC	**19,811,487**	19,867,692
		93,976,355	566,942,060

11.2 The maximum amount outstanding at any time during the year calculated by reference to month end balance is as follows:

	2026	2025
	---------- Rupees	----------
- M.D Productions (Private) Limited	**547,074,368**	547,074,368
- M.D Films FZ LLC	**19,867,692**	19,867,692

11.3 Includes advances amounting to Rs. 6,029,504 (2025: nil) given to various contractors for maintenance and upliftment of Sultana Siddiqui Park (the Group's corporate social reporting project in the name of the Chairperson).

11.4 Represents advances given to employees against business expenses.

		Note	2026	2025
12	**TRADE DEPOSITS AND SHORT TERM PREPAYMENTS**		---------- Rupees	----------
	Deposits - unsecured			
	- Trade		**-**	37,500,000
	Prepayments			
	- Insurance		**7,143,011**	16,862,723
	- Rent		**464,865**	29,467,372
	- Transmission costs		**32,748,647**	30,513,373
	- Professional fee		**-**	9,800,000
	- Current portion of long term software maintenance fee	7	**9,751,367**	19,540,405
	- Current portion of long term membership fee	7	**2,512,000**	2,512,000
	- Others		**23,667,555**	16,160,283
			76,287,445	162,356,156
13	**OTHER RECEIVABLES**			
	Sales tax receivable		**208,920,924**	208,420,498
	Due from Ignite - National Technology Fund	13.1	**108,513,132**	-
	Due from OMNI Motorsports (Private) Limited		**120,000,000**	-
	Receivable from associate		**2,656,507**	-
	Others		**20,834,167**	53,699,533
			460,924,730	262,120,031
	Less: Allowance for expected credit loss	13.2	**(38,048,152)**	(12,007,164)
			422,876,578	250,112,867

13.1 Represents amount receivable in respect of various expenses incurred on behalf of Ignite - National Technology Fund as per agreement dated August 01, 2025 for management, maintenance and execution of the project titled "Centre of Excellence in Gaming and Animation (CEGA)" for promotion of gaming industry. Income in respect of the said agreement is recorded under "other income" (refer note 27).

		Note	2026	2025
13.2	**Allowance for expected credit loss**		---------- Rupees	----------
	Balance at the beginning of the year		**12,007,164**	12,007,164
	Allowance for the year	28	**63,990,166**	-
	Write off for the year		**(37,949,178)**	-
	Balance at the end of the year		**38,048,152**	12,007,164

NOTES TO THE CONSOLIDATED FINANCIAL STATEMENTS FOR THE YEAR ENDED JUNE 30, 2026

14	SHORT TERM INVESTMENTS	Note	2026	2025
			---------- Rupees	----------
	At fair value through profit or loss:			
	Listed securities			
	Javedan Corporation Limited 5,000,000 (2025: 5,000,000) shares at Rs. 147.20 (2025: Rs. 64) per share		**736,000,000**	321,750,000
	Colgate-Palmolive (Pakistan) Limited 502,000 (2025: nil) shares at Rs. 1,244.52 (2025: nil) per share		**624,749,040**	-
			1,360,749,040	321,750,000
	Mutual Funds			
	AKD Opportunity Fund 190,021 (2025: 556,697) units at Rs.224.81 (2025: Rs.166.34) per unit		**42,718,424**	92,601,129
	AKD Islamic Income Fund 4,667 (2025: 129,601) units at Rs. 51.31 (2025: Rs. 51.60) per unit		**234,794**	6,687,537
	AKD Golden Arrow Stock Fund 2,027,030 (2025: 4,048,731) units at Rs. 37.36 (2025: Rs. 29.23) per unit		**75,726,798**	118,362,619
	NBP Money Market Fund Nil (2025: 3,907,115) units at nil (2025: Rs. 10.03) per unit		-	39,199,306
	UBL Liquidity Plus Fund 10,556 (2025: nil) units at Rs.101.53 (2015: nil) per unit		**1,071,797**	-
	UBL Money Market Fund Nil (2025: 300,984) units at nil (2025: Rs. 101.13) per unit		-	30,430,287
	Faysal Islamic Cash Fund Nil (2025: 1,686,231) units at nil (2025: Rs. 100.23) per unit		-	169,007,542
	Faysal Islamic Financial Growth Fund Nil (2025: 196,249) units at (2025: Rs.101.99) per unit		-	20,015,532.00
	Alfalah GHP Money Market Fund Nil (2025: 2,297,649) units at nil (2025: Rs. 99.02) per unit		-	227,504,508
	MCB Cash Management Optimizer Nil (2025: 956,129) units at nil (2025: Rs. 102.3) per unit		-	97,818,663
	MCB Pakistan Sovereign Fund Nil (2025: 1,807,971) units at nil (2025: Rs. 55.03) per unit		-	99,492,619
	Pakistan Income Enhancement Fund Nil (2025: 38,244) units at nil (2025: Rs. 55.01) per unit		-	2,103,931
	HBL Cash Fund Nil (2025: 1,307,682) units at nil (2025: Rs. 103.35) per unit		-	135,152,214
	HBL Money Market Fund 26,745 (2025: 26,745) units at Rs. 103.91 (2025: Rs. 103.6) per unit		**2,779,195**	2,770,840
	ABL Cash Fund Nil (2025: 3,052,841) units at nil (2025: Rs. 10.26) per unit		-	31,307,492
	Askari High Yield Scheme 8,998 (2025: 8,073) units at Rs. 104.59 (2025: Rs. 104.6) per unit		**872,053**	844,621
			123,403,061	1,073,298,840
	At amortised cost:			
	Term deposit receipts	14.1	**144,749,350**	116,745,000
			1,628,901,451	1,511,793,840

14.1 These carry profit at the rates ranging from 3.15% to 3.35% (2025: 3.5% to 3.75%) per annum having maturity latest by January 04, 2027 (2025: September 13, 2025).

NOTES TO THE CONSOLIDATED FINANCIAL STATEMENTS FOR THE YEAR ENDED JUNE 30, 2026

		Note	2026	2025
			---------- Rupees	----------
15	**CASH AND BANK BALANCES**			
	Cash in hand			
	- local currency		**1,150,757**	986,853
	- foreign currency		**4,326,118**	5,161,398
			5,476,875	6,148,251
	Cash at banks - current accounts			
	- local currency		**536,073,855**	339,116,120
	- foreign currency		**1,278,585,271**	1,545,011,364
			1,814,659,126	1,884,127,484
	Cash at banks - deposit accounts			
	- local currency	15.1	**404,910,460**	778,809,047
	- foreign currency	15.2	**519,234,387**	131,097,765
			924,144,847	909,906,812
			2,744,280,848	2,800,182,547

15.1 These carry profit at the rates ranging from 8.25% to 10.20% (2025: 8.5% to 19%) per annum.

15.2 These carry profit at the rates ranging from 1.20% to 1.60% (2025: 1.15% to 1.65%) per annum.

16 ISSUED, SUBSCRIBED AND PAID-UP CAPITAL

2026	2025		2026	2025
-------- (Number of shares) --------			---------- Rupees	----------
		Ordinary shares of Rs. 1/- each		
500,000,000	500,000,000	Fully paid in cash	**500,000,000**	500,000,000
634,000,000	634,000,000	Issued as fully paid bonus shares	**634,000,000**	634,000,000
1,134,000,000	1,134,000,000		**1,134,000,000**	1,134,000,000

16.1 Voting rights, board selection, right of first refusal and block voting are in proportion to the shareholding.

		Note	2026	2025
			---------- Rupees	----------
17	**LEASE LIABILITIES**			
	Balance at the beginning of the year		**162,277,075**	166,382,292
	Additions during the year		**38,456,463**	9,875,848
	Accretion of interest	29	**34,318,531**	29,709,627
	Lease rentals paid		**(52,644,855)**	(43,690,692)
	Foreign currency translation impact		**(2,050,082)**	-
	Balance at the end of the year	17.2 / 17.3	**180,357,132**	162,277,075
	Current portion of lease liabilities		**(54,679,269)**	(47,548,342)
	Non-current portion of lease liabilities		**125,677,863**	114,728,733

17.1 The Group has a lease finance facility with a commercial bank for vehicles amounting to Rs. 50,000,000 (2025: Rs. 50,000,000). This carries mark-up of 6 months KIBOR plus 1.5% (2025: 6 months KIBOR plus 1.5%). The entire facility amount remains unutilized at reporting date.

17.2 Includes lease liability amounting to Rs. 7,484,848 (2025: Rs. 18,562,784) in respect of BRR Guardian Limited - a related party.

NOTES TO THE CONSOLIDATED FINANCIAL STATEMENTS FOR THE YEAR ENDED JUNE 30, 2026

		2026	2025
		---------- Rupees	----------
17.3	Maturity analysis of undiscounted lease liabilities is as follows:		
	Gross liabilities - minimum lease payments:		
	Not later than one year	**54,679,269**	47,548,342
	Later than one year but not later than five years	**225,515,203**	199,033,035
	Later than five years	**63,146,869**	110,098,784
		343,341,341	356,680,161
	Future finance charge	**(162,984,209)**	(194,403,086)
	Present value of finance lease liabilities	**180,357,132**	162,277,075

18	**LONG TERM PAYABLES**	**Note**	**2026**	**2025**
			---------- Rupees	----------
	Balance at the beginning of the year		**-**	-
	Additions during the year		**90,442,612**	-
	Accretion of interest	29	**10,956,980**	-
	Payments made during the year		**(2,272,500)**	-
	Balance at the end of the year	18.1	**99,127,092**	-
	Current portion of long term payables		**(17,302,500)**	-
	Non current portion of long term payables		**81,824,592**	-

18.1 Represent an interest-free amount payable in respect of license obtained from PEMRA (refer note 5.1). The amount is payable in ten equal annual instalments commencing latest from June 30, 2026.

19 BANK LOAN - unsecured

Bounce back loan from conventional bank - current portion	19.1	**1,831,003**	5,958,779

19.1 Represents foreign currency loan obtained from Barclays Bank UK PLC at the rate of 2.5% per annum. The loan is supported by the Bounce Bank Loan Scheme (BBLS) managed by the British Business Bank on behalf of the Secretary of State for Business Energy and Industrial Strategy.

20 STAFF RETIREMENT BENEFITS

20.1 Staff retirement benefit obligation recognised in consolidated statement of financial position

	Note	**2026**	**2025**
		---------- Rupees	----------
Present value of defined benefit obligation	20.2	**126,832,336**	130,755,178
Less: Fair value of plan assets		**-**	-
		126,832,336	130,755,178

20.2 Movement in present value of staff retirement benefit obligation

Balance at the beginning of the year		**130,755,178**	108,013,256
Current service cost	20.3	**14,763,329**	14,268,360
Interest cost	20.3	**5,980,840**	5,768,631
Benefits paid		**(14,501,701)**	-
Remeasurement of staff retirement benefit obligation	20.3	**(6,395,517)**	-
Impact of foreign currency translation		**(3,769,793)**	2,704,931
Balance at the end of the year		**126,832,336**	130,755,178

NOTES TO THE CONSOLIDATED FINANCIAL STATEMENTS FOR THE YEAR ENDED JUNE 30, 2026

20.3 Amount recognised in the consolidated statement of profit or loss

		2026	2025
		---------- Rupees	----------
Current service cost		**14,763,329**	14,268,360
Interest cost		**5,980,840**	5,768,631
Remeasurement of staff retirement benefit obligation	20.4	**(6,395,517)**	-
Expense for the year		**14,348,652**	20,036,991

20.4 The Group considers that the impact of remeasurements to be recognised in other comprehensive income due to change in actuarial assumptions is not material to these consolidated financial statements and accordingly no charge has been recognised in other comprehensive income in this regard, instead the impact has been recognised in consolidated statement of profit or loss

20.5 Significant actuarial assumptions

	2026	2025
	---------- Rupees	----------
Discount rate	**5.10%**	5.60%
Expected rate of increase in salaries	**3.50%**	3.50%
Mortality rate	**A 1949-52 Mortality Table**	A 1949-52 Mortality Table
Withdrawal rate	**8%**	8%
Retirement age assumption	**Age 60**	60 years
Weighted average duration	**4 years**	5 years

20.6 Sensitivity analysis for actuarial assumptions

Present value of defined benefit obligation at the end of the year	**126,832,336**	130,755,178

Following shall be the present values under various sensitivities:

Discount rate + 1%	**120,322,784**	122,835,820
Discount rate - 1%	**131,403,081**	136,181,019
Salary increase rate + 1%	**131,433,850**	136,215,731
Salary increase rate - 1%	**120,194,783**	122,686,542

If mortality changes by 1 year, the resultant change in the defined benefit obligation is insignificant.

The above sensitivity analyses are based on a change in an assumption while holding all other assumptions constant. In practice, this is unlikely to occur, and changes in some of the assumptions may be correlated. When calculating the sensitivity of the defined benefit obligation to significant actuarial assumptions the same method has been applied as when determining the defined benefit obligation in the consolidated statement of financial position. The methods and types of assumptions used in preparing the sensitivity analysis did not change compared to the previous year.

20.7 Expected maturity analysis of undiscounted cashflows

	2026	2025
	---------- Rupees	----------
Less than a year	**12,209,342**	12,513,196
Between 1-2 years	**13,060,938**	28,060,050
Between 2-5 years	**44,793,785**	52,986,041
Over 5 years	**171,471,368**	219,453,749

20.8 As per the recommendations of the actuary, the expected charge for the year ending June 30, 2027 is as follows:

	---- Rupees ----
Current service cost	**14,152,889**
Interest cost	**6,130,986**
	20,283,875

NOTES TO THE CONSOLIDATED FINANCIAL STATEMENTS FOR THE YEAR ENDED JUNE 30, 2026

20.9 Risks on account of staff retirement benefit obligation plans

Mortality risk – the risk that the actual mortality experience is different. The effect depends on the beneficiaries' service or age distribution and the benefit.

Final salary risk – the risk that the final salary at the time of cessation of service is greater than what is assumed. Since the benefit is calculated on the final salary, the benefit amount increases accordingly.

Withdrawal risks – the risk that the actual withdrawal experience is different from assumed withdrawal probability.The significance of the withdrawal risk varies with the age, service and entitled benefits of the beneficiaries.

Discount rate fluctuation – The plan liabilities are calculated using a discount rate determined by reference to market yields (at the reporting date) on government bonds. A decrease in government bond yields will increase plan liabilities, although this will be partially offset by an increase in the value of the plans' bond holdings.

	Note	2026	2025
		---------- Rupees	----------
21 TRADE AND OTHER PAYABLES			
Creditors	21.1	**1,441,550,357**	1,235,058,423
Accrued liabilities	21.2 / 21.3	**183,209,842**	785,584,831
Withholding tax payable		**121,757,173**	73,198,044
Others		**62,038,957**	66,853,486
		1,808,556,329	2,160,694,784

21.1 Includes amount payable to the following related parties:

M.D Productions (Private) Limited	**64,076,391**	72,885,350
M.D Films FZ LLC	**-**	3,021,824
Momina & Duraid Films (Private) Limited	**-**	5,869,566
Moomal Productions	**81,682,376**	54,800,680
BRR Guardian Limited	**4,059,282**	-
	149,818,049	136,577,420

21.2 Includes amount accrued against following related party:

Momina and Duraid Foundation	**30,553,902**	42,735,652

21.3 Includes amount accrued with respect to bonus of Chief Executive Officer and a Director amounting to Rs. 12,759,111 (2025: Rs. 615,528,653).

22 CONTINGENCIES AND COMMITMENTS

22.1 Contingencies

Income tax

22.1.1 The Holding Company received an order dated June 19, 2020 for tax year 2014, by Additional Commissioner Inland Revenue (ACIR) creating a demand of Rs. 168,166,692 on account of disallowance of various expenses. Being aggrieved, the Holding Company filed a petition in High Court of Sindh (HCS) against the order which was rejected by the HCS and the matter was remanded back to the relevant tax authorities vide order dated September 12, 2024. A revised demand of Rs. 323,881,344 was issued on August 04, 2025 by ACIR. The Holding Company being aggrieved filed an appeal before Commissioner Inland Revenue Appeals [CIR(A)] who vide its order dated March 17, 2026 remanded back the case to the ACIR, which is currently pending adjudication.

NOTES TO THE CONSOLIDATED FINANCIAL STATEMENTS FOR THE YEAR ENDED JUNE 30, 2026

22.1.2 The Holding Company received a notice from the Deputy Commissioner Inland Revenue (DCIR) dated June 26, 2025 for tax year 2019, raising a tax demand of Rs. 163,243,637 on account of disallowance of certain expenses due to non-withholding of taxes. The Holding Company being aggrieved filed an appeal with the CIR(A) which vide its order dated May 18, 2026, remanded back the case to DCIR which is currently pending adjudication.

Sales tax

22.1.3 The Holding Company received an order dated October 20, 2022, from Assistant Commissioner (AC) - Sindh Revenue Board (SRB) raising a tax demand of Rs. 454,845,572 and Rs. 81,156,253 on account of short payment and short withholding of sales tax respectively along with a penalty of Rs. 536,001,825, pertaining to tax period from July 01, 2011, to June 30, 2015. The Holding Company being aggrieved filed an appeal with Commissioner Appeals (CA) - SRB, which vide its order dated March 05, 2024, reduced the demand and penalty to Rs. 202,719,616 respectively. The Holding Company being aggrieved filed an appeal before Appellate Tribunal (AT) - SRB. The appeal was decided through order dated November 27, 2024, whereby the matter was remanded back to the AC - SRB to consider the matter afresh which is pending adjudication.

22.1.4 The Holding Company received an order dated January 17, 2024, from AC - SRB raising a demand of Rs. 20,759,949 along with the penalty of Rs. 20,759,949 on alleged short-declaration of revenue. The Holding Company filed an appeal before CA - SRB and the matter is currently pending adjudication.

22.1.5 The Holding Company received an order dated January 18, 2024 from AC - SRB raising a demand of Rs. 60,653,779 along with the penalty of Rs. 3,152,688 in respect of alleged short-declaration of transmission expenses, certain advertisement and promotion expenses and technical advisory fee. The Holding Company being aggrieved filed an appeal before CA - SRB and the matter is currently pending adjudication.

22.1.6 In addition to the above, the Group is defending various minor suits filed against it in various courts in Pakistan related to its business operations as at reporting date, which are not material to be disclosed as contingencies.

22.1.7 The Group based on the merits of the aforementioned matters and as per the advice of its tax and legal consultants, expects a favourable outcome on these matters and accordingly, no provision has been made in this respect in these consolidated financial statements.

22.2 Commitments

22.2.1 Commitments for purchase of television programs as at year end amounted to Rs. 966,915,000 (2025: Rs. 939,520,000). These include commitments to the following related parties:

	2026	2025
	---------- Rupees	----------
M.D. Productions (Private) Limited	**925,146,640**	740,308,100
Moomal Productions	**41,768,360**	29,061,900
	966,915,000	769,370,000

22.2.2 The Group has obtained short-term financing facilities from a commercial bank amounting to Rs. 125,000,000 (2025: Rs.125,000,000). This carries mark-up of 1 month KIBOR plus 0.75% (2025: 1 month KIBOR plus 0.75%). This arrangement is secured by pari passu charge on the Holding Company's trade debts and other receivables. The entire facility amount remains unutilized at reporting date.

22.2.3 The Group has a letter of credit facility with a commercial bank amounting to Rs. 50,000,000 (2025: Rs. 50,000,000). The entire facility amount remains unutilized at reporting date.

NOTES TO THE CONSOLIDATED FINANCIAL STATEMENTS FOR THE YEAR ENDED JUNE 30, 2026

		Note	2026	2025
			---------- Rupees	----------
23	**REVENUE – NET**			
	Advertisement revenue		**5,097,435,746**	7,141,717,645
	Production revenue		**440,411,304**	382,558,041
	Digital revenue		**162,703,586**	141,589,109
	Subscription revenue		**3,017,942,034**	3,748,936,715
	Marketing fee		**-**	5,030,890
	Film distribution revenue		**4,552,899**	59,021,722
		23.1 / 23.2	**8,723,045,569**	11,478,854,122
23.1	Revenue has been netted-off against the following items:			
	Sales tax		**846,091,830**	1,199,161,745
	Trade and volume discount		**411,206,898**	540,013,361
			1,257,298,728	1,739,175,106

23.2 Includes contract liabilities amounting to Rs. 37,802,168 (2025: Rs. 650,992,343), which were realised during the year.

		Note	2026	2025
			---------- Rupees	----------
24	**COST OF PRODUCTION**			
	Cost of outsourced programs		**3,568,377,475**	5,066,329,545
	Cost of in-house programs		**1,073,232,048**	914,709,813
	Cost of inventories consumed		**554,655**	2,961,391
	Salaries and benefits	24.1	**1,201,692,423**	1,301,950,958
	Technical advisory fee	24.2	**57,032,810**	68,439,372
	Depreciation on operating fixed assets	4.2	**73,199,339**	60,229,306
	Depreciation on right of use assets	4.7	**14,966,399**	12,826,647
	Amortisation	5.2	**15,519,116**	11,860,052
	Travelling and conveyance		**191,995,505**	187,509,720
	Insurance		**36,099,312**	33,005,703
	Repair and maintenance		**42,526,826**	33,653,820
	Utilities		**21,183,176**	20,446,649
	Fees and subscription		**32,908,151**	37,186,347
	Communication		**35,341,186**	33,860,179
	Rent, rates and taxes		**717,084**	968,195
	Printing, stationery and periodicals		**6,098,843**	3,953,334
			6,371,444,348	7,789,891,031
	In production television programs - opening		**47,918,285**	66,855,795
	In production television programs - closing	9	**(67,736,052)**	(47,918,285)
			6,351,626,581	7,808,828,541
	Unreleased / released television programs - opening		**1,352,096,852**	1,229,340,798
	Unreleased / released television programs - closing	9	**(1,549,312,363)**	(1,352,096,852)
			6,154,411,070	7,686,072,487

24.1 Includes Rs. 36,548,301 (2025: Rs. 39,404,932) in respect of staff retirement benefits.

24.2 Represents fee paid to a Director for technical advisory services rendered in accordance with the agreement duly approved by the Board of Directors.

NOTES TO THE CONSOLIDATED FINANCIAL STATEMENTS FOR THE YEAR ENDED JUNE 30, 2026

25 DISTRIBUTION EXPENSES

	Note	2026	2025
		---------- Rupees	----------
Salaries and benefits	25.1	**278,883,783**	308,029,894
Depreciation on operating fixed assets	4.2	**12,597,257**	11,844,402
Advertisement and promotion		**178,964,801**	375,400,824
Travelling and conveyance		**36,452,987**	35,119,348
Insurance		**5,351,721**	3,932,866
Repair and maintenance		**1,836,878**	1,451,637
Utilities		**2,667,660**	2,574,907
Fees and subscription		**1,123,227**	1,000,000
Communication		**1,196,535**	1,146,393
Printing, stationery and periodicals		**1,248,030**	1,019,628
		520,322,879	741,519,899

25.1 Includes Rs. 11,782,886 (2025: Rs.11,224,169) in respect of staff retirement benefits.

26 ADMINISTRATIVE EXPENSES

	Note	2026	2025
		---------- Rupees	----------
Salaries and benefits	26.1	**796,986,099**	896,573,183
Depreciation on operating fixed assets	4.2	**107,448,666**	99,382,094
Depreciation on right of use assets	4.7	**16,765,025**	9,869,183
Amortisation	5.2	**-**	6,001,917
Auditor's remuneration	26.2	**20,654,955**	17,292,428
Donation	26.3 / 26.4	**56,105,729**	85,418,667
Travelling and conveyance		**141,418,226**	125,499,472
Insurance		**25,402,271**	15,730,871
Repair and maintenance		**97,051,371**	75,884,933
Utilities		**81,790,817**	81,288,718
Fees and subscription		**50,183,451**	35,078,646
Communication		**13,426,909**	11,760,070
Legal and professional charges		**95,231,229**	83,703,797
Rent, rates and taxes		**64,123,185**	52,689,308
Printing, stationery and periodicals		**13,410,028**	8,309,888
Security charges		**17,618,534**	14,479,789
		1,597,616,495	1,618,962,964

26.1 Includes Rs. 28,991,995 (2025: Rs. 34,839,369) in respect of staff retirement benefits.

26.2 Auditor's remuneration

	Note	2026	2025
		---------- Rupees	----------
Audit fee for standalone financial statements		**8,175,575**	8,193,510
Audit fee for consolidated financial statements		**1,051,975**	939,263
Fee for half yearly review		**860,707**	768,488
Other reviews, services and certifications		**8,622,400**	5,531,966
Tax services		**1,279,298**	367,281
Out of pocket expenses and sales tax on services		**665,000**	1,491,920
	26.2.1	**20,654,955**	17,292,428

26.2.1 Includes audit fee of auditors of certain subsidiary companies (other than the statutory auditors of the Holding Company) amounting to Rs. 5,521,555 (2025: Rs. 5,801,885).

26.3 Includes donations charge in respect of Momina and Duraid Foundation - a related party amounting to Rs. 30,080,457 (2025: Rs. 60,145,788) and in respect of uplifting and maintenance of Sultana Siddiqui Park (the Holding Company's corporate social responsibility (CSR) project in the name of the Chairperson), amounting to Rs. 19,795,439 (2025: Rs. 23,679,834).

NOTES TO THE CONSOLIDATED FINANCIAL STATEMENTS FOR THE YEAR ENDED JUNE 30, 2026

26.4 Recipients of donation do not include any donee in which any director or its spouse had any interest except for donation paid to Momina and Duraid Foundation. Following directors of the Group are also trustees of the said trust:

- Mr. Duraid Qureshi
- Ms. Sultana Siddiqui

		Note	2026	2025
			---------- Rupees	----------
27	**OTHER INCOME**			
	Income from financial instruments			
	Interest on deposit accounts		**100,273,545**	154,571,115
	Interest on term deposit receipts		**2,514,424**	-
	Exchange gain - net		**-**	118,379,868
	Management fee from Ignite - National Technology Fund	13.1	**14,026,299**	-
	Dividend income		**41,315,599**	120,976,455
	Unrealised gain on revaluation of short term investments		**477,940,768**	225,260,646
	Realised gain on short term investments		**60,756,437**	13,144,966
	Liabilities no longer payable written off		**82,149,096**	-
			778,976,168	632,333,050
	Income from other than financial instruments			
	Gain on disposal of operating fixed assets - net	4.5	**8,910,021**	16,135,434
	Sale of content and festival income		**9,000,000**	38,078,845
	Sundry income		**31,253,839**	15,511,039
			49,163,860	69,725,318
			828,140,028	702,058,368
28	**OTHER EXPENSES**			
	Allowance for expected credit loss on trade debts - net	10.3	**517,072,727**	183,619,292
	Allowance for expected credit loss on other receivables	13.2	**63,990,166**	-
	Provision for impairment		**178,799**	83,531,396
	Sales tax refundable written off		**54,678,940**	-
	Exchange loss - net		**171,548,416**	-
	Current tax asset written off		**452,062**	4,133,930
	Advances written off		**11,258,437**	-
	Other receivable written off		**12,622,201**	-
	Others		**3,251,865**	-
			835,053,613	271,284,618
29	**FINANCE COST**			
	Interest on long term financing		**-**	2,672,328
	Accretion of interest on lease liabilities	17	**34,318,531**	29,709,627
	Accretion of interest on long term payables	18	**10,956,980**	-
	Bank charges		**2,404,026**	3,739,393
			47,679,537	36,121,348
30	**FINAL TAXES**			
	Current		**26,173,994**	50,529,041
	Prior		**(232,598)**	(35,625,831)
		30.1	**25,941,396**	14,903,210

30.1 Represents final taxes paid under section 5 (tax on dividend) and 154A (export of services) of Income Tax Ordinance, 2001, representing levies in terms of requirements of IFRIC 21 / IAS 37 (also see note 3.7).

31 MINIMUM TAX DIFFERENTIAL

Represents minimum tax differential paid under section 113 and 153 of Income Tax Ordinance, 2001, representing levies in terms of requirements of IFRIC 21 / IAS 37 (also see note 3.7).

NOTES TO THE CONSOLIDATED FINANCIAL STATEMENTS FOR THE YEAR ENDED JUNE 30, 2026

		Note	2026	2025
32	**INCOME TAX**		---------- Rupees ----------	
	Current		36,909,724	22,707,611
	Prior		10,491,780	2,489,777
	Deferred		(437,545,965)	(84,759,376)
			(390,144,461)	(59,561,988)
32.1	**Relationship between accounting profit and tax expense**			
	Profit before final taxes, minimum tax differential and income tax		34,191,133	1,345,614,901
	Tax at the enacted tax rate of 29%		9,915,429	390,228,321
	Effects of:			
	Tax at reduced rate		(142,180,617)	209,894,302
	Prior year tax		(10,491,780)	2,489,777
	Super tax		-	9,518,569
	Change in estimate		23,154,828	-
	Minimum tax differential and final taxes		(591,340,160)	(600,595,087)
	Adjustment of losses		331,436,874	(39,902,392)
	Others		(10,639,035)	(31,195,478)
			(390,144,461)	(59,561,988)
33	**EARNINGS PER SHARE – basic and diluted**			
	Profit for the year		267,118,742	1,235,739,367
			---------- Number of shares ----------	
	Weighted average number of ordinary shares outstanding during the year		1,134,000,000	1,134,000,000
			---------- Rupees ----------	
	Earnings per share	33.1	0.24	1.09

33.1 There is no dilutive effect on the basic earnings per share of the Holding Company.

		Note	2026	2025
34	**CASH GENERATED FROM OPERATIONS**		---------- Rupees ----------	
	Profit before final taxes, minimum tax differential and income tax		34,191,133	1,345,614,901
	Adjustments for:			
	Depreciation on operating fixed assets	4.2	193,245,262	171,455,802
	Depreciation on right of use assets	4.7	31,731,424	22,695,830
	Amortisation on intangible assets	5.2	15,519,116	17,861,969
	Share of loss of joint venture	6.1	455,257	-
	Amount recognised in respect of staff retirement benefit obligation	20.3	14,348,652	20,036,991
	Interest on long term financing	29	-	2,672,328
	Interest on lease liabilities	29	34,318,531	29,709,627
	Accretion of interest on long term payables	29	10,956,980	-
	Exchange loss / (gain) - net	28 / 27	171,548,416	(118,379,868)
	Interest on deposit accounts	27	(100,273,545)	(154,571,115)
	Interest on term deposit receipts	27	(2,514,424)	-
	Gain on disposal of operating fixed assets - net	27	(8,910,021)	(16,135,434)
	Realised gain on short term investments	27	(60,756,437)	(13,144,966)
	Dividend income	27	(41,315,599)	(120,976,455)
	Allowance for expected credit loss on trade debts - net	28	517,072,727	183,619,292
	Allowance for expected credit loss on other receivables	28	63,990,166	-
	Provision for impairment	28	178,799	83,531,396
	Current tax asset written off	28	452,062	4,133,930
	Liabilities no longer payable written off	27	(82,149,096)	-
	Sales tax refundable written off	28	54,678,940	-
	Advances written off	28	11,258,437	-
	Other receivable written off	28	12,622,201	-
	Unrealised gain on revaluation of short term investments	27	(477,940,768)	(225,260,646)
			358,517,080	(112,751,319)
	(Increase) / decrease in current assets			
	Inventories		-	14,927,327
	Television program costs		(217,033,278)	(103,818,544)
	Trade debts		298,806,179	880,663,399
	Advances		738,288,779	(808,034,810)
	Short term prepayments		86,068,711	(64,245,130)
	Other receivables		(473,089,010)	97,669,065
			433,041,381	17,161,307
	Increase / (decrease) in current liabilities			
	Trade and other payables		(269,989,359)	738,797,382
	Contract liabilities		(9,775,025)	(551,119,740)
			545,985,210	1,437,702,531
34.1	**Cash and cash equivalents**			
	Cash and bank balances	15	2,744,280,848	2,800,182,547
	Term deposit receipts		-	116,745,000
			2,744,280,848	2,916,927,547

NOTES TO THE CONSOLIDATED FINANCIAL STATEMENTS FOR THE YEAR ENDED JUNE 30, 2026

35 REMUNERATION OF CHIEF EXECUTIVE, DIRECTORS AND EXECUTIVES

	2026				2025			
	Chief Executive	Executive Director	Non-Executive Directors	Executives	Chief Executive	Executive Director	Non-Executive Directors	Executives
	Rupees							
Managerial remuneration	173,463,875	-	-	594,186,469	169,559,558	-	-	539,110,865
Technical advisory fee	-	57,032,810	-	-	-	68,439,372	-	-
Meeting fee	-	-	4,705,000	-	-	-	4,200,000	-
Bonus	28,066,779	28,066,779	-	-	143,641,165	143,641,165	-	50,793,067
Retirement benefits	-	-	-	37,317,483	11,659,274	-	-	43,690,577
House rent	23,181,082	-	-	183,592,895	21,249,325	-	-	173,377,283
Utilities	5,151,351	-	-	40,798,421	4,722,072	-	-	36,320,507
Car allowance	-	-	-	75,950,786	10,383,594	-	-	76,768,592
Fuel and conveyance	1,605,928	-	-	-	-	1,730,711	1,980,082	-
	231,469,015	85,099,589	4,705,000	931,846,054	361,214,988	213,811,248	6,180,082	920,060,891
Number	1	1*	7	145	1	1	6	120

** Includes salary of Ms. Sultana Siddiqui who was the Executive Director of the Holding Company for part of the year until April 30, 2026.*

35.1 The Chief Executive and certain executives are also provided with free use of company-maintained cars, club membership and reimbursement of expenses related to business travel in accordance with the employment contract and the Group's policy.

36 TRANSACTIONS WITH RELATED PARTIES

Related parties comprise of associated companies, joint venture, retirement funds, directors and key management personnel. Details of transactions with related parties during the year, other than those which have been disclosed elsewhere in these consolidated financial statements are as follows:

Relationship	Nature of transactions	2026	2025
		Rupees	
Associated Companies	Purchases of television programs	2,287,450,289	1,965,992,555
	Expenses paid on behalf of the associate	-	1,767,446,325
	Film distribution revenue	-	2,813,862
	Payments made during the year	1,966,442,431	2,472,740,456
	Rent expense	11,446,254	-
	Donation expense	30,080,457	60,145,788
Others	Contribution to the provident fund	62,148,850	62,396,245
Directors	Dividend paid	378,828,044	-
	Technical advisory fee	57,032,810	68,439,372
	Bonus	56,133,558	287,282,330
Key Management Personnel	Short-term employee benefits	567,852,985	996,813,213
	Retirement benefits	25,625,047	25,425,657
	Purchase of vehicle	-	40,000,000
	Legal and professional charges	-	17,274,192

36.1 All transactions with related parties are entered into at agreed terms duly approved by the Board of Directors. Amounts receivable from / payable to related parties have been disclosed in relevant notes to these consolidated financial statements.

36.2 Key management personnel are those persons having authority and responsibility for planning, directing and controlling the activities of the entity directly or indirectly. The Group considers all members of their executive management team, including the chief executive officer and directors, to be key management personnel. None of the key management personnel had any arrangements with the Group other than the employment contract and those mentioned in notes to these consolidated financial statements.

36.3 Following are the related parties with whom the Group had entered into transactions or have arrangements / agreements in place:

S.No.	Company Name	Country of incorporation	Basis of association	Shareholding %
1	Karwaan Music (Private) Limited	Pakistan	Indirect Joint Venture	50%
2	M.D Productions (Private) Limited	Pakistan	Associated company (36.3.1)	-
3	Momina & Duraid Films (Private) Limited	Pakistan	Associated company (36.3.1)	-
4	M.D Films FZ LLC			
5	Momina and Duraid Foundation	Pakistan	Associated company (36.3.1)	-
6	Moomal Productions	Pakistan	Associated company (36.3.1)	-
7	Moomal Entertainment	Pakistan	Associated company (36.3.1)	-
8	BRR Guardian Limited	Pakistan	Associated company (36.3.1)	-
9	HUM Network Limited- Employees' Provident Fund	Pakistan	Retirement Fund	-
10	Ms. Sultana Siddiqui		Director	8.75%
11	Mr. Mazhar ul Haq Siddiqui*		Director	-
12	Mr. Duraid Qureshi**		Director	57.67%
13	Mr. Shunaid Qureshi		Director	0.38%
14	Ms. Mahtab Akbar Rashdi		Director	-
15	Mr. Ayaz Dawood*		Director	0.01%
16	Mr. Muhammad Ayub Younus Adhi		Director	-
17	Mr. Sohail Ansar		Director	-
18	Ms. Khush Bakht Shujaat		Director	-

**Mr. Ayaz Dawood was appointed to fill the casual vacancy arising from the demise of Mr. Mazhar-ul-Haq Siddiqui, who served as a Director of the Holding Company until February 26, 2026. Transactions relating to both Directors have been disclosed in Note 35 for their respective periods of tenure.*

***Shareholding of director includes shares held by their spouse.*

36.3.1 These entities are associated companies / undertakings of the Group in accordance with the provisions of Companies Act, 2017.

36.4 Investments out of provident fund have been made in accordance with the provisions of Section 218 of the Act and the regulations formulated for this purpose.

36.5 None of the key management personnel had any arrangements with the Group other than the employment contract and those mentioned in notes to these consolidated financial statements.

NOTES TO THE CONSOLIDATED FINANCIAL STATEMENTS FOR THE YEAR ENDED JUNE 30, 2026

		Note	2026	2025
			---------- Rupees	----------
37	**FINANCIAL INSTRUMENTS BY CATEGORY**			
37.1	**Financial assets**			
	At amortised cost			
	- Trade debts	10	**3,344,922,336**	4,156,163,219
	- Other receivables		**213,955,654**	41,692,369
	- Cash and bank balances	15	**2,744,280,848**	2,800,182,547
			6,303,158,838	6,998,038,135
	At fair value through profit or loss			
	- Short term investments	14	**1,628,901,451**	1,511,793,840
37.2	**Financial liabilities**			
	At amortised cost			
	- Lease liabilities	17	**180,357,132**	162,277,075
	- Long term financing		**1,831,003**	5,958,779
	- Long term payable	18	**99,127,092**	-
	- Trade and other payables	21	**1,686,799,156**	2,087,496,740
	- Unclaimed dividend		**8,062,306**	6,807,368
			1,976,176,689	2,262,539,962

38 FINANCIAL RISK MANAGEMENT OBJECTIVES AND POLICIES

The Group's activities expose it to a variety of financial risks i.e. market risk (including currency risk, interest rate risk and price risk), credit risk and liquidity risk. The Group's overall risk management programme focuses on the unpredictability of financial markets and seeks to minimise potential adverse effects on the Group's financial performance.

The Group's senior management oversees the management of these risks. The Group's senior management provides policies for overall risk management, as well as policies covering specific areas such as foreign exchange risk, interest rate risk and credit risk, use of financial derivatives, financial instruments and investment of excess liquidity. It is the Group's policy that no trading in derivatives for speculative purposes shall be undertaken.

The Board of Directors review and agree policies for managing each of these risks which are summarized below:

38.1 Market risk

Market risk is the risk that fair value of future cash flows will fluctuate because of changes in market prices. Market prices comprise three types of risk: interest rate risk, currency risk and equity price risk.

38.1.1 Interest rate risk

Interest rate risk is the risk that the fair value or future cash flows of financial instruments will fluctuate because of changes in the market interest rates. The Group's interest rate risk arises from deposit accounts with banks, short-term investments in mutual funds other than equity based mutual funds and loan from related party. The Group manages these risks through risk management strategies.

Sensitivity analysis:

The following figures demonstrate the sensitivity of the Group's profit before income tax to a reasonably possible change in interest rate, with all other variables held constant:

	Increase / decrease in basis points	Effect on profit before income tax
		--- Rupees ---
June 30, 2026	**+100**	**9,291,027**
	-100	**(9,291,027)**
June 30, 2025	+100	17,722,419
	-100	(17,722,419)

NOTES TO THE CONSOLIDATED FINANCIAL STATEMENTS FOR THE YEAR ENDED JUNE 30, 2026

38.1.2 Currency risk

Foreign currency risk is the risk that the value of financial assets or financial liabilities will fluctuate due to a change in foreign exchange rates. It arises mainly where receivables and payables exist due to transactions in foreign currencies. The Group's exposure to foreign currency risk is as follows:

	2026			2025		
	USD	GBP	AED	USD	GBP	AED
Trade debts	**758,107**	**642,756**	**7,562,833**	274,976	561,388	4,525,483
Cash and bank balances	**289,263**	**75,301**	**22,352,183**	77,802	377,667	20,928,972
Other receivables	**-**	**-**	**80,844**	-	85,931	-
Long term financing	**-**	**(4,983)**	**-**	-	(15,306)	-
Trade and other payables	**(58,989)**	**(148,490)**	**(1,534,143)**	(36,396)	(194,737)	(1,581,017)
	988,381	**564,584**	**28,461,717**	316,382	814,943	23,873,438
	---------- Rupees ---------			---------- Rupees ---------		
Closing exchange rates	**278.16**	**368.02**	**75.74**	283.85	389.31	77.83

Sensitivity analysis

The following table demonstrates the sensitivity of the Group's profit before income tax to a reasonably possible change in the AED, USD and GBP exchange rates, with all other variables held constant:

	Change in USD rate (%)	Effect on profit before income tax	Change in GBP rate (%)	Effect on profit before income tax	Change in AED rate (%)	Effect on profit before income tax
		--- Rupees ---		--- Rupees ---		--- Rupees ---
2026	**+10**	**27,492,806**	**+10**	**20,777,820**	**+10**	**215,569,045**
	-10	**(27,492,806)**	**-10**	**(20,777,820)**	**-10**	**(215,569,045)**
2025	+10	8,980,503	+10	31,726,546	+10	185,806,968
	-10	(8,980,503)	-10	(31,726,546)	-10	(185,806,968)

38.1.3 Equity price risk

Equity price risk is the risk that the fair value of future cash flows of financial instruments will fluctuate because of changes in market prices (other than those arising from currency risk or interest rate risk). Therefore, Group's investments in shares and equity based mutual funds are susceptible to equity price risk. The Group manages the equity price risk through diversification and placing limits on individual and total investments. Reports on the investments portfolio are submitted to the Group's senior management on a regular basis.

As of the reporting date, the exposure to investments at fair value through profit or loss was Rs. 1,479,194,262 (2025: Rs. 532,713,748).

Sensitivity analysis

The following figures demonstrate the sensitivity of the Group's profit before income tax to a reasonably possible change in market prices, with all other variables held constant:

	Increase / decrease in market price (%)	Effect on profit before income tax
		--- Rupees ---
June 30, 2026	**+10**	**147,919,426**
	-10	**(147,919,426)**
June 30, 2025	+10	53,271,375
	-10	(53,271,375)

38.2 Credit risk

Credit risk is the risk which arises with the possibility that one party to a financial instrument will fail to discharge its obligation and cause the other party to incur a financial loss. Concentration of credit risk arise when a number of counterparties are engaged in similar business activities or have similar economic features that would cause their ability to meet contractual obligations to be similarly affected by changes in economic, political or other conditions. Concentrations of credit risk indicate the relative sensitivity of the Group's performance to developments affecting a particular industry.

Management of credit risk

The Group's policy is to enter into financial contracts in accordance with the guidelines set by the Board of Directors and other internal guidelines.

Credit risk is managed and controlled by the management of the Group in the following manner:

- Credit rating and credit worthiness of the counterparty is taken into account along with the financial background so as to minimise the risk of default.

- The risk of counterparty exposure due to failed agreements causing a loss to the Group is mitigated by a periodic review of their credit ratings, financial statements, credit worthiness and market information on a regular basis.

- Cash is held with reputable banks only.

As of the reporting date, the Group is exposed to credit risk on the following assets:

	Note	2026	2025
		---------- Rupees ---------	
- Trade debts	10	**4,109,693,128**	4,408,499,307
- Short term investments	14	**1,628,901,451**	1,511,793,840
- Other receivables		**213,955,654**	41,692,369
- Bank balances	15	**2,738,803,973**	2,794,034,296
		8,691,354,206	8,756,019,812

NOTES TO THE CONSOLIDATED FINANCIAL STATEMENTS FOR THE YEAR ENDED JUNE 30, 2026

Quality of financial assets

The credit quality of financial assets can be assessed by reference to external credit ratings or to historical information about counterparty default rates:

	Note	2026	2025
		---------- Rupees	----------
Bank balances			
AA		-	9,640,876
AAA		-	564,914,806
A-		-	43,000,936
AA2		-	13,800,083
AA-		-	8,283,975
A3		**1,682,114,463**	1,625,450,189
A1+		**826,541,671**	481,070,560
A2		**109,554,768**	19,298,218
A1		**120,593,071**	145,319,653
	15	**2,738,803,973**	2,910,779,296
Short term investments			
Listed securities			
A+		**1,360,749,040**	321,750,000
Mutual funds			
AA-		-	-
A(f)		**872,054**	844,621
A+(f)		-	22,119,463
AA(f)		-	208,206,848
AAA(f)		**1,071,797**	-
AA+(f)		**2,779,195**	524,984,004
AA-(f)		**234,793**	106,180,156
2 Star		-	92,601,129
3 Star		**118,445,222**	118,362,619
		123,403,061	1,073,298,840
Term deposit receipts			-
A3		**144,749,350**	116,745,000
	14	**1,628,901,451**	1,511,793,840

38.3 Liquidity risk

Liquidity risk is the risk that the Group will not be able to meet its financial obligations as they fall due. The Group applies prudent risk management policies by maintaining sufficient cash and bank balances and by keeping committed credit lines.

The table below summarizes the maturity profile of the Group's financial liabilities as at the following reporting dates:

2026	**Less than 1 year**	**1 to 5 years**	**More than 5 years**	**Total**
	----------	Rupees	----------	
Lease liabilities	**54,679,269**	**225,515,203**	**63,146,869**	**343,341,341**
Long term financing	**1,831,003**	**-**	**-**	**1,831,003**
Long term payables	**17,302,500**	**86,512,500**	**54,180,000**	**157,995,000**
Trade and other payables	**1,686,799,156**	**-**	**-**	**1,686,799,156**
Unclaimed dividend	**8,062,306**	**-**	**-**	**8,062,306**
	1,768,674,234	**312,027,703**	**117,326,869**	**2,198,028,806**

2025	**Less than 1 year**	**1 to 5 years**	**More than 5 years**	**Total**
	----------	Rupees	----------	
Lease liabilities	47,548,342	199,033,035	110,098,784	356,680,161
Long term financing	5,958,779	-	-	5,958,779
Trade and other payables	2,020,643,254	-	-	2,020,643,254
Unclaimed dividend	6,807,368	-	-	6,807,368
	2,080,957,743	199,033,035	110,098,784	2,390,089,562

NOTES TO THE CONSOLIDATED FINANCIAL STATEMENTS FOR THE YEAR ENDED JUNE 30, 2026

38.3.1 Changes in liabilities from financing activities

	July 01, 2025	Cash Flows	Non-cash flow	June 30, 2026
	Rupees			
Financing	5,958,779	(4,127,776)	-	1,831,003
Lease liabilities (note 17)	162,277,075	(52,644,855)	70,724,912	180,357,132

	July 01, 2024	Cash Flows	Non-cash flow	June 30, 2025
	Rupees			
Financing	36,546,746	(33,260,295)	2,672,328	5,958,779
Lease liabilities (note 17)	166,382,292	(43,690,692)	39,585,475	162,277,075

38.4 Capital risk

The Group finances its operations through equity, borrowings and management of working capital with a view of maintaining an appropriate mix between various sources of finance to minimize risk. The primary objective of the Group's capital management is to ensure that it maintains healthy capital ratios in order to support its business sustain future development and maximize shareholders' value. The Group monitors capital using a debt equity ratio as follows:

	Note	2026	2025
		Rupees	
Lease liabilities	17	180,357,132	162,277,075
Long term payables	18	99,127,092	-
Financing	19	1,831,003	5,958,779
Total debt		281,315,227	168,235,854
Share capital	16	1,134,000,000	1,134,000,000
Unappropriated profit		9,641,554,160	9,941,390,418
Foreign currency translation reserve		587,365,737	575,690,310
Non-controlling interest		(88,794,922)	(88,749,922)
Total equity		11,274,124,975	11,562,330,806
Total debt and equity		11,555,440,202	11,730,566,660
Gearing ratio		2.43%	1.43%

38.5 Fair value measurement

Fair value is the price that would be received to sell an asset or paid to transfer a liability in an orderly transaction between market participants at the measurement date.

The following table shows assets recognised at fair value, analysed between those whose fair value is based on:

Level 1: Quoted prices in active markets for identical assets or liabilities;

Level 2: Those involving inputs other than quoted prices included in Level 1 that are observable for the asset or liability, either directly (as prices) or indirectly (derived from prices); and

Level 3: Those whose inputs for the asset or liability that are not based on observable market data (unobservable inputs).

Assets measured at fair value	Note	Year	Level 1	Level 2	Level 3	Total
			Rupees			
Short term investments	14	2026	1,360,749,040	123,403,061	-	1,484,152,101
Short term investments	14	2025	321,750,000	1,073,298,840	-	1,511,793,840

During the year, there were no transfers between level 1 and level 2 fair value measurements, and no transfers into and out of level 3 fair value measurement.

Financial instruments which are tradable in an open market are revalued at the market prices prevailing on the reporting date.

The carrying values of all financial assets and liabilities reflected in the consolidated financial statements approximate their fair values.

NOTES TO THE CONSOLIDATED FINANCIAL STATEMENTS FOR THE YEAR ENDED JUNE 30, 2026

39 OPERATING SEGMENTS

For management purposes, the Group has determined following reportable operating segments on the basis of areas of operations i.e. entertainment and news.

- Entertainment segment is engaged in advertisement, entertainment and media marketing.
- News segments is engaged in broadcasting of news programs.

	Entertainment		News		Others		Total	
	2026	2025	2026	2025	2026	2025	2026	2025
	Rupees							
Revenue								
Advertisement revenue	**3,864,034,426**	4,567,304,096	**1,063,400,847**	1,238,472,217	**170,000,473**	1,335,941,332	**5,097,435,746**	7,141,717,645
Production revenue	**438,761,304**	242,835,633	**1,650,000**	250,000	-	139,472,408	**440,411,304**	382,558,041
Digital revenue	**157,864,455**	139,015,755	**4,839,131**	2,573,354	-	-	**162,703,586**	141,589,109
Subscription revenue	**2,653,530,231**	2,517,983,416	**59,901,621**	2,385,179	**304,510,182**	1,228,568,120	**3,017,942,034**	3,748,936,715
Marketing fee	-	-	-	-	-	5,030,890	-	5,030,890
Film distribution revenue	**4,552,899**	59,021,722	-	-	-	-	**4,552,899**	59,021,722
	7,118,743,315	7,526,160,622	**1,129,791,599**	1,243,680,750	**474,510,655**	2,709,012,750	**8,723,045,569**	11,478,854,122
Cost of production	**(4,335,972,365)**	(4,106,348,898)	**(904,321,145)**	(816,646,491)	**(914,117,560)**	(2,763,076,098)	**(6,154,411,070)**	(7,686,072,487)
Transmission cost	**(248,619,168)**	(326,023,571)	**(41,747,103)**	(41,164,652)	**(71,089,342)**	(114,148,050)	**(361,455,613)**	(481,336,273)
Gross profit	**2,534,151,782**	3,093,787,153	**183,723,351**	385,869,607	**(510,696,247)**	(168,211,398)	**2,207,178,886**	3,311,445,362
Distribution expenses	**(400,673,345)**	(624,948,759)	**(119,649,534)**	(115,762,420)	-	(808,720)	**(520,322,879)**	(741,519,899)
Administrative expenses	**(1,315,194,011)**	(1,283,075,008)	**(233,841,831)**	(269,138,023)	**(48,580,653)**	(66,749,933)	**(1,597,616,495)**	(1,618,962,964)
Segment results	**818,284,426**	1,185,763,386	**(169,768,014)**	969,164	**(559,276,900)**	(235,770,051)	**89,239,512**	950,962,499
Unallocated corporate expenses / income								
Other income							**828,140,028**	702,058,388
Other expenses							**(835,053,613)**	(271,284,618)
Finance cost							**(47,679,537)**	(36,121,348)
Profit before final taxes, minimum tax differential and income tax							**34,646,390**	1,345,614,901
Final taxes							**(25,941,396)**	(14,903,210)
Minimum tax differential							**(131,275,456)**	(154,606,312)
(Loss) / profit before income tax							**(122,570,462)**	1,176,105,379
Income tax							**390,144,461**	59,561,988
Profit for the year							**267,573,999**	1,235,667,367
Other information								
Amortisation	**(7,608,292)**	(7,003,727)	**(7,910,824)**	(510,649)	-	(10,347,593)	**(15,519,116)**	(17,861,969)
Depreciation	**(169,379,485)**	(136,879,781)	**(54,265,399)**	(55,634,070)	**(1,331,802)**	(1,637,781)	**(224,976,686)**	(194,151,632)
Provision for impairment	**178,799**	(83,531,396)	-	-	-	-	**178,799**	(83,531,396)
Segment assets	**4,951,470,399**	3,833,957,015	**1,503,373,278**	1,466,437,219	**276,068,686**	1,928,938,768	**6,730,912,363**	7,229,333,002
Unallocated Assets							**6,858,076,388**	6,899,363,591
Total Assets							**13,588,988,751**	14,128,696,593
Segment liabilities	**1,051,877,288**	1,494,399,080	**247,531,616**	41,337,378	**736,937,856**	761,672,283	**2,036,346,760**	2,297,408,741
Unallocated liabilities							**278,517,016**	268,957,046
Total Liabilities							**2,314,863,776**	2,566,365,787
Segment capital expenditure	**49,288,449**	296,546,368	**70,175,150**	22,388,804	-	2,884,850	**119,463,599**	321,820,022
Unallocated capital expenditure							**97,808,998**	109,265,531
							217,272,597	431,085,553

NOTES TO THE CONSOLIDATED FINANCIAL STATEMENTS FOR THE YEAR ENDED JUNE 30, 2026

39.1 Reconciliation of segment assets, liabilities and capital expenditure to the total assets, liabilities and capital expenditure of the Group is as follows:

		Note	2026	2025
			---------- Rupees	----------
39.1.1	**Segment assets**			
	Allocated segment assets		**6,730,912,363**	7,229,333,002
	Right of use assets		**130,969,568**	124,186,648
	Long term deposits and prepayments	7	**259,703,831**	271,709,201
	Deferred tax asset - net	8	**689,351,160**	253,915,959
	Inventories		**-**	9,579,352
	Advances	11	**393,091,678**	1,142,638,894
	Trade deposits and short term prepayments	12	**76,287,445**	162,356,156
	Other receivables	13	**422,876,578**	250,112,867
	Short term investments	14	**1,628,901,451**	1,511,793,840
	Taxation - net		**512,613,829**	372,888,127
	Cash and bank balances	15	**2,744,280,848**	2,800,182,547
	Total assets		**13,588,988,751**	14,128,696,593
39.1.2	**Segment liabilities**			
	Allocated segment liabilities		**2,036,346,760**	2,297,408,741
	Lease liabilities		**180,357,132**	162,277,075
	Contract liabilities		**90,097,578**	99,872,603
	Unclaimed dividend		**8,062,306**	6,807,368
	Total liabilities		**2,314,863,776**	2,566,365,787
39.1.3	**Segment capital expenditure**			
	Allocated segment capital expenditure		**119,463,599**	321,820,022
	Additions to capital work in progress	4.8	**97,808,998**	109,265,531
	Total capital expenditure		**217,272,597**	431,085,553
39.2	**Geographical information of net sales to external customers**			
	Asia		**5,011,233,502**	7,816,491,109
	Middle East		**104,756,023**	968,554,819
	America		**3,361,875,217**	2,346,895,986
	Canada		**8,131,164**	12,513,037
	United Kingdom		**237,049,663**	334,399,171
			8,723,045,569	11,478,854,122

39.3 Non-current assets of the Group are located in the following countries (domicile country):

Asia	**2,627,312,818**	2,142,137,082
Middle East	**141,085,284**	154,780,599
America	**80,568,069**	24,689,273
	2,848,966,171	2,321,606,954

NOTES TO THE CONSOLIDATED FINANCIAL STATEMENTS FOR THE YEAR ENDED JUNE 30, 2026

39.4 Revenue from four (2025: four) major customers of the Company pertaining to entertainment segment constituted 70% (2025: 66%) of the total revenue during the year.

40 NUMBER OF EMPLOYEES

The total number of employees and average number of employees at year end and during the year respectively are as follows:

	2026	2025
	---------- Number ----------	
Total employees	**817**	811
Average employees for the year	**808**	788

41 GENERAL

41.1 Corresponding figures have been reclassified / rearranged wherever necessary for better presentation. However, there are no material reclassifications to report in these consolidated financial statements.

41.2 Figures have been rounded off to the nearest Rupee.

41.3 Subsequent to the reporting date, the Board of Directors in its meeting held on October 5, 2026 has proposed a final cash dividend of Rs. 0.5/- per share (2025: nil) for the approval of the members at the Annual General Meeting to be held on October 28, 2026. The financial statements for the year ended June 30, 2026 do not include the effect of the proposed final cash dividend which will be accounted for in the financial statements for the year ending June 30, 2027.

42 DATE OF AUTHORISATION

These financial statements have been authorised for issue on October 05, 2026 by the Board of Directors of the Holding Company.

DURAID QURESHI	SULTANA SIDDIQUI	MUHAMMAD ABBAS HUSSAIN
Chief Executive	Chairperson & Director	Chief Financial Officer

THIS PAGE IS INTENTIONALLY LEFT BLANK

www.jamapunji.pk

Jama Punji
سرمایہ کاری سمجھداری کے ساتھ

Be aware, Be alert, Be safe

Learn about investing at www.jamapunji.pk

Key features:

- Licensed Entities Verification
- Scam meter*
- Jamapunji games*
- Tax credit calculator*
- Company Verification
- Insurance & Investment Checklist
- FAQs Answered
- Stock trading simulator (based on live feed from KSE)
- Knowledge center
- Risk profiler*
- Financial calculator
- Subscription to Alerts (event notifications, corporate and regulatory actions)
- Jamapunji application for mobile device
- Online Quizzes

jamapunji.pk @jamapunji_pk

*Mobile apps are also available for download for android and ios devices

Jama Punji is an Investor Education Initiative of Securites and Exchange Commission of Pakistan

FORM OF PROXY

The Company Secretary,
HUM NETWORK LIMITED
22nd Annual GENERAL MEETING
Karachi

I, _____ S/o._____ , holder of CNIC No. _____ Resident of _____, being member of HUM NETWORK LIMITED, holding _____ ordinary shares as per Registered Folio / CDS Account No. _____ hereby appoint _____, resident of _____ or failing him/ her Mr./Ms. _____of _____ (full address) who is/are also member(s) of the Company, as my / our proxy to attend, act and vote for me/ us and on my / our behalf at Annual General Meeting (AGM) of the Company to be held on Wednesday, 28th day of October, 2026 at 3:00 pm at Ground Floor BRR Tower, Hasan Ali Street off I.I. Chundrigar Road Karachi and / or any Adjoumment thereof.

As witness my / our hand / seal this _____ day of _____2026.

Signed by _____ in the presence of;

Witness:

1. Name:

   Signature_____

   Address: _____

   _____

   CNIC or Passport No.:

   _____

2. Name:

   Signature_____

   Address: _____

   _____

   CNIC or Passport No.:

   _____

Note:

1. The proxy form, duly completed and signed, must be received at the Registered Office of the Company, HUM Network Limited, Plot No. 10/11, Hassan Ali Street, Off. I.I. Chundrigar Road, Karachi.
2. All members are entitled to attend and vote at the meeting.
3. A member eligible to attend and vote at the Meeting may appoint another member as his/her proxy to attend, and vote instead of him/her.
4. An instrument of proxy applicable for the meeting is being provided with the notice sent to members. Further copies of the instrument of proxy may be obtained from the registered office of the Company during normal office hours
5. An instrument of proxy and the power of attorney or other authority (if any), under which it is signed or a not airly certified copy of such power or authority must, to be valid, be deposited at the registered office not less than 48 hours before the time of the meeting.
6. If a member appoints more than one proxy and more than one instruments of proxy are deposited by a member with the company, all such instruments of proxy shall be rendered invalid.
7. Members are requested to notify any changes in their addresses immediately.
8. CDC account holders will further have to follow the under mentioned guidelines as laid down in circular 1, dated January 26, 2000 issued by the Securities & Exchange Commission of Pakistan.

For CDC Account Holders/Corporate Entities:

In addition to above, the following requirements have to be met:

i) The proxy form shall be witnessed by two (2) persons whose names, addresses and CNIC numbers shall be mentioned on the form.
ii) Attested copies of CNIC or passport of the beneficial owners and the proxy shall be furnished with the proxy form.
iii) The proxy shall produce his original CNIC or original passport at the time of meeting.
iv) In case of corporate entity, the Board of Directors' resolution / power of attorney with specimen signature shall be submitted (unless it has been provided earlier) along with proxy form to the Company.

پراکسی فارم

کمپنی سیکریٹری،
ہم نیٹ ورک لمیٹڈ
۲۲ویں سالانہ جنرل میٹنگ،
کراچی۔

میں _____ ولد _____، شناختی کارڈ نمبر _____، ساکن _____، بطور ممبر ہم نیٹ ورک لمیٹڈ، حامل _____ عارضی شیئرز رجسٹرڈ فولیو/سی ڈی سی اکاؤنٹ نمبر _____ جناب _____، ساکن _____ (مکمل پتہ) کا تقرر کرتا ہوں جو کہ اس کمپنی کے ممبر بھی ہیں یہ میری جانب سے کمپنی کی سالانہ جنرل میٹنگ میں شرکت کر کے ووٹ دے سکتے ہیں جس کا انعقاد بروز بدھ ۲۸ اکتوبر ۲۰۲۶ء کو شام ۳ بجے گراؤنڈ فلور بی آر آر ٹاور، حسن علی اسٹریٹ آف آئی آئی چندریگر روڈ، کراچی میں ہوگا۔

بطور گواہ میں اپنے دستخط/مہر بتاریخ _____ ۲۰۲۶ء ثبت کرتا ہوں۔
میں _____ نے درج ذیل کی موجودگی میں دستخط کیے ہیں۔

گواہ:

۱۔ نام: _____	۲۔ نام: _____
دستخط: _____	دستخط: _____
پتہ: _____	پتہ: _____
_____	_____
شناختی کارڈ/پاسپورٹ نمبر: _____	شناختی کارڈ/پاسپورٹ نمبر: _____

نوٹ:

۱۔ پراکسی فارم کو مکمل اور دستخط کر کے کمپنی کے رجسٹرڈ آفس ہم نیٹ ورک لمیٹڈ، پلاٹ نمبر ۱۰/۱۱، حسن علی اسٹریٹ، آف آئی آئی چندریگر روڈ، کراچی میں وصول کیے جائیں گے۔
۲۔ تمام ممبران میٹنگ میں حاضر ہو کر ووٹ دینے کا حق رکھتے ہیں۔
۳۔ مجاز ممبر میٹنگ میں حاضر ہو کر ووٹ دے سکتا ہے اور اپنی جانب سے میٹنگ میں شرکت کرنے اور ووٹ دینے کیلئے کسی بھی دیگر ممبر کا پراکسی کے طور پر تقرر کر سکتا ہے۔
۴۔ پراکسی کی سادہ دستاویز میٹنگ میں قابل استعمال ہے جو کہ نوٹس کے ساتھ فراہم کی جا رہی ہے۔ پراکسی دستاویز کی مزید کاپیاں اوقات کار کے دوران کمپنی کے رجسٹرڈ آفس سے حاصل کی جا سکتی ہیں۔
۵۔ مکمل کردہ پراکسی دستاویز اور پاور آف اٹارنی یا دیگر اختیارات (اگر کوئی ہوں) جس کے تحت اس پر دستخط کر کے نوٹری سے تصدیق شدہ کاپی بابت پاور یا اتھارٹی قابل قبول ہوگی جسے میٹنگ کے وقت سے ۴۸ گھنٹے قبل رجسٹرڈ آفس میں داخل کیا جائے گا۔ ممبر کے شناختی کارڈ یا پاسپورٹ اور پراکسی کی کاپیاں پراکسی فارم کے ساتھ فراہم کی جائیں گی۔
۶۔ اگر کوئی ممبر ایک سے زائد پراکسی کا تقرر کرتا ہے اور ایک سے زائد دستاویزات کمپنی میں داخل کرتا ہے تو ایسی دستاویزات کو غیر موثر تصور کیا جائے گا۔
۷۔ ممبران سے درخواست ہے کہ وہ اپنے پتہ میں کسی بھی تبدیلی کی صورت میں فوری طور پر مطلع کریں۔
۸۔ سی ڈی سی اکاؤنٹ ہولڈرز کو ہدایت کی جاتی ہے کہ وہ سیکیورٹیز اینڈ ایکسچینج کمیشن آف پاکستان کے سرکلر ۱ مورخہ ۲۶ جنوری ۲۰۰۰ء میں دی گئی ہدایات پر عمل کریں۔

سی ڈی سی اکاؤنٹ ہولڈر/کارپوریٹ کیلئے:

مذکورہ بالا کے علاوہ درج ذیل پر بھی عمل کرنا ہوگا:

۱۔ پراکسی فارم پر دو افراد گواہ ہونگے جن کے نام، پتے اور شناختی کارڈ نمبرز فارم پر درج کیے جائیں گے۔
۲۔ شناختی کارڈ یا پاسپورٹ کی تصدیق شدہ کاپیاں پراکسی فارم کے ساتھ منسلک کی جائیں گی۔
۳۔ پراکسی اصل شناختی کارڈ یا اصل پاسپورٹ کے ساتھ میٹنگ کے وقت پیش کرنا ہوگا۔
۴۔ کارپوریٹ کی موجودگی میں بورڈ آف ڈائریکٹرز کی قرارداد/پاور آف اٹارنی بمعہ نمونے کے دستخط کے ساتھ پراکسی فارم کمپنی میں جمع کرائے جائیں گے۔

HUM NETWORK LIMITED

KARACHI OFFICE

Building No. 10/11,
Hassan Ali Street,
Off I.I. Chundrigar Road
Karachi-74000.

UAN: 111-486-111
Fax: +92-21-32631676

ISLAMABAD OFFICE

Plot # 2A, Sector G-6/1-1
Khayaban-e-Suharwardy
Road Aabpara,
Islamabad. 44000
Ph: +92-51-8777000

LAHORE OFFICE

24-A,
Masson Road,
Lahore. 54000
Ph: +92-51-8777000

www.humnetwork.tv
www.hum.tv
www.humnews.pk
www.masala.tv
www.tensportstv.com

humtvpakistan
humtfilms
humnewspakistan
masalatvmagazine
tensportspakistanofficial