

Date: April 25, 2018

**The General Manager
Pakistan Stock Exchange Limited
Stock Exchange Building
Stock Exchange Road
Karachi.**

Subject: Financial Results for the Quarter Ended March 31, 2018

Dear Sir,

We have to inform you that the Board of Directors of TPL Insurance Limited in their meeting held on April 24, 2018 at 03:00 PM at 12th Floor, Centrepont, Off Shaheed-e-Millat Expressway, Near KPT Interchange Flyover, Karachi, recommended the following:

(i) CASH DIVIDEND

No cash dividend announced by the Board.

AND/OR

(ii) BONUS SHARES

No Bonus shares recommended by the Board

AND/OR

(iii) RIGHT SHARES

No Right shares recommended by the Board

AND/OR

(iv) ANY OTHER ENTITLEMENT/CORPORATE ACTION

No other entitlement recommended by the Board

AND/OR

(v) ANY OTHER PRICE-SENSITIVE INFORMATION

The financial results of the Company are as enclosed:

Yours Sincerely,



Danish Qazi
Company Secretary


TPL Insurance Ltd.

11th & 12th Floor, Center Point Building off Shaheed-e-Millat Expressway, Adjacent KPT Interchange, Karachi Postal Code 74900
PABX (021) 34322555 Fax: (021) 35316031-35316032 www.tplinsurance.com

TPL INSURANCE LIMITED
CONDENSED INTERIM STATEMENT OF COMPREHENSIVE INCOME (UNAUDITED)
FOR THE THREE MONTHS PERIOD ENDED 31 MARCH 2018


	Note	2018	2017
		----- (Rupees) -----	
Net insurance premium	9	322,070,244	331,843,668
Net Insurance claims	10	(156,382,639)	(139,928,927)
Net commission expense	11	(29,256,009)	(28,458,533)
Insurance claims and commission expense		(185,638,648)	(168,387,460)
Management expenses		(113,690,888)	(99,663,296)
Underwriting results		22,740,708	63,792,912
Investment income		14,412,828	3,430,656
Other income		44,802,952	42,475,301
Other expenses		(77,449,334)	(74,011,644)
Results of operating activities		4,507,154	35,687,225
Financial charges		(321,414)	-
Profit before tax from General Insurance Operations		4,185,740	35,687,225
Profit / (Loss) before tax from Window Takaful Operations		(8,661,998)	13,300,982
Profit / (Loss) before tax for the period		(4,476,258)	48,988,207
Income tax expense		(5,549,177)	(17,186,862)
Profit / (Loss) after tax		(10,025,435)	31,801,345
Other comprehensive income:			
Unrealised gains / (loss) on available-for-sale investments during the period		10,728,986	(2,008,529)
Less: net loss transferred to profit and loss on disposal / redemption of investment		(3,048,460)	-
		7,680,526	(2,008,529)
Related tax impact		(2,304,158)	622,644
Other comprehensive income / (loss) for the period		5,376,368	(1,385,885)
Total comprehensive income for the period		(4,649,067)	30,415,460
Earning (after tax) per share - Rupees	12	(0.13)	0.42


Director


Director


Chief Financial Officer


Chief Executive Officer



Chairman


TPL DIRECT INSURANCE LIMITED - WINDOW TAKAFUL OPERATIONS
CONDENSED INTERIM STATEMENT OF COMPREHENSIVE INCOME (UNAUDITED)
FOR THE THREE MONTHS PERIOD ENDED 31 MARCH 2018

	2018	2017
	------(Rupees)-----	
Participants' Takaful Fund		
Net takaful contribution	7 233,649,636	174,317,832
Net takaful claims	8 (111,521,290)	(94,072,626)
Wakala fee	10 (91,566,807)	(75,498,700)
Direct expenses	(34,961,667)	(26,783,333)
Underwriting result	(4,400,128)	(22,036,827)
Investment income		
net of mudarib's fee of Rs. 0.78 (2017: Rs. 1.26) million	1,943,004	2,970,337
Deficit for the period	(2,457,124)	(19,066,490)
Other comprehensive income :		
-Unrealised gain on available-for-sale investments	7,464,876	-
Total other comprehensive income	7,464,876	-
Total comprehensive income/ (loss) for the period	5,007,752	(19,066,490)

Operator's Fund


Wakala fee	10 91,566,807	75,498,700
Net commission expense	9 (21,455,606)	(6,546,942)
Management expenses	(50,673,497)	(32,298,608)
	19,437,704	36,653,150
Investment income including		
net of mudarib's fee of Rs. 0.78 (2017: Rs. 1.26) million	2,010,391	2,610,672
	21,448,095	39,263,822
Other expenses	(30,110,093)	(25,962,840)
Profit / (Loss) before taxation	(8,661,998)	13,300,982
Taxation - net	(1,062,863)	(4,123,304)
Profit / (Loss) after tax for the period	(9,724,861)	9,177,678
Other comprehensive income	-	-
Total comprehensive income for the period	(9,724,861)	9,177,678


Director


Director


Chief Financial Officer


Chief Executive Officer


Chairman