

Date: August 13, 2018

**The General Manager
Pakistan Stock Exchange Limited
Stock Exchange Building
Stock Exchange Road
Karachi.**

Subject: Financial Announcement for Quarter ended June 30, 2018

Dear Sir,

We have to inform you that the Board of Directors of TPL Insurance Limited in their meeting held on August 11, 2018 at 11:00 AM at 12th Floor, Centrepont, Off Shaheed-e-Millat Expressway, Near KPT Interchange Flyover, Karachi, recommended the following:

(i) CASH DIVIDEND

No cash dividend announced by the Board.

AND/OR

(ii) BONUS SHARES

An interim bonus shares for the quarter ended June 30, 2018 at 1.3 shares per 10 shares i.e. 13%

AND/OR

(iii) RIGHT SHARES

No Right shares recommended by the Board

AND/OR

(iv) ANY OTHER ENTITLEMENT/CORPORATE ACTION


No other entitlement recommended by the Board

AND/OR

(v) ANY OTHER PRICE-SENSITIVE INFORMATION

N/A

Yours Sincerely,




**Danish Qazi
Company Secretary**


TPL Insurance Ltd.


11th & 12th Floor, Center Point Building off Shaheed-e-Millat Expressway, Adjacent KPT Interchange, Karachi Postal Code 74900
PABX (021) 34322555 Fax: (021) 35316031-35316032 www.tplinsurance.com

TPL INSURANCE LIMITED - WINDOW TAKAFUL OPERATIONS
CONDENSED INTERIM STATEMENT OF COMPREHENSIVE INCOME (UNAUDITED)
FOR THE SIX MONTHS PERIOD ENDED 30 JUNE 2018

	For the three months period ended		For the six months period ended	
	2018	2017	30 June 2018	30 June 2017
	------(Rupees)-----			
Participants' Takaful Fund				
Gross takaful contribution	245,603,451	186,476,255	479,253,087	360,794,087
Net takaful claims	(130,798,382)	(83,658,137)	(242,319,672)	(177,730,763)
Wakala fee	(86,284,994)	(80,397,758)	(177,851,801)	(155,896,458)
Direct expenses	(42,356,666)	(31,507,500)	(77,318,333)	(58,290,833)
Underwriting result	(13,836,591)	(9,087,140)	(18,236,719)	(31,123,967)
Investment income net of mudarib's fee of Rs. 1.27 (2017: Rs. 2.21) million	1,024,403	(3,290,162)	2,967,407	(319,825)
Deficit for the period	(12,812,188)	(12,377,302)	(15,269,312)	(31,443,792)
Other comprehensive income :				
Unrealised gain / (loss) on available-for-sale investments	(5,390,808)	(2,168,004)	2,074,068	(2,168,004)
Loss transferred to profit for the year upon sale / redemption of available-for-sale	-	2,333,081	-	2,333,081
Total other comprehensive income	(5,390,808)	165,077	2,074,068	165,077
Total comprehensive loss for the period	(18,202,996)	(12,212,225)	(13,195,244)	(31,278,715)
Operator's Fund				
Wakala fee	86,284,994	80,397,758	177,851,801	155,896,458
Net commission expense	(23,657,370)	(9,817,805)	(45,112,976)	(16,364,747)
Management expenses	(76,420,781)	(55,296,017)	(127,094,278)	(87,594,625)
	(13,793,157)	15,283,936	5,644,547	51,937,086
Investment income including fee of Rs. 1.27 (2017: Rs. 2.21) million	794,211	2,332,689	2,804,602	4,943,361
	(12,998,946)	17,616,625	8,449,149	56,880,447
Other expenses	(12,274,928)	5,089,109	(42,385,021)	(20,873,731)
(Loss) / Profit before taxation	(25,273,874)	22,705,734	(33,935,872)	36,006,716
Taxation - net	(1,195,342)	(6,678,711)	(2,258,205)	(10,802,015)
(Loss) / Profit after tax for the period	(26,469,216)	16,027,023	(36,194,077)	25,204,701
Other comprehensive income	-	-	-	-
Total comprehensive (loss) / income for the period	(26,469,216)	16,027,023	(36,194,077)	25,204,701


 Director


 Director


 Chairman



 Chief Financial Officer

TPL Insurance Ltd.

11th & 12th Floor, Center Point Building off Shaheed-e-Millat Expressway, Adjacent KPT Interchange, Karachi Postal Code 74900
 PABX (021) 34322555 Fax: (021) 35316031-35316032 www.tplinsurance.com


TPL INSURANCE LIMITED
CONDENSED INTERIM STATEMENT OF COMPREHENSIVE INCOME (UNAUDITED)
FOR THE SIX MONTHS PERIOD ENDED 30 JUNE 2018

	For the three months period ended		For the six months period ended	
	30 June 2018	30 June 2017	30 June 2018	30 June 2017
	------(Rupees)-----			
Net insurance premium	317,687,368	334,301,533	639,757,612	666,145,201
Net Insurance claims	(101,946,154)	(139,879,504)	(258,328,793)	(279,808,431)
Net commission expense	(33,120,499)	(27,985,454)	(62,376,508)	(56,443,987)
Insurance claims and commission expense	(135,066,653)	(167,864,958)	(320,705,301)	(336,252,418)
Management expenses	(130,812,843)	(137,337,809)	(244,503,731)	(237,001,105)
Underwriting results	51,807,872	29,098,766	74,548,580	92,891,678
Investment income	3,433,140	(1,659,698)	17,845,968	9,547,885
Other income	58,981,021	37,535,439	103,783,973	72,233,813
Other expenses	(56,840,774)	(24,354,104)	(134,290,108)	(98,304,462)
Results of operating activities	57,381,259	40,620,403	61,888,413	76,368,914
Total comprehensive (loss) for the period				
Financial charges	(548,038)	(122,389)	(869,452)	(183,675)
Profit before tax from General Insurance Operations	56,833,221	40,498,014	61,018,961	76,185,239
(Loss) / Profit before tax from Window Takaful Operations	(25,273,874)	22,705,734	(33,935,872)	36,006,716
Profit before tax for the period	31,559,347	63,203,748	27,083,089	112,191,955
Income tax expense	(8,418,302)	(19,416,831)	(13,967,479)	(36,603,693)
Profit after tax	23,141,045	43,786,917	13,115,610	75,588,262
Other comprehensive income:				
Unrealised loss on available-for-sale investments during the period - net	(21,782,012)	(14,172,935)	(11,053,026)	(14,172,935)
Less: net (gain) / loss transferred to profit and loss on disposal / redemption of investment	(1,971,283)	10,213,264	(5,019,743)	10,213,264
	(23,753,295)	(3,959,671)	(16,072,769)	(3,959,671)
Related tax impact	6,198,685	1,187,901	3,894,527	1,187,901
Other comprehensive income for the period	(17,554,610)	(2,771,770)	(12,178,242)	(2,771,770)
Total comprehensive income for the period	5,586,435	41,015,147	937,368	72,816,492
Earning (after tax) per share - Rupees	0.28	0.53	0.16	0.91


Director


Director


Chairman


Chief Financial Officer

TPL Insurance Ltd.

11th & 12th Floor, Center Point Building off Shaheed-e-Millat Expressway, Adjacent KPT Interchange, Karachi Postal Code 74900
PABX (021) 34322555 Fax: (021) 35316031-35316032 www.tplinsurance.com