



# Mandviwalla MAUSER Plastic Industries Limited

April 16, 2020

The General Manager,  
Pakistan Stock Exchange Limited,  
Stock Exchange Building,  
Stock Exchange Road,  
Karachi.

Subject: Financial Results for the Quarter ended September 30, 2019 & Half Year ended December 2019



Dear Sir,

We have to inform you that the Board of Directors of our Company at its meeting held on April 16, 2020 at 12:00 noon, at its registered office situated at Mandviwalla Building, Old Queens Road, Karachi, recommended the following:

1. Quarterly Financial Statements (unaudited) for the period ended 30 September 2019.
  2. Half Yearly Financial Statements (reviewed) for the period ended 31 December 2019
- |       |  |     |
|-------|--|-----|
| (i)   | CASH DIVIDEND                            | NIL |
| (ii)  | BONUS SHARES                             | NIL |
| (iii) | RIGHT SHARES                             | NIL |
| (iv)  | ANY OTHER ENTITLEMENT / CORPORATE ACTION | NIL |

The financial results of the Company are attached

Yours Sincerely,

  
  
Hina Ambreen  
Company Secretary







# Mandviwalla MAUSER Plastic Industries Limited

## Financial Result Mandviwalla MAUSER Plastic Industries Limited For the First Quarter Ended September 30, 2019

	Note	Sept. 30 2019 Rupees	Sept. 30 2018 Rupees
Sales - net		-	-
Cost of goods sold	6	(5,632,672)	(1,254,562)
<b>Gross profit</b>		<b>(5,632,672)</b>	<b>(1,254,562)</b>
<b>Operating expenses</b>			
Administrative expenses		2,233,048	84,788
Selling and distribution expenses		-	-
		(2,233,048)	(84,788)
Operating profit/(loss)		(7,865,720)	(1,339,350)
Other income		-	-
		(7,865,720)	(1,339,350)
Financial and other charges		(2,543)	(150)
Profit/(loss) before taxation		(7,868,263)	(1,339,500)
Taxation		-	-
Profit/(loss) after taxation		<b>(7,868,263)</b>	<b>(1,339,500)</b>
Earnings per share - basic		<b>(1.07)</b>	<b>(0.18)</b>

Yours Sincerely,

  
Hina Ambreen  
Company Secretary







# Mandviwalla MAUSER Plastic Industries Limited

Financial Result - Mandviwalla MASUSER Plastic Industries Limited  
FOR THE HALF YEAR ENDED DECEMBER 31, 2019

	Note	Half year ended		Quarter ended	
		December 31, 2019' Rupees	December 31, 2018' Rupees	December 31, 2019' Rupees	December 31, 2018' Rupees
Sales – net		-	-	-	-
Cost of goods sold	7	13,016,424	2,587,245	7,383,752	998,527
<b>Gross profit / (loss)</b>		(13,016,424)	(2,587,245)	(7,383,752)	(998,527)
<b>Operating expenses</b>					
Administrative expenses		4,690,030	641,073	2,456,982	428,379
Selling and distribution expenses		-	-	-	-
		(4,690,030)	(641,073)	(2,456,982)	(428,379)
Other income		-	-	-	-
Operating profit/(loss)		(17,706,454)	(3,228,318)	(9,840,734)	(1,426,906)
Financial and other charges		(4,650)	(539)	(2,107)	-
Profit/(loss) before taxation		(17,711,104)	(3,228,857)	(9,842,841)	(1,426,906)
Taxation		-	-	-	-
Profit/(loss) after taxation		(17,711,104)	(3,228,857)	(9,842,841)	(1,426,906)
<b>Earnings per share - basic</b>		<b>(2.41)</b>	<b>(0.44)</b>	<b>(1.34)</b>	<b>(0.19)</b>

Yours Sincerely,

Hina Ambreen  
Company Secretary

