



Sunrays Textile Mills Ltd. FORM - 7

May 18, 2020
STML/50/2020(KHI)

The General Manager
Pakistan Stock Exchange Limited.
Stock Exchange building
Stock Exchange Road
Karachi.

Fax No. 111-573-329

Sub: Financial Results for the period ended March 31, 2020

Dear Sir,

We have to inform you that the Board of Directors of Sunrays Textile Mills Limited, in their meeting held at 11:00 a.m. on May 18, 2020 (Monday) recommended the following:

CASH DIVIDEND	Nil
BONUS SHARES	Nil
RIGHT SHARES	Nil
ANY OTHER ENTITLEMENT / CORPORATE ACTION	Nil
ANY OTHER PRICE SENSITIVE INFORMATION	Nil

The Third Quarterly results are approved by the Board of Directors of the Company is appended as Annexure-A.

You may please inform the members of the Exchange accordingly.

Thanking you

Director

5th Floor, Office No.508 Beaumont Plaza, Beaumont Road, Civil Lines Quarters, Karachi, Pakistan.

Tel # (92-21) 111-404-404 & 5693641 to 5693660(20 Lines). Fax # (92-21) 5693593 & 5693594
E-mail: info@indus-group.com & indus@fascom.com

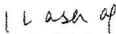
ANNEX TO B - A


CONDENSED INTERIM PROFIT AND LOSS ACCOUNT (UNAUDITED)
For The Nine Month Ended March 31, 2020

Note	...Nine months ended...		...Three month period ended...	
	March 31, 2020	March 31, 2019	March 31, 2020	March 31, 2019
	----- Rupees -----			
Sales	5,177,150	4,329,641	1,735,417	1,471,782
Cost of goods sold	(4,407,748)	(3,604,466)	(1,516,320)	(1,282,186)
Gross profit	769,402	725,175	219,097	189,595
Profit/(loss) on other operations	-	(140)	-	(644)
	769,402	725,035	219,097	188,952
Distribution expenses	(65,310)	(54,656)	(24,205)	(19,724)
Administrative expenses	(103,051)	(100,122)	(33,504)	(28,181)
Other operating expenses	(44,529)	(40,999)	(13,833)	743
Finance cost	(43,603)	(155,563)	(13,871)	(64,726)
Other income/(loss)	12,553	6,103	(14,583)	1,729
	(243,941)	(345,238)	(99,996)	(110,159)
Profit before taxation	525,461	379,797	119,101	78,793
Provision for taxation	(68,043)	(29,228)	(17,031)	(3,816)
Profit for the period	457,418	350,569	102,070	74,977
Other comprehensive income	-	-	-	-
Total comprehensive income	457,418	350,569	102,070	74,977
Earnings per share - basic and diluted	66.29	50.81	14.79	10.87

The annexed selected notes from 1 to 10 form an integral part of this condensed interim financial information.



Shabbir Kausar
Chief Financial Officer


Kashif Riaz
Chief Executive


Mian Riaz Ahmed
Chairman

6

Sunrays Textile Mills Ltd


Director