

September 1, 2020

The General Manager,
Pakistan Stock Exchange Ltd.,
Stock Exchange Building,
Stock Exchange Road,
Karachi.

Dear Sir,

**FINANCIAL RESULTS FOR THE HALF YEAR
ENDED JUNE 30, 2020**


We have to inform you that the Board of Directors of National Bank of Pakistan in its meeting held at **10:00 a.m.** on **Tuesday, the September 1, 2020**, has not recommended any Cash Dividend, Bonus issue / Right Shares or any other entitlement. The financial results of the Bank for the half year ended June 30, 2020 are enclosed.

The Quarterly Report of the Company for the period ended June 30, 2020 will be transmitted through PUCARS separately.

Yours faithfully,



(Abdul Wahid Sethi)
SEVP / Chief Financial Officer




(S.M. Ali Zamin)
Secretary (Board)

Encl: (a.a.)

NATIONAL BANK OF PAKISTAN
UNCONSOLIDATED CONDENSED INTERIM PROFIT AND LOSS ACCOUNT (UN-AUDITED)
FOR THE HALF YEAR ENDED JUNE 30, 2020


	Quarter ended		Half year ended	
	June 30, 2020	June 30, 2019	June 30, 2020	June 30, 2019
----- Rupees in '000 -----				
Mark-up / return / interest earned	72,721,670	51,897,045	145,258,636	97,689,973
Mark-up / return / interest expensed	40,852,587	31,796,622	96,815,107	62,126,456
Net mark-up / return / interest income	31,869,083	20,100,423	48,443,529	35,563,517
NON MARK-UP / INTEREST INCOME				
Fee and commission income	4,216,904	5,811,149	8,723,923	9,835,961
Dividend income	648,267	710,761	1,032,328	1,728,716
Foreign exchange income	1,958,625	1,660,707	2,698,964	3,517,884
Gain on securities - net	1,973,847	257,713	3,335,162	342,032
Other income	1,247,403	1,496,648	2,550,548	2,779,125
Total non-mark-up / interest income	10,045,046	9,936,978	18,340,925	18,203,718
Total income	41,914,129	30,037,401	66,784,454	53,767,235
NON MARK-UP / INTEREST EXPENSES				
Operating expenses	15,719,109	15,060,270	29,250,357	27,800,889
Workers welfare fund	-	-	-	-
Other charges	14,578	84,375	293,238	91,171
Total non-markup / interest expenses	15,733,687	15,144,645	29,543,595	27,892,060
Profit before provisions	26,180,442	14,892,756	37,240,859	25,875,175
Provisions and write offs - net	11,580,825	3,235,089	15,638,432	5,490,000
PROFIT BEFORE TAXATION	14,599,617	11,657,667	21,602,427	20,385,175
Taxation	3,528,189	4,740,136	6,412,058	9,284,161
PROFIT AFTER TAXATION	11,071,428	6,917,531	15,190,369	11,101,014
----- Rupees -----				
Earnings per share - basic and diluted	5.20	3.25	7.14	5.22



Abdul Wahid Sethi
Chief Financial Officer


Abdul Rahim
EVP / Divisional Head

NATIONAL BANK OF PAKISTAN
CONSOLIDATED CONDENSED INTERIM PROFIT AND LOSS ACCOUNT (UN-AUDITED)
FOR THE HALF YEAR ENDED JUNE 30, 2020

	Quarter ended		Half year ended	
	June 30, 2020	June 30, 2019	June 30, 2020	June 30, 2019
----- Rupees in '000 -----				
Mark-up / return / interest earned	72,788,477	51,952,156	145,393,598	97,786,919
Mark-up / return / interest expensed	40,841,155	31,790,015	96,807,886	62,115,159
Net mark-up / return / interest income	31,947,322	20,162,141	48,585,712	35,671,760
NON MARK-UP / INTEREST INCOME				
Fee and commission income	4,427,954	6,166,992	9,313,718	10,565,043
Dividend income	636,251	710,761	1,020,312	1,728,716
Foreign exchange income	2,022,930	1,770,411	2,828,022	3,670,695
Gain on securities - net	2,000,357	251,919	3,328,867	353,826
Share of loss from joint venture - net of tax	(208,763)	(23,176)	(217,623)	(39,191)
Share of (loss) / profit from associates - net of tax	67,633	(54,794)	(62,966)	(29,371)
Other income	1,243,345	1,535,415	2,544,203	2,817,432
Total non-mark-up / interest income	10,189,707	10,357,528	18,754,533	19,067,150
Total income	42,137,029	30,519,669	67,340,245	54,738,910
NON MARK-UP / INTEREST EXPENSES				
Operating expenses	15,985,078	15,506,332	29,873,564	28,645,509
Workers welfare fund	-	-	-	-
Other charges	14,624	84,776	294,452	93,374
Total non-markup / interest expenses	15,999,702	15,591,108	30,168,016	28,738,883
Profit before provisions	26,137,327	14,928,561	37,172,229	26,000,027
Provisions and write offs - net	11,610,877	3,046,440	15,581,459	5,259,684
PROFIT BEFORE TAXATION	14,526,450	11,882,121	21,590,770	20,740,343
Taxation	3,553,583	4,780,816	6,479,356	9,361,392
PROFIT AFTER TAXATION	10,972,867	7,101,305	15,111,414	11,378,951
Attributable to:				
Shareholders of the Bank	10,946,729	7,096,982	15,066,590	11,352,984
Non-controlling interest	26,138	4,323	44,824	25,967
	10,972,867	7,101,305	15,111,414	11,378,951
----- Rupees -----				
Earnings per share - basic and diluted	5.15	3.34	7.08	5.34


Abdul Wahid Sethi
Chief Financial Officer


Abdul Rahim
EVP / Divisional Head