



October 22, 2020

The General Manager
Pakistan Stock Exchange Limited
Stock Exchange Building,
Stock Exchange Road,
Karachi.

UNDER SEALED COVER

Subject: **Financial Results for the quarter ended September 30, 2020**

Dear Sir,

We have to inform you that the Board of Directors in their Meeting held on today, October 22, 2020 recommended the following:

- (i) Cash Dividend (Interim)
Nil
- (ii) Bonus Shares
Nil
- (iii) Right Shares
Nil
- (iv) Any other Entitlement / Corporate Action
N/A
- (v) Any other price-sensitive information
N/A

The financial results of the Company are enclosed herewith.

The Quarterly Accounts of the Company will be transmitted through PUCARS to the Exchange within 30 days of the close of the Quarter. These accounts can also be viewed at our website www.otsuka.pk.

Yours faithfully,


Chief Executive

Encl.: As mentioned above


Otsuka Pakistan Ltd.


Head Office : 30-B, Sindhi Muslim Co-operative Housing Society, Karachi-74400, Pakistan. Phones : (+9221) 3452 8651-54 Fax: (+9221) 3454 9857 URL www.otsuka.pk
Factory : No. F/4-9, Hub Industrial Trading Estate, Distt. Lasbella, Balochistan, Pakistan. Phones: (+92853) 302363, 303218, 303517, 304395-97 Fax: (+92853) 364057


OTSUKA PAKISTAN LIMITED
 CONDENSED INTERIM STATEMENT OF PROFIT OR LOSS (UNAUDITED)
 FOR THE QUARTER ENDED SEPTEMBER 30, 2020

	Note	Sep, 30 2020 ----- Rupees in '000 -----	Sep, 30 2019
Net sales	9	611,156	534,104
Cost of sales		<u>(426,108)</u>	<u>(385,835)</u>
Gross profit		185,048	148,269
Selling and distribution expenses		(68,815)	(74,047)
Administrative and general expenses		<u>(25,869)</u>	<u>(25,632)</u>
		90,364	48,590
Other income		6,516	17,812
		96,880	66,402
Other expenses		<u>(15,423)</u>	<u>(4,644)</u>
Operating income		81,457	61,758
Finance cost		<u>(7,360)</u>	<u>(20,404)</u>
Profit for the period before taxation		74,097	41,354
Taxation - net		<u>(31,029)</u>	<u>(15,740)</u>
Profit for the period after taxation		<u>43,068</u>	<u>25,614</u>
		----- Rupees -----	
Earnings per share - basic and diluted		<u>3.56</u>	<u>2.12</u>

The annexed notes 1 to 16 form an integral part of this condensed interim financial information.


 Chief Executive Officer


 Director


 Chief Financial Officer

