

**1st Quarter Report  
September 30  
2020**

**DANDOT CEMENT COMPANY LIMITED**

## CONTENTS

---

Company Information	3
Directors' Report to the Shareholders	4
Condensed Statement of Financial Position	6
Condensed Interim Statement of Profit or Loss	8
Condensed Interim Statement of Comprehensive Income	9
Condensed Interim Statement of Cash Flows	10
Condensed Interim Statement of Changes in Equity	11
Notes to the Condensed Interim Financial Statements	12
Directors' Report to the Shareholders (Urdu)	18

---

***This page is left intentionally blank***

## COMPANY INFORMATION

---

### Board of Directors (BOD)

Taha Muhammad Naseem	Chief Executive
Muhammad Farooq Naseem	Chairman of BOD
Mrs. Roohi Farooq Naseem	
Zaka Muhammad Naseem	
Hamid Mahmood	
Murtaza Yousaf Mandviwala	
Shafqaat Ahmed	

### Audit Committee

Shafqaat Ahmed	Member / Chairman / Secretary
Muhammad Farooq Naseem	Member
Hamid Mahmood	Member

### Human Resources & Remuneration Committee

Murtaza Yousaf Mandviwala	Member / Chairman
Muhammad Farooq Naseem	Member
Taha Muhammad Naseem	Member

### Chief Financial Officer

Muhammad Kamran

### Statutory Auditors

Amin, Mudassar & Co.  
Chartered Accountants, Lahore.

### Company Secretary

Muhammad Kamran

### Legal Advisor

International Legal Services

### Bankers

The Bank of Punjab  
United Bank Limited  
National Bank of Pakistan  
Habib Bank Limited  
Bank Alfalah Limited  
BankIslami Pakistan Limited  
Bank Al-Habib Limited  
Askari Bank Limited

### Registered Office

5-Zafar Ali Road, Gulberg V, Lahore.

### Postal Address

43-A/S Zafar Ali Road, Gulberg V, Lahore.  
Telephone: +92-42-35758614-15

### Factory

Dandot R.S., Distt. Jhelum.  
Telephone: +92-544-211371, Fax: +92-544-211490

### Share Registrar

Corplink (Pvt.) Limited.  
Wings Arcade 1-K-Commercial, Model Town, Lahore.  
Telephone: +92-42-35839182, Fax: +92-42-35869037

### Website

[www.dandotcement.com](http://www.dandotcement.com)

## DIRECTORS' REPORT TO THE SHAREHOLDERS

---

The Board of Directors presents the un-audited condensed financial statements of the company for the quarter ended September 30, 2020.

### Principal Activity and Operational Performance

Dandot Cement Company Limited (the Company) is a Public Listed Company. The principal activity of the Company is production and sale of cement. The operational performance of the company for the period under review as compared with preceding period is as follows:

		Sep 2020	Sep 2019	
-	Clinker production	M. Ton	-	19,019
-	Capacity utilization	%age	-	16%
-	Cement production	M. Ton	-	21,677
-	Capacity utilization	%age	-	17%
-	Sales	M. Ton	-	24,370

The comparative financial results of the company are summarized as below: (Rs. in `000`)

-	Gross sales	-	232,076
-	Net sales	-	144,441
-	Gross loss	-	156,330
-	Net loss	9,461	220,176
-	Loss per share (Rs.)	0.10	2.32

During the period under review, cement production & related sales volume remained suspended due to closure of plant operations in September 2019. Hence, dividend has not been recommended by the board of directors for the current period.

### Future Prospects

#### Industry:

Due to pandemic COVID-19, the country is passing through the most difficult time of its history in economic terms and such economic distress has had a major impact on the cement industry. If corona virus spread beyond the control and stay for a longer period, there could be negative effect on the cement industry. However, this adverse factor can be mitigated to some extent due to the announcement of comprehensive package by the Federal Government to boost the construction activities which includes TERF loans, reduction in Federal Excise Duty on cement, amnesty scheme for investment in construction activities, downward revision of FBR's property valuation rates, incentives for builders and affordable housing schemes. Further, reduction in markup rates by SBP may also positively affect the profitability of the cement sector.

### Principal Risks and Uncertainties

- Increasing supply with stagnant demand.
- Impact of pandemic of COVID-19.

---

## Company

Energy efficiency, labour efficiency & productivity and right financial modeling and smooth plant operations are key factors to success of any cement plant. The management is committed for a balanced delivery of long term values to all stake holders including financiers, creditors, employees and shareholders.

## Company's Plan

As pessimistic short-term economic conditions and to make the company competitive in all respects, the new management is envisioned for comprehensive Balancing, Modernization and Replacement (BMR) of its plant which consist of machinery upgrades, specifically to improve the pyro process, automation upgrades and equipment to make the plant environmentally compliant.

As a part of management plan and after due diligence, the company has signed a Memorandum of Understanding (MOU) with renowned Cement EPC contractor. Accordingly, the company has currently approached financial institutions to raise fresh capital to finance BMR and Insha-Allah will complete in financial year 2021.

## Subsequent Events


All subsequent events have been properly disclosed in the relevant notes of these un-audited condensed financial statements.

## Acknowledgement

The board of directors is thankful to all stakeholders including but not limited to bankers, employees, suppliers, distributors as well as regulators and shareholders for their continued support, cooperation and trust especially in crises tenure faced by the company in the current period.



**TAHA MUHAMMAD NASEEM**  
Chief Executive  
Lahore: January 29, 2021.




**MUHAMMAD FAROOQ NASEEM**  
Director

## CONDENSED STATEMENT OF FINANCIAL POSITION

	Note	(Un-Audited) Sep 30, 2020 (Rupees in thousand)	(Audited) June 30, 2020
<b>EQUITY AND LIABILITIES</b>			
<b>SHARE CAPITAL AND RESERVES</b>			
Authorized capital		1,000,000	1,000,000
Issued, subscribed and paid up share capital		948,400	948,400
Share premium reserve		31,801	31,801
Accumulated loss		(5,211,438)	(5,201,977)
Revaluation surplus on property, plant and equipment		2,419,633	2,419,633
		(1,811,604)	(1,802,143)
Long term loan from holding company		2,558,027	2,532,527
		746,423	730,384
<b>NON CURRENT LIABILITIES</b>			
Long term financing from banking companies	6	2,000,816	2,022,114
Long term financing from related parties		-	-
Payable to Provident fund trust		-	-
Other loans and liabilities		-	-
Deferred liabilities		989,710	989,710
Long term advances and deposits		3,563	3,563
		2,994,089	3,015,387
<b>CURRENT LIABILITIES</b>			
Trade and other payables		671,134	699,142
Deposits, accrued liabilities and advances		57,921	62,544
Unclaimed dividend		1,082	1,082
Payable to provident fund		90,208	90,208
Mark up accrued		219,161	215,320
Current portion of non current liabilities		113,380	92,082
Provision for taxation		-	-
		1,152,886	1,160,378
<b>CONTINGENCIES AND COMMITMENTS</b>			
		-	-
		4,893,398	4,906,149

The annexed notes from 1 to 13 form an integral part of these condensed interim financial statements.



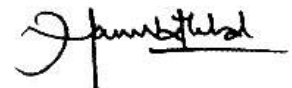
**TAHA MUHAMMAD NASEEM**  
Chief Executive



**MUHAMMAD KAMRAN**  
Chief Financial Officer

**AS AT SEPTEMBER 30, 2020**

	Note	(Un-Audited) Sep 30, 2020 (Rupees in thousand)	(Audited) June 30, 2020
<b>ASSETS</b>			
<b>NON CURRENT ASSETS</b>			
<b>PROPERTY, PLANT AND EQUIPMENT</b>			
Operating fixed assets	8	4,306,965	4,306,966
Un-allocated capital expenditure - BMR	9	27,927	19,095
<b>LONG TERM DEPOSITS AND PREPAYMENTS</b>			
		10,329	10,329
		<u>4,345,221</u>	<u>4,336,390</u>
<b>NON CURRENT LIABILITIES</b>			
Stores, spares and loose tools		232,860	232,860
Stock in trade		119,154	119,154
Trade debts		5,702	11,442
Loans and advances		11,373	11,373
Trade deposits, short term prepayments and current account balances with statutory authorities		104,776	188,166
Cash and bank balances		74,312	6,764
		548,177	569,759
		<u>4,893,398</u>	<u>4,906,149</u>



**HAMID MAHMOOD**  
Director



**CONDENSED INTERIM STATEMENT OF PROFIT OR LOSS (UN-AUDITED)**

**For the Quarter ended September 30, 2020**

	Note	Quarter Ended	
		Sep 30, 2020	June 30, 2019
(Rupees in thousand)			
Sales - Net		-	144,441
Cost of sales		-	300,771
Gross loss		-	(156,330)
Operating expenses			
Distribution cost		-	1,681
Administrative expenses		5,724	9,743
		(5,724)	(11,424)
Operating loss for the period		(5,724)	(167,754)
Finance cost	10	(3,851)	(58,992)
Other income		116	179
Loss before taxation		(9,459)	(226,567)
Taxation			
Current		(2)	(1,814)
Deferred		-	8,205
		(2)	6,391
Net loss for the period		(9,461)	(220,176)
Loss per share - Basic & Diluted		(0.10)	(2.32)

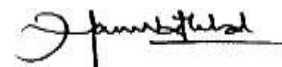
The annexed notes from 1 to 13 form an integral part of these condensed interim financial statements.



**TAHA MUHAMMAD NASEEM**  
Chief Executive



**MUHAMMAD KAMRAN**  
Chief Financial Officer



**HAMID MAHMOOD**  
Director

**CONDENSED INTERIM STATEMENT OF COMPREHENSIVE INCOME (UN-AUDITED)**

**For the Quarter ended September 30, 2020**

	Note	Quarter Ended	
		Sep 30, 2020	June 30, 2019
Net Loss for the period		(9,461)	(220,176)
Other Comprehensive income - net of taxation		-	-
Total comprehensive loss for the period - net of tax		<u>(9,461)</u>	<u>(220,176)</u>

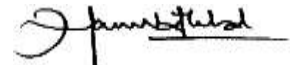
The annexed notes from 1 to 13 form an integral part of these condensed interim financial statements.



**TAHA MUHAMMAD NASEEM**  
Chief Executive



**MUHAMMAD KAMRAN**  
Chief Financial Officer




**HAMID MAHMOOD**  
Director

**CONDENSED INTERIM STATEMENT OF CASH FLOWS (UN-AUDITED)**

**For the Quarter ended September 30, 2020**

	Quarter Ended	
	Sep 30, 2020	June 30, 2019
	(Rupees in thousand)	
<b>CASH FLOWS FROM OPERATING ACTIVITIES</b>		
Loss before taxation	(9,459)	(226,567)
<b>Adjustment of items not involving movement of cash:</b>		
Depreciation	-	36,051
Profit on deposit and PLS accounts	(116)	(179)
Short term lease payment	1,086	-
Finance cost	3,841	58,696
	<b>4,811</b>	<b>94,568</b>
Net cash used before working capital changes	<b>(4,648)</b>	<b>(131,999)</b>
(Increase)/Decrease in operating assets:		
Stores, spares and loose tools	-	34,908
Stock in trade	-	26,824
Trade debts	5,740	49,264
Loans and advances	-	3,692
Sales tax	-	(3,973)
Increase / (decrease) in current liabilities		
Trade and other payables	(28,008)	(1,954)
Deposits, accrued liabilities and advances	(4,623)	(30,103)
Payable to provident fund	-	2,043
	<b>(26,891)</b>	<b>80,701</b>
Cash used in operations	<b>(31,539)</b>	<b>(51,298)</b>
Finance cost paid	-	(6,262)
interest received	116	179
Short term lease payment	(1,086)	-
Income tax received/(paid)	83,388	(10,614)
<b>Net Cash Flows From / (Used In) Operating Activities</b>	<b>50,879</b>	<b>(67,995)</b>
<b>CASH FLOWS FROM INVESTING ACTIVITIES</b>		
Fixed capital expenditure	-	(1,980)
Un-allocated capital expenditure	(8,831)	-
<b>Net Cash Used Investing activities</b>	<b>(8,831)</b>	<b>(1,980)</b>
<b>CASH FLOWS FROM FINANCING ACTIVITIES</b>		
Long term loan received from holding company	25,500	60,000
Long term loan repaid to banking companies	-	(8,938)
Long term loan from related party- net	-	(3,624)
Other loans and liabilities repaid- net	-	(3)
<b>Net Cash Inflows From Financing Activities</b>	<b>25,500</b>	<b>47,435</b>
Net Increase / (Decrease) in Cash and Cash Equivalents	<b>67,548</b>	<b>(22,540)</b>
Cash and cash equivalents at beginning of the period	6,764	48,910
Cash and cash equivalents at end of the period	<b>74,312</b>	<b>26,370</b>

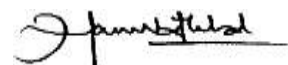
The annexed notes from 1 to 13 form an integral part of these condensed interim financial statements.



**TAHA MUHAMMAD NASEEM**  
Chief Executive



**MUHAMMAD KAMRAN**  
Chief Financial Officer



**HAMID MAHMOOD**  
Director


## STATEMENT OF CHANGES IN EQUITY

For the Quarter ended September 30, 2020

	Capital Reserve	Revenue Reserves	Capital Reserve	Sub Total	Loan From Parent Company	Total	
	Share premium reserve	Accumulated loss	Revaluation surplus on property, plant and equipment				
	<----- R U P E S "0 0 0" ----->						
<b>Balance as at June 30, 2019 - Audited</b>	948,400	31,801	(4,587,511)	2,500,224	(1,107,086)	1,773,441	666,355
Total comprehensive loss for the period	-	-	(220,176)	-	(220,176)	-	(220,176)
Incremental depreciation on revaluation surplus on property, plant and equipment-net of deferred tax	-	-	-	-	-	60,000	60,000
Revaluation surplus on property, plant and equipment - adjustment due to change in tax rate	-	-	20,087	(20,087)	-	-	-
<b>Balance as at September 30, 2019 - Unaudited</b>	<b>948,400</b>	<b>31,801</b>	<b>(4,787,600)</b>	<b>2,480,137</b>	<b>(1,327,262)</b>	<b>1,833,441</b>	<b>506,179</b>
<b>Balance as at June 30, 2020 - Audited</b>	948,400	31,801	(5,201,977)	2,419,633	(1,802,143)	2,532,527	730,384
Total comprehensive loss for the period	-	-	(9,461)	-	(9,461)	-	(9,461)
Loan received during the period	-	-	-	-	-	25,500	25,500
Incremental depreciation on revaluation surplus on property, plant and equipment - net of deferred tax	-	-	-	-	-	-	-
<b>Balance as at September 30, 2020 - Unaudited</b>	<b>948,400</b>	<b>31,801</b>	<b>(5,211,438)</b>	<b>2,419,633</b>	<b>(1,811,604)</b>	<b>2,558,027</b>	<b>746,423</b>

The annexed notes from 1 to 13 form an integral part of these condensed interim financial statements.

  
**TAHA MUHAMMAD NASEEM**  
 Chief Executive

  
**MUHAMMAD KAMRAN**  
 Chief Financial Officer

  
**HAMID MAHMOOD**  
 Director

**1. THE COMPANY AND ITS OPERATIONS**

- 1.1** The Company is a public limited Company incorporated in Pakistan and is listed on Pakistan Stock Exchange. The Company started its production on 1983 and has been engaged in production and marketing of cement. The company is a subsidiary of Calicom Industries (Pvt.) Limited (CIPL). The registered office of the company is situated at 5-Zafar Ali Road, Gulberg - V, Lahore. The factory is situated at Dandot Railway Station, District Jhelum, Pakistan.
- 1.2** After acquisition and upto reporting date, CIPL managed to arrange funds of Rs. 862 million to address the deficits of cash flows. Despite of comprehensive annual maintenance, the company could not obtain the desired environmental standards and was unable to get feasible production levels with non-controllable financial losses resulting the shutdown of production on September 01, 2019. The Provincial Cabinet of the Government of Punjab also directed the company to must upgrade the plant to economically viable scale on the modern technology to mitigate environmental risks. These un-avoidable circumstances compel the management to formerly close down the factory to upgrade the plant through Balancing, Modernization and Replacement (BMR). For the purpose, the Board of Directors of the company unanimously decided through its resolution dated October 30, 2019 to "Close Down" the factory while complying all relevant laws in this respect.

After due diligence for BMR and considering the relevant expertise in the Pyro Process of Cement Plants in China and Asia, the company has signed a Memorandum of Understanding (MOU) with renowned cement EPC contractor. For the purpose of financing the BMR, substantial amount of loan facility is at final stage of approval with the financial institutions and hopefully will be completed during the financial year 2021.

On the basis of above mentioned efforts, the new management of the company is fully confident that the company will continue its operations as a going concern. Hence these Condensed Interim financial statements have been prepared on a going concern basis and do not include any adjustments relating to the recoverability and classification of recorded assets and liabilities that may be necessary for the company to continue as a going concern.

**2. SIGNIFICANT TRANSACTIONS AND EVENTS AFFECTING THE COMPANY'S FINANCIAL POSITION AND PERFORMANCE**

All significant transactions and events that have affected the Company's statement of financial position and performance during the period have been adequately disclosed in the notes to these condensed interim financial statements.

## NOTES TO THE CONDENSED INTERIM FINANCIAL STATEMENTS (UN-AUDITED)

### 3. STATEMENT OF COMPLIANCE

These condensed interim financial statements are un-audited and have been prepared in accordance with International Financial Reporting Standard 'IAS -34-interim Financial Reporting and should be read in compliance with the Annual Financial Report for the year ended June 30, 2020. These are being submitted to the shareholders as required by Section 237 of the Companies Act 2017.

### 4. STATEMENT OF CONSISTENCY IN ACCOUNTING POLICIES

The accounting policies and methods of computation adopted for the preparation of these condensed interim financial statements are the same as those adopted in preparation of financial statements for the year ended June 30, 2020.

### 5. JUDGEMENTS, ESTIMATES AND ASSUMPTIONS

The preparation of condensed interim financial statements in conformity with approved accounting standards requires the use of certain critical accounting estimates. It also requires management to exercise its judgment in the process of applying the company's accounting policies. Estimates and judgment are continuously evaluated and are based on historical experience, including expectations of future events that are believed to be reasonable under the circumstances.

The estimates and underlying assumptions are reviewed on an ongoing basis. Revision to accounting estimates are recognized in the period in which the estimate is revised if the revision affects only that period, or in the period of revision and future periods if the revision affects both current and future periods.

The areas involving a higher degree of judgment or complexity or areas where assumptions and estimates are significant to the condensed interim financial statements are as follows:

- Staff retirement benefits;
- Taxation
- Useful life of depreciable assets and provision for impairment there against.

	Note	Sep 30, 2020 (Rupees in thousand) <b>(Un-Audited)</b>	June 30, 2020 (Audited)
<b>6. LONG TERM FINANCING FROM BANKING COMPANIES</b>			
Secured - From Bank of Punjab Limited (BOP)			
Demand finance facility - DF 1		1,549,334	1,549,334
Demand finance facility - DF 2		505,717	505,717
Demand finance facility - DF 3		23,619	23,619
	<b>6.1</b>	2,078,670	2,078,670
Less: current portion			
Payable within next 12 months		(77,854)	(56,556)
		2,000,816	2,022,114

## NOTES TO THE CONDENSED INTERIM FINANCIAL STATEMENTS (UN-AUDITED)

6.1 There is no change in terms and condition of these loans which are disclosed in financial statements for the year ended June 30, 2020.

### 7. CONTINGENCIES AND COMMITMENTS

There has been no significant change in contingencies and commitments since the date of preceding published annual financial statements.

	Note	Sep 30, 2020 (Rupees in thousand) (Un-Audited)	June 30, 2020 (Audited)
<b>8. OPERATING FIXED ASSETS</b>			
Opening fixed assets at WDV		4,306,965	4,383,558
Additions		-	69,722
(Deletions)		-	(1,232)
		4,306,965	4,452,048
Less: depreciation:			
For the period	8.1	-	145,906
On disposal		-	(823)
		-	145,083
		4,306,965	4,306,965

8.1 Depreciation for the period under review has not been charged due to the fact of closure of plant operations for BMR activity

### 9. UN-ALLOCATED CAPITAL EXPENDITURE - BMR

Salaries, wages and benefits	20,868	14,820
Travelling and daily allowances	159	89
Vehicle running and maintenance	1,656	1,187
Legal and professional	543	-
Printing and stationery	32	25
Entertainment	4,197	2,582
Others	472	394
	27,927	19,097

## NOTES TO THE CONDENSED INTERIM FINANCIAL STATEMENTS (UN-AUDITED)

	Note	Sep 30, 2020 (Rupees in thousand) (Un-Audited)	Sep 30, 2019 (Un-Audited)
<b>10. FINANCE COST</b>			
<b>Interest / mark up on:</b>	<b>10.1</b>		
Loans from financial institutions		-	45,267
Loans from related parties		-	8,897
Other loans - long term		1,240	1,243
Provident fund		2,601	3,289
Bank charges		10	296
		-	145,083
		<u>3,851</u>	<u>58,992</u>

**10.1** The company has requested financial institutions to reschedule the outstanding liability during the tenure of upcoming BMR. Hence the company has not recognised relevant finance cost.

### 11. TRANSACTIONS WITH RELATED PARTIES


During the period under review, Calicom Industries (Private) Limited (holding company) has injected funds Rs. 25.50 million to meet the expenses of the company.

### 12. CORRESPONDING FIGURES

Figures have been rounded off the nearest thousands of Rupees.

### 13. DATE OF AUTHORIZATION FOR ISSUE

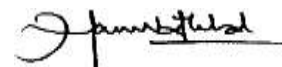
These un-audited condensed interim financial statements were authorized for issue by the board of directors of the company on January 29, 2021.



**TAHA MUHAMMAD NASEEM**  
Chief Executive



**MUHAMMAD KAMRAN**  
Chief Financial Officer



**HAMID MAHMOOD**  
Director



کارپوریشن لمیٹڈ (HCRDI) ایک سمجھوتہ کی یادداشت پر دستخط کئے ہیں۔ اسی طرح سے کمپنی نے BMR کی فنڈنگ کے خاطر سرمایہ حاصل کرنے کے لئے کچھ مالیاتی اداروں کے ساتھ رابطہ کیا ہے۔ انشاء اللہ مالیاتی سال 2021 میں یہ عمل مکمل ہو جائے گا۔

## مابعد واقعات


کمپنی کی پڑتال شدہ مالیاتی اسٹیٹمنٹس کے متعلقہ نوٹس میں تمام مابعد واقعات کا باقاعدگی سے ذکر کیا گیا ہے۔

## اعتراف

بورڈ آف ڈائریکٹرز اپنے ڈائریکٹرز، ملازمین، سپلائرز، ڈسٹری بیوٹرز، ریگولیٹرز اور حصص داران کی مسلسل حمایت، تعاون، بھروسہ اور رواں سال بحرانی کیفیت میں خصوصی ساتھ پر ان کا تہہ دل سے شکر یہ ادا کرتا ہے۔



محمد فاروق نسیم  
ڈائریکٹر



طاہر محمد نسیم  
چیف ایگزیکٹو

لاہور: 29 جنوری 2021ء

## مستقبل کے امکانات

### صنعت:

Covid-19 وباء کے پھیلاؤ کے باعث ملکی معیشت تاریخ کے مشکل ترین بحران سے گزر رہی ہے اور اس معاشی دباؤ نے سیمنٹ کی صنعت کو زیادہ متاثر کیا ہے۔ اگر کرونا وائرس کا پھیلاؤ بے قابو ہو جاتا ہے اور زیادہ عرصے تک قائم رہتا ہے تو سیمنٹ کی صنعت پر منفی اثرات مرتب ہو سکتے ہیں۔ تاہم، TERF قرضہ جات، سیمنٹ پرفیڈرل ایکسائز ڈیوٹی میں کمی، تعمیراتی سرگرمیوں پر سرمایہ داری کے لئے ایمسٹی سکیم، FBR کی جانب سے پراپرٹی کی قیمت میں نظر ثانی شدہ کمی، بلڈرز کے لئے مراعات اور موافق ہاؤسنگ سکیموں جیسے وفاقی حکومت کے اقدامات کی وجہ سے تعمیراتی سرگرمیوں پر منفی اثرات کو کچھ حد تک کم کیا جاسکتا ہے۔ مزید برآں، SBP کی جانب سے مارک اپ کی شرح میں کمی سے سیمنٹ کا شعبہ مزید منافع بخش ہو سکتا ہے۔

### اہم خدشات اور بے یقینی

☆ جامد طلب کے ساتھ رسد میں اضافہ کرنا

☆ Covid-19 وباء کے اثرات

### کمپنی

توانائی، افرادی قوت اور پیداوار میں بہتری، مربوط مالیاتی اقدامات اور پلانٹ آپریشنز میں روانی کسی بھی سیمنٹ پلانٹ کی کامیابی کے بنیادی عوامل ہیں۔ انتظامیہ سرمایہ داران، قرض خواہان، ملازمین اور حصص داران کو طویل مدتی فوائد کی متوازن فراہمی کے لئے پرعزم ہے۔

### کمپنی کا منصوبہ

معیشت پر قلیل مدتی ناامیدی کے دوران تمام شعبوں میں کمپنی کو متقابل بنانے کے لئے انتظامیہ اپنے پلانٹ میں جامع، توازن، جدت اور تبدیلی (BMR) فارمولا کے اطلاق کے لئے پرعزم ہے اس میں پلانٹ کو ماحول کے موافق بنانے کے لئے پائروپروسیس کی بہتری کی غرض سے مشینری کی تجدید، ایکوپمنٹ اور اپ گریڈ کی آٹومیشن جیسے عوامل شامل ہیں۔

انتظامیہ منصوبہ کے طور پر اور انتہائی دلچسپی سے BMR پروجیکٹ کے لئے کمپنی نے چین اور ایشیا میں سیمنٹ پلانٹ کے پائروپروسیس میں متعلقہ مہارت کے حامل معروف سیمنٹ EPC کنٹریکٹر، ہینی سیمنٹ ریسرچ اینڈ ڈیزائن انسٹیٹیوٹ

## حصص داران کو ڈائریکٹرز کی رپورٹ

بورڈ آف ڈائریکٹرز کی جانب سے بغیر پڑتال کیے گئے گوشوارہ جات مالی بیانات برائے کمپنی بابت سال کے چوتھائی عرصہ کے دوران ہونے والے کاروبار کے اختتام 30 ستمبر 2020 کو پیش کیا گیا۔

### بنیادی سرگرمیاں اور آپریشنل کارکردگی

ڈیوٹ سیمنٹ کمپنی لمیٹڈ (کمپنی) پبلک لیڈ کمپنی ہے۔ کمپنی کے بنیادی کاروباری امور میں سیمنٹ کی تیاری اور فروخت شامل ہیں۔ گذشتہ برس کے مقابلہ میں زیر جائزہ سال کے دوران کمپنی کی آپریشنل کارکردگی حسب ذیل ہے:

تفصیلات	مقدار اوسط	ستمبر 2020	ستمبر 2019
- دھاتی پیداوار	میٹرک ٹن	-	19,019
- گنجائش کا استعمال	فی صد	-	16%
- سیمنٹ کی پیداوار	میٹرک ٹن	-	21,677
- گنجائش کا استعمال	فی صد	-	17%
- فروخت مال	میٹرک ٹن	-	24,370
کمپنی کے متقابل مالیاتی نتائج کا خلاصہ حسب ذیل ہے: (000 روپوں میں)			
- کل آمدنی فروخت		-	232,076
- کیش آمدنی		-	144,441
- خالص آمدن نقصان		-	156,330
- خالص نقصان		9,461	220,176
- نقصان فی حصص		0.10	2.32

زیر جائزہ سال کے دوران سیمنٹ کی پیداوار اور فروخت میں کمی واقع ہوئی ہے اور اس کی بنیادی وجہ ستمبر 2019ء سے پلانٹ آپریشن کی بندش ہے۔ پس بھاری مالیاتی خسارہ کی وجہ سے رواں سال کے لئے بورڈ آف ڈائریکٹرز نے منافع منقسمہ تجویز نہ کیا ہے۔