

**The General Manager,**  
Pakistan Stock Exchange Ltd.,  
Stock Exchange Building,  
Stock Exchange Road,  
Karachi

Dear Sir,

**FINANCIAL RESULTS FOR THE YEAR ENDED DECEMBER 31, 2020**

We have to inform you that the Board of Directors of National Bank of Pakistan in its meeting held at **10:00 A.M. on Wednesday the February 24, 2021**, has not recommended any Cash Dividend, Bonus issue / Right Shares or any other entitlement.

**FINANCIAL RESULTS**

The financial results of the Bank are enclosed.

**ANNUAL GENERAL MEETING**


The Annual General Meeting of the Bank will be held on **Monday the 29<sup>th</sup> March, 2021 at 10:30 A.M. at Karachi** as already informed through PUCARS.

**BOOK CLOSURE DATES:**


The Share Transfer Books of the Bank shall remain closed from March 22, 2021 to March 29, 2021. Transfers received at Messrs CDC Share Registrar Services Limited, CDC House 99-B, Block "B", SMCHS, Main Shahra-e-Faisal, Karachi – 74400, the Bank's Registrar and Share Transfer Agent, at the close of the business on March 19, 2021 will be treated in time for attending Annual General Meeting.

The Annual Report of the Bank will be transmitted through PUCARS at least 21 days before holding of Annual General Meeting.

Yours sincerely,



**(Abdul Wahid Sethi)**  
SEVP / Chief Financial Officer



**(S.M. Ali Zamin)**  
Secretary (Board)

**NATIONAL BANK OF PAKISTAN  
UNCONSOLIDATED PROFIT AND LOSS ACCOUNT  
FOR THE YEAR ENDED DECEMBER 31, 2020**

	2020	2019
	----- (Rupees in '000) -----	
Mark-up / return / interest earned	257,811,015	239,477,316
Mark-up / return / interest expensed	153,655,908	167,570,039
Net mark-up / return / interest income	104,155,107	71,907,277

**NON MARK-UP / INTEREST INCOME**

Fee and commission income	18,253,547	19,124,546
Dividend income	1,901,168	3,150,298
Foreign exchange income	4,073,396	6,045,229
Gain on securities - net	7,885,503	2,111,612
Other income	3,963,294	5,767,800
Total non-mark-up / interest income	36,076,908	36,199,485
Total income	140,232,015	108,106,762

**NON MARK-UP / INTEREST EXPENSES**


Operating expenses	62,796,623	65,705,029
Workers welfare fund	-	-
Other charges	315,307	148,091
Total non-markup / interest expenses	63,111,930	65,853,120


Profit before provisions	77,120,085	42,253,642
Provisions and write offs - net	30,895,938	14,250,275

**PROFIT BEFORE TAXATION**

Taxation	15,665,228	12,193,556
<b>PROFIT AFTER TAXATION</b>	<b>30,558,919</b>	<b>15,809,811</b>

	----- (Rupees) -----	
Basic earnings per share	14.36	7.43
Diluted earnings per share	14.36	7.43

  
Abdul Wahid Sethi  
Chief Financial Officer

  
Abdul Rahim  
EVP / Divisional Head



**NATIONAL BANK OF PAKISTAN  
CONSOLIDATED PROFIT AND LOSS ACCOUNT  
FOR THE YEAR ENDED DECEMBER 31, 2020**

	2020	2019
	----- (Rupees in '000) -----	
Mark-up / return / interest earned	258,031,378	239,710,290
Mark-up / return / interest expensed	153,651,948	167,556,408
Net mark-up / return / interest income	104,379,430	72,153,882

**NON MARK-UP / INTEREST INCOME**

Fee and commission income	19,480,452	20,416,642
Dividend income	1,835,129	3,099,277
Foreign exchange income	4,342,201	6,320,455
Gain on securities - net	7,912,766	2,165,524
Share of loss from joint venture - net of tax	(219,389)	(96,336)
Share of profit from associates - net of tax	42,813	37,331
Other income	3,965,483	5,816,974
Total non-markup / interest income	37,359,455	37,759,867
Total income	141,738,885	109,913,749

**NON MARK-UP / INTEREST EXPENSES**

Operating expenses	64,126,064	67,228,062
Workers welfare fund	-	-
Other charges	316,439	150,585
Total non-markup / interest expenses	64,442,503	67,378,647
Profit before provisions	77,296,382	42,535,102
Provisions and write offs - net	30,911,976	13,557,101
<b>PROFIT BEFORE TAXATION</b>	46,384,406	28,978,001

Taxation	15,798,487	12,330,809
<b>PROFIT AFTER TAXATION</b>	30,585,919	16,647,192

**Attributable to:**

Shareholders of the Bank	30,489,753	16,582,705
Non-controlling interest	96,166	64,487
	30,585,919	16,647,192

**Basic earnings per share**


14.33	7.79
-------	------

**Diluted earnings per share**

14.33	7.79
-------	------



Abdul Wahid Sethi  
Chief Financial Officer



Abdul Rahim  
EVP / Divisional Head