

**INVESTMENTS**

WE KNOW YOUR VALUE

February 25, 2021

The General Manger  
Pakistan Stock Exchange Ltd  
Stock Exchange Building  
Stock Exchange Road  
Karachi

**Subject: Financial Result of 786 Investments Ltd for the half year ended December 31, 2020**

Dear Sir / Madam,

We have to inform you that the Board of Directors of 786 Investments Ltd in their meeting held on Thursday, February 25, 2021 at 11:00 am, via zoom video, keeping in mind COVID-19, the Board recommended the following:

- (i) **CASH DIVIDEND**  
-NIL- **AND/OR**
- (ii) **BONUS SHARES**  
-NIL- **AND/OR**
- (iii) **RIGHT SHARES**  
-NIL- **AND/OR**
- (iv) **ANY OTHER ENTITLEMENT/CORPORATE ACTION**  
-NIL-
- (v) **ANY OTHER PRICE SENSITIVE INFORMATION**  
-NIL-

The Financial result of the Company is attached.

You may please inform the TRE Certificate Holders of the Exchange accordingly.

Yours Sincerely,

Noman Shakir  
Company Secretary

**786 Investments Limited**


G-3 Ground Floor, B.R.R. Tower, Hassan Ali Street, Off I.I.Chundrigar Road, Karachi 74000 Pakistan  
Tel: + 922132603751-54 www.786investments.com


**786**  
INVESTMENTS  
WE KNOW YOUR VALUE


**786 INVESTMENTS LIMITED**  
**CONDENSED INTERIM STATEMENT OF PROFIT OR LOSS (UN-AUDITED)**  
**FOR THE SIX MONTH PERIOD ENDED DECEMBER 31, 2020**

	Note	Half year ended		Quarter Ended	
		December 31,		December 31,	
		2020	2019	2020	2019
		----- Rupees -----			
		(Restated)			
<b>Income</b>					
Remuneration from Funds Under Management	16	4,539,560	4,898,474	2,237,235	2,387,972
Advisory fee		555,556	555,556	277,778	-
Capital Gain on Sale of Investment		-	269,631	-	269,631
Income on TFC's		1,314,787	1,720,700	568,672	1,003,406
Gain on Redemption of Units of Associates' Investment		-	2,068,124	-	1,208,558
Income on Pakistan Investment Bond		899,227	607,504	366,162	537,407
		<u>7,309,130</u>	<u>10,119,989</u>	<u>3,449,847</u>	<u>5,406,974</u>
Reclassification of Surplus on Investments	17	5,454,357	-	-	-
Deficit on Revaluation of Investments - At FVP&L		(1,880,929)	-	76,501	-
		<u>3,573,428</u>	<u>10,119,989</u>	<u>76,501</u>	-
<b>Expenses</b>					
Administrative and Operating Expenses	18	(10,865,610)	(13,741,357)	(5,501,485)	(7,099,808)
Financial Charges		(610,784)	(3,958)	(514,074)	(1,498)
		<u>(11,476,394)</u>	<u>(13,745,315)</u>	<u>(6,015,559)</u>	<u>(7,101,306)</u>
<b>Operating Loss</b>		<u>(593,836)</u>	<u>(3,625,326)</u>	<u>(2,489,211)</u>	<u>(1,694,332)</u>
Other Operating Income	19	2,805,050	2,160,997	451,353	1,903,629
Share of Associates' Profit	20	3,369,516	4,826,600	1,737,056	3,083,174
<b>Profit / (loss) before taxation</b>		<u>5,580,730</u>	<u>3,362,271</u>	<u>(300,802)</u>	<u>3,292,471</u>
Taxation	21	(629,298)	(532,584)	(473,402)	(376,818)
<b>Profit / (loss) for the Period</b>		<u>4,951,432</u>	<u>2,829,687</u>	<u>(774,204)</u>	<u>2,915,653</u>
<b>Earning / (loss) Per Share - Basic and Diluted</b>		<u>0.33</u>	<u>0.19</u>	<u>(0.05)</u>	<u>0.19</u>

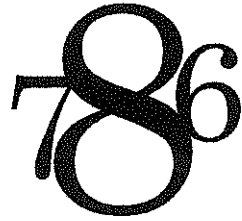
The annexed notes from 1 to 24 form an integral part of these financial statements.

  
\_\_\_\_\_  
Chief Financial Officer

  
\_\_\_\_\_  
Director

  
\_\_\_\_\_  
Chief Executive Officer

R.V.



**INVESTMENTS**

WE KNOW YOUR VALUE

February 25, 2021

The General Manger  
Pakistan Stock Exchange Ltd  
Stock Exchange Building  
Stock Exchange Road  
Karachi

Subject: Financial Result of 786 Smart Fund for the half year ended December 31, 2020

Dear Sir / Madam,

We have to inform you that the Board of Directors of 786 Investments Ltd Manager of 786 Smart Fund in their meeting held on Thursday, February 25, 2021 at 11:00 am via zoom video, keeping in mind COVID-19, the Board recommended the following:

- (i) CASH DIVIDEND  
-NIL AND/OR
- (ii) BONUS UNITS  
-NIL AND/OR
- (iii) RIGHT SHARES  
-NIL AND/OR
- (iv) ANY OTHER ENTITLEMENT/CORPORATE ACTION  
-NIL-
- (v) ANY OTHER PRICE SENSITIVE INFORMATION  
-NIL-

The Financial result of the fund are attached.

Yours Sincerely,

Noman Shakir  
Company Secretary

**786 Investments Limited**

G-3 Ground Floor, B.R.R. Tower, Hassan Ali Street, Off I.I.Chundrigar Road, Karachi 74000 Pakistan  
Tel: + 922132603751-54 [www.786investments.com](http://www.786investments.com)


786 SMART FUND  
 CONDENSED INTERIM INCOME STATEMENT (UN-AUDITED)  
 FOR THE SIX MONTHS AND THREE MONTHS PERIOD ENDED DECEMBER 31, 2020 INVESTMENTS




	Note	Six months period ended December 31,		Three months period ended December 31,	
		2020	2019	2020	2019
-----Rupees-----					
<b>Income</b>					
Income from investments and balances with banks	15	21,038,827	25,349,690	9,957,399	12,519,939
Reversal of impairment on investment at fair value through other comprehensive income	6.1.1	-	8,377,578	-	4,188,789
Other income		-	5,573	-	3,433
		21,038,827	33,732,841	9,957,399	16,712,161
<b>Expenses</b>					
Remuneration to the Management Company	9.1	4,539,558	3,179,684	2,237,233	1,576,612
Sindh sales tax on remuneration to the Management Company	9.2	590,143	413,358	-	-
Accounting and operational charges	9.3	302,637	211,979	290,841	204,960
Remuneration to the Trustee	10.1	453,965	317,969	149,149	105,108
Sindh sales tax on remuneration to the Trustee	10.2	59,015	41,336	223,734	157,663
Annual fee to SECP	11	60,528	42,395	29,084	20,497
Auditor's remuneration		229,774	281,099	29,829	21,020
Fees and subscription		81,155	97,928	114,887	137,649
Securities transactions cost		31,302	8,842	40,578	60,015
Printing and related charges		25,206	25,206	2,414	5,783
Legal and professional charges		152,968	131,291	12,603	12,603
Provision for Sindh Workers' Welfare Fund	12.2	291,670	576,760	76,484	74,427
Withholding taxes - written off		-	76,500	-	-
Bank charges		4,161	4,505	3,825	1,496
		6,822,082	5,408,852	3,347,118	2,661,801
Net income for the period before taxation		14,216,745	28,323,989	6,610,281	14,050,360
Taxation	16	-	-	-	-
Net income for the period after taxation		14,216,745	28,323,989	6,610,281	14,050,360
Allocation of net income for the period					
Net income for the period		14,216,745	28,323,989	6,610,281	14,050,360
Income already paid on units redeemed		(1,257,598)	(5,316,311)	(1,136,041)	(4,022,771)
Accounting income available for distribution:		12,959,147	23,007,678	5,474,240	10,027,589
Relating to capital loss		-	-	-	-
Excluding capital gain		12,959,147	23,007,678	5,474,240	10,027,589
		12,959,147	23,007,678	5,474,240	10,027,589

The annexed notes from 1 to 20 form an integral part of these condensed interim financial statements.

For 786 Investments Limited  
 (Management Company)

  
 Chief Executive Officer

  
 Chief Financial Officer

  
 Director