


Saudi Pak Leasing Company Limited
Condensed Interim Statement of Financial Position (Un-audited)
As at 31 December 2020


	Note	31 December 2020 Un-audited	30 June 2020 Audited
		----- (Rupees) -----	
ASSETS			
Current assets			
Cash and bank balances	6	2,501,638	4,978,655
Short term loans	7	126,330,635	126,330,635
Short term investments	8	28,867,443	29,236,789
Trade deposits and short term prepayments		1,390,384	1,134,689
Other receivables	9	313,379	313,379
Taxation - net		467,927	288,243
Current maturity of non-current assets	10	536,930,433	550,573,970
Total current assets		696,801,839	712,856,360
Non-current assets			
Long-term loans	11	-	-
Net investment in finance leases	12	-	-
Investment properties	13	41,589,849	42,299,155
Property, plant and equipment	14	65,148,642	66,677,157
Total non-current assets		106,738,491	108,976,312
Total Assets		803,540,330	821,832,672
LIABILITIES			
Current liabilities			
Borrowings from financial institutions	15	162,801,588	162,801,588
Certificates of investment		43,000,000	43,000,000
Accrued mark-up	16	451,817,327	449,025,140
Accrued expenses and other payables	17	7,169,150	8,501,068
Current maturity of non-current liabilities	18	694,340,947	724,600,517
Unclaimed dividend		1,661,291	1,661,291
Total current liabilities		1,360,790,303	1,389,589,604
Non-current liabilities			
Certificates of investment		-	-
Deferred tax liability - net	19	-	-
Long term finances	20	-	-
Security Deposits against Finance Leases	21	-	-
Total non-current liabilities		-	-
Total liabilities		1,360,790,303	1,389,589,604
NET ASSETS		(557,249,973)	(567,756,932)
FINANCED BY			
Authorized Share Capital			
100,000,000 (June 30, 2020: 100,000,000) ordinary shares of Rs. 10/-each		1,000,000,000	1,000,000,000
100,000,000 (June 30, 2020: 100,000,000) preference shares of Rs. 10/-each		1,000,000,000	1,000,000,000
		2,000,000,000	2,000,000,000
Issued, subscribed and paid-up share capital - ordinary shares		451,605,000	451,605,000
Issued, subscribed and paid-up share capital - preference shares		528,208,500	528,208,500
Capital reserves		179,279,601	179,279,601
Accumulated loss		(1,748,537,029)	(1,759,685,558)
Surplus on revaluation of property, plant and equipment - net of deferred tax	22	33,187,842	33,840,902
Unrealised gain on re-measurement as at fair value through other comprehensive income		5,779	(5,711)
Accumulated actuarial loss on defined benefit plan-net of tax		(999,666)	(999,666)
		(557,249,973)	(567,756,932)


CONTINGENCIES AND COMMITMENTS

23

The annexed notes from 1 to 35 form an integral part of this condensed interim financial information.


 Chief Executive Officer



 Director


 Chief Financial Officer

Saudi Pak Leasing Company Limited
Condensed Interim Statement Profit or Loss (Un-audited)
For the period ended 31 December 2020

	Note	Six months period ended 31 December		Three months period ended 31 December	
		2020	2019	2020	2019
		(Rupees)			
Revenue from finance lease	24	2,501,310	1,373,041	1,869,772	907,394
Administrative and operating expenses	27	(18,316,166)	(18,240,464)	(10,730,120)	2,529,678
Reversal for doubtful lease receivable		7,772,572	9,636,293	7,772,572	5,394,209
		(8,042,284)	(7,231,130)	(1,087,776)	8,831,281
Finance cost	26	(19,153,091)	(26,428,509)	(9,432,621)	(13,291,111)
Other operating income	25	37,722,110	1,872,136	1,069,443	955,533
Profit / (Loss) before taxation		10,526,735	(31,787,503)	(9,450,955)	(3,504,297)
Taxation	28	(31,266)	887,551	(22,022)	895,981
Profit / (loss) for the period		10,495,469	(30,899,952)	(9,472,977)	(2,608,316)
Earnings/(loss) per share - basic	31	0.23	(0.684)	(0.21)	(0.06)

The annexed note 1 to 35 form an integral part of this condensed interim financial information.



Chief Executive Officer



Director



Chief Financial Officer