



DAWOOD EQUITIES LIMITED

TREC HOLDER PAKISTAN STOCK EXCHANGE LIMITED
TREC REGISTRATION NO. BRK-131

The General Manager

Pakistan Stock Exchange Limited.
Stock Exchange Building
Stock Exchange Road
Karachi.

April 28, 2021

Sub: Financial Results for the Nine Month & Quarter Ended March 31, 2021

Dear Sir,

We have to inform you that the Board of Directors of our company in their meeting held on **April 28, 2021 at 11:00 a.m.** at 1700-A, Saima Trade Towers, I. I. Chundrigar Road, Karachi, recommended the following:

1. CASH DIVIDEND	NIL
2. BONUS ISSUE	NIL
3. RIGHT SHARES	NIL
4. ANY OTHER ENTITLEMENT/CORPORATE ACTION	NIL
5. ANY OTHER PRICE-SENSITIVE INFORMATION	NIL

The Financial Results of the company are attached herewith as Annexure I.

The Quarterly Report of the Company for the period ended March 31, 2021 will be transmitted through PUCARS separately, within the specified time.

Yours Truly

Salman Yaqoob
*Chief Financial Officer &
Company Secretary*

Head Office:

17th Floor, Saima Trade Towers-A,
I.I. Chundrigar Road, Karachi.
Tel: (92-21) 32271881-83 Fax: (92-21) 32275086




Corporate Office:

Room # 409, 410, New Stock Exchange Building,
Stock Exchange Road, Karachi.
Tel: (92-21) 32418873-74

DAWOOD EQUITIES LIMITED
CONDENSED INTERIM STATEMENT OF PROFIT OR LOSS (UNAUDITED)
FOR THE NINE MONTH PERIOD ENDED MARCH 31, 2021

	<i>Nine Month Ended</i>		<i>Quarter Ended</i>	
	<i>March 31, 2021</i>	<i>March 31, 2020</i>	<i>March 31, 2021</i>	<i>March 31, 2020</i>
<i>Note</i>	----- Rupees -----			
Gross revenue	101,185,678	30,261,100	41,594,325	10,937,171
Operating expenses	(36,217,911)	(6,909,642)	(15,013,195)	(3,246,425)
Net revenue	64,967,767	23,351,458	26,581,130	7,690,746
Capital gain on disposal of investments - net	5,997,977	1,484,233	810,630	296,232
Profit / (Loss) on remeasurement of investments carried at fair value through profit and loss	2,416,088	-	(4,042,872)	-
	73,381,832	24,835,691	23,348,888	7,986,978
Administrative expenses	(26,861,614)	(16,294,464)	(8,694,278)	(5,186,586)
	46,520,219	8,541,227	14,654,611	2,800,392
Other operating income	340,877	1,685,802	89,337	-
Financial charges	(41,789)	(48,296)	(17,324)	(5,193)
Profit before taxation	46,819,306	10,178,732	14,726,623	2,795,199
Taxation				
Taxation-net	(4,825,557)	(969,548)	(1,619,929)	(315,450)
Profit after taxation	41,993,750	9,209,184	13,106,695	2,479,749
Earning per share -Basic and Diluted	1.68	0.37	0.52	0.10

The annexed notes form an integral part of these financial statements.

		
Chief Executive	Chief Financial Officer	Director