

# LANDMARK SPINNING INDUSTRIES LIMITED

The General Manager,  
Pakistan Stock Exchange Limited.  
Stock Exchange Building  
Stock Exchange Road,  
Karachi

## **TRANSMISSION OF QUATERLY INTERIM STATEMENT FOR THE PERIOD ENDED 30<sup>th</sup> SEPTEMBER 2021.**

Dear Sir,

We have to inform you that the Condensed Interim Statement ( Financial Accounts Position ) of the Company for the period ended 30<sup>th</sup> September 2021 have been transmitted through PUCARS and also available on Company's Website.

You may please the TRE Certificate Holders of the Exchange accordingly.

Thanking you.

Yours Sincerely,  
or Landmark Spinning Industries Limited

Muhammed Aslam Ali  
Company Secretary  
Dated 28/10/2021



**LANDMARK SPINNING INDUSTRIES LIMITED**  
**CONDENSED QUARTERLY INTERIM STATEMENT OF FINANCIAL POSITION (UN-AUDITED)**  
**AS ON SEPTEMBER 30, 2021**



**LANDMARK SPINNING INDUSTRIES LIMITED**  
**CONDENSED QUARTERLY INTERIM STATEMENT OF FINANCIAL POSITION (UN-AUDITED)**  
**AS ON SEPTEMBER 30, 2021**

		Sep-30 2021	Jun-30 2021 (Restated)
	Note		RUPEES
<u>ASSETS</u>			
<u>Non-current assets</u>			
Property plant and equipments	5	155,462,697	159,101,618
Long-term deposits	4	25,000	25,000
Current assets			
Loans Advances & other receivables		400,000	400,000
Bank balance	6	7,482	48,722
TOTAL ASSETS		155,895,179	159,575,340

**SHAREHOLDERS EQUITY AND LIABILITIES**

**SHARE CAPITAL**

**AUTHORISED CAPITAL**

15,000,000 (2020: Rs. 15,000,000) Ordinary  
Shares of Rs.10/-each

150,000,000

150,000,000

**Issued Subscribed and Paid UP Capital**

12,123,700 (2020: 12,123,700) Ordinary Shares  
of Rs. 10/- each fully paid in cash

121,237,000

121,237,000

**Capital Reserve**

Surplus on Revaluation of Property, Plant and Equipment

58,006,116

59,428,287

Revenue Reserve -Accumulated Loss

(278,552,976)  
(99,309,859)

(276,665,027)  
(95,999,740)

**LIABILITIES**

**Non-current liabilities**

Deferred taxation

21,229,097

21,838,599

**Current liabilities**

Due to related parties

7

233,316,714

233,113,014

Trade and other payable

71,136

69,376

Accrued liabilities

588,091

554,091

233,975,941

233,736,481

Contingencies and Commitments

8

155,895,179

159,575,340

The annexed notes form an integral part of these financial statements.

CHIEF EXECUTIVE OFFICER

CHIEF FINANCIAL OFFICER

DIRECTOR

**LANDMARK SPINNING INDUSTRIES LIMITED**  
**CONDENSED QUARTERLY STATEMENT OF PROFIT OR LOSS (UN-AUDITED)**  
**FOR THE QUARTER ENDED SEPTEMBER 30, 2021**

	Sep-30 2021	Sep-30 2020
	Rupees	
Sales- Net	-	-
Direct cost	-	-
Gross (Loss)	-	-
Administrative and General Expenses	(285,636)	(275,186)
Operating (Loss)	(285,636)	(275,186)
Finance Cost		
Other expenses	(3,633,985)	(4,015,074)
Bank Charges and Commission	-	-
(Loss) Before Taxation	(3,919,621)	(4,290,260)
Taxation		
Current	-	-
Deferred tax	609,502	506,598
Net Loss for the year	(3,310,119)	(3,783,662)
Earning Per Share -Basic	(0.27)	(0.31)

The annexed Notes form an integral part of these accounts.

  
 CHIEF EXECUTIVE OFFICER

  
 CHIEF FINANCIAL OFFICER

  
 DIRECTOR



**LANDMARK SPINNING INDUSTRIES LIMITED**  
**CONDENSED INTERIM STATEMENT OF CASH FLOW (UN-AUDITED)**  
**FOR THE QUARTER ENDED SEPTEMBER 30, 2021**

	Sep-30 2021 Rupees	Sep-30 2020 Rupees
<b>CASH FLOW FROM OPERATING ACTIVITIES</b>		
( Loss) before taxation	(3,919,621)	(4,290,260)
<b>Adjustment of non-cash items</b>		
Depreciation	3,638,921	4,020,560
Financial Charges	-	-
	<u>(280,700)</u>	<u>(269,700)</u>
<b>Working capital changes</b>		
<b>INCREASE/(DECREASE) IN CURRENT LIABILITIES:</b>		
Trade and Other Payables	1,760	
Accrued liabilities	34,000	248,060
	<u>35,760</u>	<u>248,060</u>
	<u>(244,941)</u>	<u>(21,640)</u>
Financial Cost Paid	-	-
<b>NET CASH GENERATED FROM OPERATING ACTIVITIES</b>	<u>(244,941)</u>	<u>(21,640)</u>
<b>CASH FLOW FROM FINANCING ACTIVITIES</b>		
Long term loans	203,700	-
<b>Net cash flow from Financing activities</b>	<u>203,700</u>	<u>-</u>
<b>NET INCREASE/(DECREASE) IN CASH &amp; BANK BALANCES</b>	<u>(41,240)</u>	<u>(21,640)</u>
Cash and bank balanaces at the beginning of the year	48,722	55,882
<b>CASH AND BANK BALANCES AT THE END OF THE YEAR</b>	<u>7,482</u>	<u>34,241</u>

The annexed notes form an integral part of these account

CHIEF EXECUTIVE OFFICER

CHIEF FINANCIAL OFFICER

DIRECTOR

**LANDMARK SPINNING INDUSTRIES LIMITED**  
**CONDENSED INTERIM STATEMENT OF CHANGES IN EQUITY (UN-AUDITED)**  
**FOR THE QUARTER ENDED SEPTEMBER 30, 2021**

	Share Capital Rupees	Capital Reserve Revaluation Surplus on Property Plant and Equipment Rupees	Accumulated (Loss) Rupees	Total Rupees
Balance as on July 01, 2020 - Restated	121,237,000	67,546,452	(270,729,436)	(81,945,984)
(Loss) for the year			(14,633,645)	(14,633,645)
Other comprehensive Income / (loss)	-	579,889		579,889
Total comprehensive (loss) for the year		579,889	(14,633,645)	(14,053,756)
Incremental depreciation net of deferred tax		(8,698,054)	8,698,054	-
Balance as on June 30, 2021	121,237,000	59,428,287	(276,665,027)	(95,999,740)
(Loss) after taxation			(3,310,119)	(3,310,119)
Other comprehensive Income		-	-	-
Total comprehensive loss for the year		-	(3,310,119)	(3,310,119)
Incremental depreciation net of deferred tax		(1,422,171)	1,422,171	-
Balance as on September 30, 2021	121,237,000	58,006,116	(278,552,976)	(99,309,859)

The annexed notes form an integral part of these accounts.

CHIEF EXECUTIVE OFFICER

CHIEF FINANCIAL OFFICER

DIRECTOR




**LANDMARK SPINNING INDUSTRIES LTD**  
**CONDENSED STATEMENT OF COMPREHENSIVE INCOME (UN-AUDITED)**  
**FOR THE QUARTER ENDED SEPTEMBER 30, 2021**

	Note	Sep-30 2021 Rupees	Sep-30 2020 Rupees
Net Loss for the year		(3,310,119)	(3,783,662)
Other comprehensive income for the year net of tax		-	-
<b>Total Comprehensive income \ (loss) for the period</b>		<b>(3,310,119)</b>	<b>(3,783,662)</b>

The annexed notes form an integral part of these accounts.

  
CHIEF EXECUTIVE OFFICER

  
CHIEF FINANCIAL OFFICER

  
DIRECTOR



**LANDMARK SPINNING INDUSTRIES LIMITED**  
**NOTES TO THE CONDENSED INTERIM FINANCIAL INFORMATION**  
**FOR THE QUARTER ENDED SEPTEMBER 30, 2021**

**1. STATUS AND NATURE OF BUSINESS**

Landmark Spinning Industries Limited (the Company) was incorporated in Pakistan, as a private limited company on October 21, 1991 and was converted into a public limited company on April 30, 1992 under the Companies Ordinance, 1984 (Repealed with the enactment of the Companies Act, 2017 on May 30, 2017) and its shares are listed on Pakistan Stock Exchange Limited. The principal activity of the Company is trading, manufacturing and selling of yarn.

Registered office of the Company is located at 1st floor, Cotton Exchange Building, I.I. Chundrigar Road, Karachi, Pakistan while its manufacturing facility is located at plot no. C-1, Winder Industrial Estate, Sector "C" district Lesbella, Balochistan, Pakistan.

- 1.1** The Company commenced its commercial operation in year ended 2001 after reactivation of its plant which remained idle for the seven years, however, the operations were again suspended on November 29, 2002 to forestall the recurring losses on account of electricity breakdowns and frequent load shedding. The operation of the Company are, and have been in suspension for a considerable period of time. During the period under review, the production remain suspended owing to non-availability of viable power supply and lack of infrastructure facilities at Winder industrial area. Moreover, the accumulated losses stood at Rs. 278,552,975 (June 30, 2021: Rs. 276,665,027) and its current liabilities exceeded its current assets significantly as at reporting date. Therefore, these financial statements are prepared on a non-going concern basis and the assets and liabilities of the Company are reported at approximate realisable and settlement values in these financial statements.

Accordingly, these financial statements are prepared on a non-going concern basis. Therefore, the assets and liabilities of the Company are reported at approximate net realisable and settlement values in these financial statements.

**2. BASIS OF PREPARATION**

- 2.1** Since the Company is not considered to be a going concern entity, these condensed interim financial statements have been prepared on a basis other than going concern. All assets and liabilities are stated at their net realisable values / settlement amounts.

Further, 'Guidline on the basis of preparation of financial statements for companies that are not considered going concern' issued by The Institute of Chartered Accountants of Pakistan (ICAP) is followed in this request.

**2.2 Statement of compliance**

These condensed interim financial statements have been prepared in accordance with the accounting and reporting standards as applicable in Pakistan for interim financial reporting. The accounting and reporting standards as applicable in Pakistan for interim financial reporting comprise of:

- International Accounting Standard (IAS) 34, Interim Financial Reporting, issued by



International Accounting Standard Board (IASB) as notified under the Companies Act, 2017; and

- Provisions of and directives issued under the Companies Act, 2017.

Where the provisions of and directives issued under the Companies Act, 2017 differ with the requirements of IAS 34, the provisions of and directives issued under the Companies Act, 2017 have been followed.

These condensed interim financial statements do not include all the information and disclosures required in the annual audited financial statements, and should be read in conjunction with company's annual audited financial statements for the year ended June 30, 2021.

The condensed interim financial statements is being submitted to the shareholders as required by the listing regulation of PSX vide section 237 of the Companies Act, 2017.

### 3. SIGNIFICANT ACCOUNTING POLICIES

The accounting policies and methods of computation adopted for the preparation of these condensed interim financial statements are the same as those applied in the preparation of the financial statements for the year ended June 30, 2021, except for the adoption of IFRS-16 "Lease". The application of IFRS-16 does not have any impact on the Company's condensed interim financial statements.

	Note	Sept 30, 2021 (Un-Audited)	June 30, 2021 (Audited)
		----- (Rupees) -----	
<b>4. LONG-TERM DEPOSITS</b>			
- At realisable value			
Deposit with Central Depository Company		<u>25,000</u>	<u>25,000</u>
<b>5. PROPERTY PLANT AND EQUIPMENT</b>			
- At realisable value			
Property, plant and equipment	5.1	<u>155,462,697</u>	<u>159,101,618</u>
<b>5.1 Particular of property, plant and equipments</b>			
Leasehold land	5.1.1	13,545,000	13,545,000
Factory building on leasehold land	5.1.1	96,753,540	99,234,400
Plant and machinery	5.1.1	44,971,875	46,125,000
Other assets		<u>192,282</u>	<u>197,218</u>
		<u>155,462,697</u>	<u>159,101,618</u>
<b>5.1.1</b>	Freehold land approximately represents 10.6 acres of land situated at Plot No. C-1, Winder Industrial Estate, Sector C, District Lasbella, Baluchistan on which factory buildings are constructed. The property was utilised as manufacturing facility by the Company.		
<b>5.1.2</b>	As on June 30, 2021, the Company revalued its leasehold land, building on leasehold land and plant & machinery from Pakistan Bankers Association's (PBA) approved independent professional valuator, M/s MYK Associates (Private) Limited. The revaluation resulted in net surplus amounting to Rs. 0.817 million determined on the basis of forced sales values.		



		Sept 30, 2021 (Un-Audited)	June 30, 2021 (Audited)
		----- (Rupees) -----	
6.	<b>BANK BALANCE</b>		
	- At realisable value		
	Cash at bank - in current account	<u>7,482</u>	<u>48,722</u>

7. **DUE TO RELATED PARTIES**

	- At settlement amount		
	Unsecured - interest free	7.1 <u>233,316,714</u>	<u>233,113,014</u>
7.1	<b>Related parties</b>		
	Hassan Ali Rice Export Company	212,768,440	212,564,740
	Syndicate Minerals Export	<u>20,548,274</u>	<u>20,548,274</u>
		<u>233,316,714</u>	<u>233,113,014</u>

7.1.1 This represents unsecured, interest free loan obtained from related parties which are repayable on December 31, 2021.

8. **CONTINGENCIES AND COMMITMENTS**

There has been no significant change in the status of contingencies and commitments as reported in the annual financial statements for the year ended June 30, 2021.

	Sept 30, 2021 (Un-Audited)	-	Sept 30, 2020 (Un-Audited)
	----- (Rupees) -----		
9.	<b>RELATED PARTY TRANSACTIONS</b>		

Name of related basis of relationship	party & nature of transaction		
Hassan Ali Rice Export Co.	Fund receiver	<u>203,700</u>	<u>221,700</u>
Related party			

9.1 Balances with related parties are disclosed in relevant notes to the condensed interim financial statements

10. **NUMBER OF EMPLOYEES**

The number of employees at the period ended were 6 (June 30, 2021: 6) and average number of employees

during the period were 6 (Sept 30, 2020: 6).

**11. AUTHORISATION FOR ISSUE**

These condensed interim financial statements were authorised for issue in the Board of Directors meeting held on 28th October 2021.

**12. GENERAL**


Figures have been rounded off to the nearest rupee unless otherwise stated.



**CHIEF EXECUTIVE OFFICER**



**CHIEF FINANCIAL OFFICER**



**DIRECTOR**



## Directors' Review

The Board of Directors would like to present the condensed, un-audited financial statements of the Company for the 1<sup>st</sup> Quarter ended on September 30<sup>th</sup>, 2021.

### **Business Review**

Having looked at the financial performance of the company it is clearly seen that Your Company has sustained a net loss after tax amounting to Rs 3.310 million at the 1<sup>st</sup> Quarter ended on September 30<sup>th</sup>, 2021 compared to a loss after tax of Rs. 3.784 million in the corresponding period.

The main reason for sustaining considerable losses is due to the operation of the Company, have been in suspension for a considerable period of time and it mainly because of non-availability of proper industrial infrastructure and viable energy source. Hence, the loss for the period was mainly because of incurring of administrative expenses and non-cash depreciation expense.

### **Financial Highlights**

The comparative financial highlights of your Company for the three months period ended on September 30<sup>th</sup>, 2021 and September 30<sup>th</sup>, 2020 are as follows:

	2021	2020
	.....Rupees .....	
Cost of Sales	0	0
Administrative Expenses	(285,636)	(275,186)
Other Expenses	(3,633,985)	(4,015,074)
Loss Before Taxation	(3,919,621)	(4,290,260)
Deferred tax	609,502	506,598
Loss After Taxation	(3,310,119)	(3,783,662)
Loss per Shares basic	(0.27)	(0.31)


### **Future Plan**


The management exercising all efforts to minimize losses and *do all necessary steps which deem fit for better prospects. There have been no material changes since June 30, 2021 and the Company has not entered into any commitments which would affect its financial position on that date, Further, the GAZPAK (Private) Limited (Acquirer) decided not to proceed with the acquisition for more than 51% shares of the company and control in Landmark Spinning Industries Limited as it was intimated to the company on 7<sup>th</sup> October 2021.*

### Acknowledgement

The Board of Directors would like to express its sincere appreciation to the Company's shareholders, business partners and other stakeholders, and especially thankful to the Securities and Exchange Commission of Pakistan, The Pakistan Stock Exchange and the Central Depository Company for their continued guidance and professional support.

For and on behalf of the Board.

X   
(AMIN. HASHWANI)  
Chief Executive Officer

X   
(NIZAM AKBER ALI HASHWANI)  
Chariman

Dated; October 28, 2021,

Karachi.



## لینڈ مارک اسپیننگ انڈسٹریز لمیٹڈ ڈائریکٹرز کی رپورٹ

بورڈ آف ڈائریکٹرز 30 ستمبر 2021 کو ختم ہونے والی پہلی سہ ماہی کے لیے کمپنی کے گاڑھے ، غیر آڈٹ شدہ مالی بیانات پیش کرنا چاہیں گے۔

### کاروباری جائزہ

کمپنی کی مالی کارکردگی کو دیکھنے کے بعد یہ واضح طور پر دیکھا جا سکتا ہے کہ آپ کی کمپنی نے 30 ستمبر 2021 کو ختم ہونے والی پہلی سہ ماہی میں 3.310 ملین روپے کے ٹیکس کے بعد خالص خسارہ برقرار رکھا ہے۔ اسی مدت میں 3.784 ملین۔

کافی نقصانات کو برقرار رکھنے کی بنیادی وجہ کمپنی کے آپریشن کی وجہ سے ہے ، کافی عرصے تک معطلی میں رہی ہے اور اس کی بنیادی وجہ مناسب صنعتی انفراسٹرکچر اور قابل عمل توانائی کے ذرائع کی عدم دستیابی ہے۔ لہذا ، اس عرصے کے لیے نقصان بنیادی طور پر انتظامی اخراجات اور غیر نقد فرسودگی کے اخراجات کی وجہ سے ہوا۔

### مالی جھلکیاں

30 ستمبر ، 2021 اور 30 ستمبر ، 2020 کو ختم ہونے والی تین ماہ کی مدت کے لیے آپ کی کمپنی کی تقابلی مالیاتی جھلکیاں حسب ذیل ہیں:

	2021	2020
	..... روپے '000' میں .....	..... روپے '000' میں .....
فروخت کی قیمت	0	0
انتظامی اخراجات	(285,636)	(275,186)
دیگر اخراجات	(3,633,985)	(4,015,074)
ٹیکس سے پہلے نقصان	(3,919,621)	(4,290,260)
موخر ٹیکس	609,502	506,598
ٹیکس کے بعد نقصان	(3,310,119)	(3,783,662)
فی حصص نقصان بنیادی	(0.27)	(0.31)

### مستقبل کا منصوبہ

مینجمنٹ نقصانات کو کم کرنے اور تمام ضروری اقدامات کرنے کے لیے تمام کوششیں کر رہی ہے جو بہتر امکانات کے لیے موزوں ہے۔ 30 جون 2021 کے بعد سے کوئی مادی تبدیلی نہیں آئی ہے اور کمپنی نے کوئی ایسا وعدہ نہیں کیا ہے جو اس تاریخ کو اس کی مالی پوزیشن کو متاثر کرے ، مزید یہ کہ غزپاک (پرائیویٹ) لمیٹڈ (حاصل کرنے والا)

نے مزید حصول کے لیے آگے نہ بڑھنے کا فیصلہ کیا۔ کمپنی کے 51 فیصد سے زیادہ حصص اور لینڈ مارک اسپننگ انڈسٹریز لمیٹڈ میں کنٹرول کیونکہ اسے 7 اکتوبر 2021 کو کمپنی کو بنایا گیا تھا۔

#### اعتراف

بورڈ آف ڈائریکٹرز کمپنی کے حصص یافتگان ، کاروباری شراکت داروں اور دیگر اسٹیک ہولڈرز کے لیے خلوصانہ تعریف کا اظہار کرنا چاہیں گے اور خاص طور پر سیکیورٹیز اینڈ ایکسچینج کمیشن آف پاکستان ، پاکستان اسٹاک ایکسچینج اور سنٹرل ڈپازٹری کمپنی کا مسلسل رہنمائی اور پیشہ ورانہ تعاون پر شکریہ ادا کریں گے۔

بورڈ کے لیے اور اس کی جانب سے۔

  
نظام علی ہاشوانی  
چیئرمین

کراچی: 28 اکتوبر 2021۔

  
امین ہاشوانی  
چیف ایگزیکٹو آفیسر