



25th February, 2022

The General Manager,
Pakistan Stock Exchange Ltd.,
Stock Exchange Building,
Stock Exchange Road,
Karachi

Sub: Financial Results for the 2nd Quarter and Half Year Ended 31st December, 2021

Dear Sir,


We have to inform you that the Board of Directors of our company in their Meeting held on **25th February, 2022, at 11.30 a.m.**, at 7-A/K, Main Boulevard Gulberg II, Lahore and through video conferencing link on zoom, approved the following:

- i) The Standalone financial results of the Company are attached as **Annexure A.**
- ii) The Consolidated financial results of the Company and its subsidiaries are attached as **Annexure B.**

The Quarterly and Half Yearly Reports of the Company for the period ended 31st December, 2021 will be transmitted through PUCARS separately, within the specified time.

Yours truly,
For Sapphire Textile Mills Limited


Company Secretary



SAPPHIRE TEXTILE MILLS LIMITED**Annexure A****UNCONSOLIDATED CONDENSED INTERIM STATEMENT OF PROFIT OR LOSS (Un-audited)
FOR THE SIX MONTHS ENDED 31 DECEMBER 2021**

	Six months ended 31 December		Three months ended 31 December	
	2021 (Rupees)	2020 (Rupees)	2021 (Rupees)	2020 (Rupees)
Net turnover	27,730,544,955	18,148,086,347	14,775,526,485	9,452,831,647
Cost of sales	(21,730,563,649)	(15,546,940,258)	(11,496,796,481)	(7,879,790,350)
Gross profit	5,999,981,306	2,601,146,089	3,278,730,004	1,573,041,297
Distribution cost	(1,080,180,382)	(506,107,698)	(563,838,739)	(251,816,052)
Administrative expenses	(288,975,282)	(224,125,036)	(153,308,234)	(118,359,940)
Other operating expenses	(330,688,442)	(161,072,288)	(171,903,030)	(106,926,837)
Other income	566,143,617	408,354,026	382,483,365	340,464,712
	(1,133,700,489)	(482,950,996)	(506,566,638)	(136,638,117)
Profit from operations	4,866,280,817	2,118,195,093	2,772,163,366	1,436,403,180
Finance cost	(1,003,149,806)	(786,568,030)	(579,718,819)	(406,004,018)
Profit before taxation	3,863,131,011	1,331,627,063	2,192,444,547	1,030,399,162
Taxation	(329,330,356)	(210,899,321)	(186,680,114)	(115,881,783)
Profit after taxation for the period	3,533,800,655	1,120,727,742	2,005,764,433	914,517,379
Earnings per share - basic and diluted	162.92	51.67	92.48	42.16

For Sapphire Textile Mills Limited




(Company Secretary)



SAPPHIRE TEXTILE MILLS LIMITED
Annexure B
**CONSOLIDATED CONDENSED INTERIM STATEMENT OF PROFIT OR LOSS (Un-audited)
FOR THE SIX MONTHS ENDED 31 DECEMBER 2021**

	Six months ended		Three months ended	
	December 31,		December 31,	
	2021	2020	2021	2020
	Rupees		Rupees	
Net turnover	40,329,679,091	26,716,691,057	20,537,336,946	13,148,371,059
Cost of sales	(27,577,336,022)	(19,072,291,470)	(15,012,546,938)	(9,686,492,999)
Gross profit	12,752,343,069	7,644,399,587	5,524,790,008	3,461,878,060
Distribution cost	(2,190,901,687)	(1,245,799,087)	(1,153,040,749)	(630,068,726)
Administrative expenses	(600,274,323)	(429,753,294)	(337,993,480)	(242,903,980)
Other operating expenses	(355,580,086)	(162,220,007)	(188,309,366)	(116,024,538)
Other income	374,339,173	271,288,394	225,796,158	205,546,985
	(2,772,416,923)	(1,566,483,994)	(1,453,547,437)	(783,450,259)
Profit from operations	9,979,926,146	6,077,915,593	4,071,242,571	2,678,427,801
Finance cost	(2,142,927,387)	(2,052,375,584)	(1,138,275,753)	(1,007,654,191)
Share of profit / (loss) of associated companies	102,255,303	(16,420,181)	70,941,273	(799,032)
Profit before taxation	7,939,254,062	4,009,119,828	3,003,908,091	1,669,974,578
Taxation				
- for the period	(498,078,465)	(237,248,457)	(290,993,190)	(131,896,501)
- prior year	12,000,778	408,110	12,000,778	408,110
Deferred	(6,198,247)	(1,782,875)	(3,016,861)	(1,782,875)
	(492,275,934)	(238,623,222)	(282,009,273)	(133,271,266)
Profit after taxation for the period	7,446,978,128	3,770,496,606	2,721,898,818	1,536,703,312
Attributable to:				
Equity holders of the parent	5,984,170,842	2,745,915,579	2,504,415,376	1,313,373,194
Non-controlling interest	1,462,807,286	1,024,581,027	217,483,442	223,330,118
	7,446,978,128	3,770,496,606	2,721,898,818	1,536,703,312
Earnings per share - basic and diluted	275.90	126.60	115.47	66.55

For Sapphire Textile Mills Limited


(Company Secretary)
