


316 - Cotton Exchange Building,
I.I. Chundrigar Road, Karachi - 74000 Pakistan
Phones : 92 - 21 - 111 -000- 100
Fax : 92 - 21 - 2416705 , 92 - 21 - 2417418
E -mail : karachi.office@sapphire.com.pk
info@sapphire.com.pk



Sapphire Fibres Limited

Ref: SFL/ Corp/Results/HY/2021- 22

February 25, 2022

The General Manager,
Pakistan Stock Exchange Ltd
Stock Exchange Building
Stock Exchange Road
Karachi.

Subject: **FINANCIAL RESULTS FOR THE HALF YEAR ENDED 31 DECEMBER 2021**

Dear Sir


We have to inform you that the Board of Directors of our company in their Meeting held at 04:00 p.m. on Friday the 25th day of February 2022 at 7-A/ K, Main Boulevard, Gulberg II, Lahore via zoom, approved the following:

The financial results of the Company, annexed standalone as Annexure 'A' and consolidated as Annexure 'B'.

The Half Yearly report of the Company for the period ended December 31, 2021, will be transmitted through PUCARS within specified time.


Yours faithfully,
for **SAPPHIRE FIBRES LIMITED**


Company Secretary



SAPPHIRE FIBRES LIMITED
FINANCIAL RESULTS (STANDALONE)
FOR THE QUARTER AND SIX MONTHS PERIOD ENDED DECEMBER 31, 2021


	Quarter ended		Six months period ended	
	December 31, 2021	December 31, 2020	December 31, 2021	December 31, 2020
	----- Rupees -----			
Sales - net	9,971,030,115	6,353,150,123	19,187,244,890	11,963,266,514
Cost of sales	(7,777,390,510)	(5,588,180,216)	(15,101,517,164)	(10,519,326,336)
Gross profit	2,193,639,605	764,969,907	4,085,727,726	1,443,940,178
Distribution cost	(470,205,568)	(228,312,790)	(833,055,945)	(415,204,177)
Administrative expenses	(130,074,772)	(94,330,277)	(225,354,833)	(188,297,243)
Other income	617,274,570	188,055,553	763,211,415	656,844,221
Other expenses	(54,580,695)	(19,791,605)	(113,495,351)	(49,498,810)
Profit from operations	2,156,053,140	610,590,788	3,677,033,012	1,447,784,169
Finance cost	(375,481,008)	(237,361,757)	(666,004,227)	(442,289,751)
Profit before taxation	1,780,572,132	373,229,031	3,011,028,785	1,005,494,418
Taxation	(158,111,431)	(65,588,536)	(257,927,360)	(144,817,029)
Profit after taxation	1,622,460,701	307,640,495	2,753,101,425	860,677,389
Earnings per share				
- basic and diluted	78.49	16.71	133.18	43.46


Rameez Ghausi
Company Secretary



SAPPHIRE FIBRES LIMITED
FINANCIAL RESULTS (CONSOLIDATED)
FOR THE QUARTER AND SIX MONTHS PERIOD ENDED DECEMBER 31, 2021

	Quarter ended		Six months period	
	December 31, 2021	December 31, 2020	December 31, 2021	December 31, 2020
	----- Rupees -----			
Sales - net	14,186,608,802	7,990,109,369	29,466,417,074	17,758,333,575
Cost of Sales	(11,196,016,090)	(6,635,081,752)	(24,002,448,630)	(14,520,229,992)
Gross profit	2,990,592,712	1,355,027,617	5,463,968,444	3,238,103,583
Distribution cost	(464,229,762)	(228,312,790)	(833,055,945)	(415,204,177)
Administrative expenses	(182,899,005)	(124,828,264)	(307,467,566)	(245,306,331)
Other income	204,563,293	209,287,749	379,750,296	244,416,000
Other expenses	(54,580,695)	(33,563,087)	(113,495,351)	(68,574,711)
Profit from operations	2,493,446,543	1,177,611,225	4,589,699,878	2,753,434,364
Finance cost	(503,515,133)	(345,493,245)	(919,897,612)	(660,067,282)
	1,989,931,411	832,117,980	3,669,802,267	2,093,367,082
Share of profit of Associated Companies	59,884,278	30,107,468	242,509,964	129,877,155
Profit before taxation	2,049,815,689	862,225,448	3,912,312,231	2,223,244,237
Taxation	(159,482,131)	(68,318,942)	(260,737,754)	(147,516,749)
Profit after taxation	1,890,333,558	793,906,506	3,651,574,477	2,075,727,488
Attributable to:				
- Shareholders of the Parent Company	1,683,743,027	649,518,607	3,288,604,875	1,589,730,789
- Non-controlling interest	206,590,531	144,387,899	362,969,602	485,996,699
	1,890,333,558	793,906,506	3,651,574,477	2,075,727,488
Earnings per share				
- attributable to shareholders of the Parent Company	81.45	31.42	159.09	76.90


Rameez Ghausi
Company Secretary