



Unilever Pakistan Foods Limited
Averi Plaza Fatima Jinnah Road Karachi-75330
T: +92 21 35660062
F: +92 21 35674968
email: corporate.affairs@unilever.com
www.unilever.pk

07th April 2022

The General Manager
Pakistan Stock Exchange Limited
Stock Exchange Building
Stock Exchange Road
Karachi.

Dear Sir,

Subject : Corrigendum to Annual Report 2021

This is to inform you that Page No. 24 of our Annual Report 2021 was erroneously published. The corrigendum containing corrected information is enclosed. The incorrect information pertains to Statement of Wealth of the Company which is neither integral part of our Financial Statement nor does have any impact on our Financial Results. It is part of other information published for the review and analysis of our shareholders.

The corrigendum and updated Annual Report is uploaded on our website which can be accessed by our shareholders. The corrigendum will also be handed over to the shareholders of the Company at the Annual General Meeting scheduled on 08th April 2022.

Yours Sincerely,

AMAN GHANCHI
Company Secretary

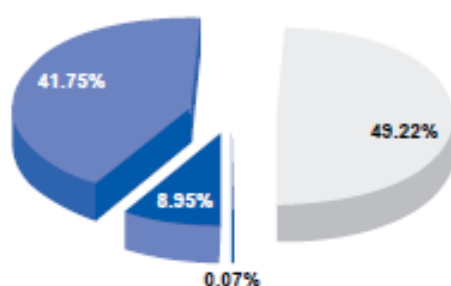
Corrigendum to Annual Report 2021

Misprinted Page 24

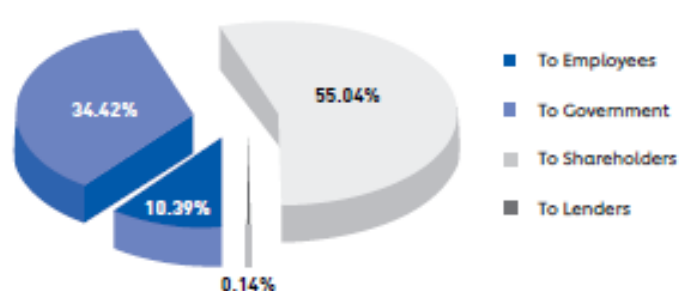
Statement of Wealth Generated and Distributed

| | 2021 Rs. in thousand | 2020 Rs. in thousand |
|---|----------------------------|----------------------------|
| WEALTH GENERATED | | |
| Total Revenue inclusive of sales tax and other Income | 17,612,886 | 18,877,270 |
| Brought-in-materials and services | (10,125,735) | (10,125,735) |
| | <u>7,487,151</u> | <u>8,751,535</u> |
| WEALTH DISTRIBUTION | | |
| To Employees | 778,194 | 778,194 |
| To Government | 2,577,397 | 3,841,781 |
| To Shareholders | 4,121,206 | 4,121,206 |
| To Providers of Capital | 10,354 | 10,354 |
| Retained for reinvestment & future growth | | |
| Total | <u>7,487,151</u> | <u>8,751,535</u> |

UPFL - WEALTH DISTRIBUTION 2021



UPFL - WEALTH DISTRIBUTION 2020

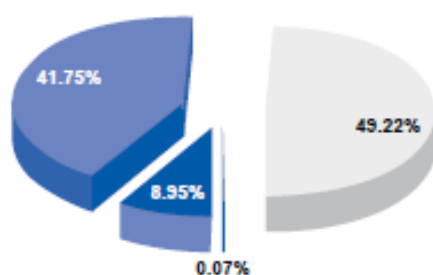


Corrected Page 24

Statement of Wealth Generated and Distributed

| | 2021 Rs. in thousand | 2020 Rs. in thousand |
|---|----------------------------|----------------------------|
| Total Revenue inclusive of sales tax and other Income | 23,809,880 | 18,877,270 |
| Brought-in-materials and services | (12,690,342) | (10,125,735) |
| | <u>11,119,538</u> | <u>8,751,535</u> |
| To Employees | 995,592 | 778,194 |
| To Government | 4,642,651 | 3,841,781 |
| To Shareholders | 5,473,489 | 4,121,206 |
| To Providers of Capital | 7,806 | 10,354 |
| Retained for reinvestment & future growth | | |
| Total | <u>11,119,538</u> | <u>8,751,535</u> |

UPFL - WEALTH DISTRIBUTION 2021



UPFL - WEALTH DISTRIBUTION 2020

