



## Sapphire Textile Mills Limited

The General Manager,  
Pakistan Stock Exchange Ltd.,  
Stock Exchange Building,  
Stock Exchange Road,  
Karachi

Dated: April 27, 2022

**Sub: Financial Results for the 3<sup>rd</sup> Quarter and Nine Months Ended March 31<sup>st</sup>, 2022**


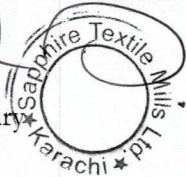
Dear Sir,

We have to inform you that the Board of Directors of our company in their Meeting held on **27<sup>th</sup> April, 2022, at 12.00 noon**, at Lahore office and through video conferencing link zoom, approved the following:

- i) The standalone financial results of the Company are attached as **Annexure A.**
- ii) The Consolidated financial results of the Company and its subsidiaries are attached as **Annexure B.**

The Quarterly Reports of the Company for the period ended 31<sup>st</sup> March, 2022 will be transmitted through PUCARS separately, within the specified time.

Yours truly,  
For Sapphire Textile Mills Limited


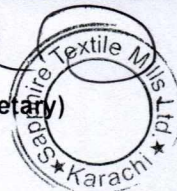
  
Company Secretary 



**SAPPHIRE TEXTILE MILLS LIMITED****(Annexure - A)****UNCONSOLIDATED CONDENSED INTERIM STATEMENT OF PROFIT OR LOSS (Un-audited)  
FOR THE NINE MONTHS ENDED 31 MARCH 2022**

	Nine months ended		Three months ended	
	31 March		31 March	
	2022	2021	2022	2021
	( Rupees )	( Rupees )	( Rupees )	( Rupees )
Net turnover	43,119,924,344	27,881,848,475	15,389,379,389	9,733,762,128
Cost of sales	(33,824,974,844)	(23,595,027,686)	(12,094,411,195)	(8,048,087,428)
<b>Gross profit</b>	<b>9,294,949,500</b>	<b>4,286,820,789</b>	<b>3,294,968,194</b>	<b>1,685,674,700</b>
Distribution cost	(1,695,868,263)	(847,845,311)	(615,687,881)	(341,737,613)
Administrative expenses	(502,699,152)	(341,017,306)	(213,723,870)	(116,892,270)
Other operating expenses	(484,077,782)	(275,325,312)	(153,389,340)	(114,253,024)
Other income	817,912,945	724,130,063	251,769,328	315,776,037
	(1,864,732,252)	(740,057,866)	(731,031,763)	(257,106,870)
<b>Profit from operations</b>	<b>7,430,217,248</b>	<b>3,546,762,923</b>	<b>2,563,936,431</b>	<b>1,428,567,830</b>
Finance cost	(1,756,063,514)	(1,167,083,942)	(752,913,708)	(380,515,912)
<b>Profit before taxation</b>	<b>5,674,153,734</b>	<b>2,379,678,981</b>	<b>1,811,022,723</b>	<b>1,048,051,918</b>
Taxation	(519,683,339)	(348,982,967)	(190,352,983)	(138,083,646)
<b>Profit after taxation for the period</b>	<b>5,154,470,395</b>	<b>2,030,696,014</b>	<b>1,620,669,740</b>	<b>909,968,272</b>
<b>Earnings per share - basic and diluted</b>	<b>237.65</b>	<b>93.62</b>	<b>74.72</b>	<b>41.95</b>

For Sapphire Textile Mills Limited



  
(Company Secretary)




**SAPPHIRE TEXTILE MILLS LIMITED****(Annexure - B)****CONSOLIDATED CONDENSED INTERIM STATEMENT OF PROFIT OR LOSS (Un-audited)****FOR THE NINE MONTHS ENDED 31 MARCH 2022**

	Nine months ended		Three months ended	
	March 31,		March 31,	
	2022	2021	2022	2021
	Rupees		Rupees	
Net turnover	61,958,712,827	40,852,677,457	21,629,033,736	14,135,986,400
Cost of sales	(43,726,435,200)	(30,055,884,162)	(16,149,099,178)	(10,983,592,692)
<b>Gross profit</b>	<b>18,232,277,627</b>	<b>10,796,793,295</b>	<b>5,479,934,558</b>	<b>3,152,393,708</b>
Distribution cost	(3,500,959,713)	(2,023,753,920)	(1,310,058,026)	(777,954,833)
Administrative expenses	(974,025,825)	(650,324,145)	(373,751,502)	(220,570,851)
Other operating expenses	(506,263,014)	(247,313,139)	(150,682,928)	(85,093,132)
Other income	864,476,827	654,126,156	490,137,654	382,837,762
	(4,116,771,725)	(2,267,265,048)	(1,344,354,802)	(700,781,054)
<b>Profit from operations</b>	<b>14,115,505,902</b>	<b>8,529,528,247</b>	<b>4,135,579,756</b>	<b>2,451,612,654</b>
Finance cost	(3,522,874,543)	(3,041,460,655)	(1,379,947,156)	(989,085,071)
Share of profit of associated companies	170,393,384	15,645,739	68,138,081	32,065,920
<b>Profit before taxation</b>	<b>10,763,024,743</b>	<b>5,503,713,331</b>	<b>2,823,770,681</b>	<b>1,494,593,503</b>
Taxation	(771,597,777)	(441,196,021)	(279,321,843)	(202,572,799)
<b>Profit after taxation for the period</b>	<b>9,991,426,966</b>	<b>5,062,517,310</b>	<b>2,544,448,838</b>	<b>1,292,020,704</b>
<b>Attributable to:</b>				
Equity holders of the parent	8,216,222,144	3,963,584,598	2,232,051,302	1,217,669,019
Non-controlling interest	1,775,204,822	1,098,932,712	312,397,536	74,351,685
	<b>9,991,426,966</b>	<b>5,062,517,310</b>	<b>2,544,448,838</b>	<b>1,292,020,704</b>
<b>Earnings per share - basic and diluted</b>	<b>378.81</b>	<b>182.74</b>	<b>102.91</b>	<b>56.14</b>

For Sapphire Textile Mills Limited



(Company Secretary)

