



Sunrays Textile Mills Ltd.

April 30, 2022
STML/53/2022(KHI)

The General Manager
Pakistan Stock Exchange Limited
Stock Exchange Building
Stock Exchange Road
Karachi

Sub: Financial Results for the nine months ended March 31, 2022

Dear Sir,

We have to inform you that the Board of Management of our company, in their meeting held on Saturday April 30, 2022 at 12:00 pm at Karachi has recommended a 'NIL' dividend.

FINANCIAL RESULTS

The financial results of the company for the nine months ended March 31, 2022 are attached as follows:

- The Financial results of the Company are enclosed as Annexure-A

Yours Sincerely
For Sunrays Textile Mills Limited

Director 

Encls.: As stated above

Copy: Executive Director/HOD
Offsite-II Department
Supervision Division
Securities & Exchange Commission of Pakistan
63, NIC Building, Jinnah Avenue
Blue Area
Islamabad.


5th Floor, Office No.508 Beaumont Plaza, Beaumont Road, Civil Lines Quarters, Karachi, Pakistan.

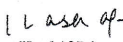
Tel # (92-21) 111-404-404 & 5693641 to 5693660(20 Lines). Fax # (92-21) 5693593 & 5693594
E-mail: info@indus-group.com & indus@fascom.com


CONDENSED INTERIM STATEMENT OF PROFIT OR LOSS (UNAUDITED)
For The Nine Month Period Ended March 31, 2022

 Nine months ended Three months ended	
	March 31, 2022	March 31, 2021	March 31, 2022	March 31, 2021
Note	----- Rupees in '000' -----			
Sales	7,316,784	5,863,716	2,496,337	2,274,934
Cost of goods sold	6 (5,467,948)	(5,021,345)	(1,923,343)	(1,797,559)
Gross profit	1,848,836	842,371	572,994	477,374
Distribution expenses	(130,456)	(84,029)	(50,231)	(38,766)
Administrative expenses	(145,451)	(121,937)	(53,306)	(43,460)
Other operating expenses	(81,107)	(32,996)	(27,090)	(18,502)
Finance cost	(43,889)	(46,042)	(11,157)	(17,259)
Other income/(loss)	93,097	69,555	83,503	(7,843)
	(307,806)	(215,449)	(58,281)	(125,830)
Profit before taxation	1,541,030	626,922	514,713	351,544
Provision for taxation	(76,028)	(64,623)	(22,346)	(21,816)
Profit for the period	1,465,003	562,299	492,368	329,728
Other comprehensive income	-	-	-	-
Total comprehensive income	1,465,003	562,299	492,368	329,728
Earnings per share - basic and diluted	70.77	Restated 27.16	23.79	Restated 15.93

The annexed selected notes from 1 to 10 form an integral part of this condensed interim financial information.


Shabbir Kausar
 Chief Financial Officer


Kashif Riaz
 Chief Executive Officer


Mian Imran Ahmed
 Chairman

Sunrays Textile Mills Ltd

Director