



# Shadab Textile Mills Limited

*Manufacturer, Importer & Exporter*

Registered Office: A-601/A, City Towers, 6-K, Main Boulevard, Gulberg-II, Lahore.  
Ph: (042) 35788714-16 Fax: (042) 35788718 E-mail: shadstm@brain.net.pk N.T.N.: 0657824-1

STML/PSX/22

November 23, 2022

The General Manager,  
Pakistan Stock Exchange Limited  
Stock Exchange Building,  
Stock Exchange Road,  
Karachi.

Subject: **PRESENTATION OF CORPORATE BRIEFING SESSION OF SHADAB TEXTILE MILLS LIMITED.**

Dear Sir,

Reference to notice PSX/N-1160 dated November 18, 2022, please find enclosed presentation for corporate briefing session of the Company held on Tuesday, November 22, 2022 at 03:30 p.m. at registered office A-601/A, City Tower, 6-K, Main Boulevard, Gulberg-II Lahore of the company.

You may please inform the TRE Certificate Holders of the Exchange accordingly.

Yours sincerely,

For Shadab Textile Mills Limited

**Muhammad Adeel Anwar Khan**  
Company Secretary



Encl: as above

# SHADAB TEXTILE MILLS LIMITED



- CORPORATE BRIEFING SESSION – 2022



# SHADAB TEXTILE MILLS LIMITED



## Vision & Mission

### **Vision:**

To strive for excellence through commitments, integrity, honesty and team work.

### **Mission:**

- Complete Satisfaction of Buyers/Consumers is our motto.
- Manufacturing of blended yarn as per the customer's requirements and market demand.
- Keeping pace with the rapidly changing technology by continuously balancing, modernization and replacement (BMR) of Plant and Machinery
- Enhancing the profitability by improving the efficiency and cost controls.
- Betterment of Mills employees as quality policy.
- Protecting the environment and contributing towards the economic strength of the country and function as a good corporate citizen.

### **Permissible Business:**

The Company is registered as a public limited company in Pakistan and engaged in the business of manufacturing, selling, buying and dealing in yarn of all types.



## Strategic / Operational Development

The management is Continuously making efforts to make BMR of the existing facilities and take new investment initiative to cope with regional competitors in technology related advantages through own resources. The management is focused toward improving in efficiencies and productivity as well as enhanced cost controls.



## FINANCIAL DETAILS

# SHADAB TEXTILE MILLS LIMITED



## Operational Highlights

	RUPEES IN THOUSANDS	
	JUNE 30	
	2022	2021
Sales – Net	5,297,444	3,305,217
Cost of Sales	-4,784,455	-2,922,424
<b>GROSS PROFIT</b>	<b>512,989</b>	<b>382,793</b>
Administrative & General	-124,103	-97,966
Selling & Distribution	-10,038	-7,090
		105,056
<b>OPERATING PROFIT</b>	<b>378,848</b>	<b>277,737</b>
Finance Cost	-71,681	-32,628
Other Charges	-21,678	-17,750
	<b>285,489</b>	227,359
Other Income	7,008	12,131
<b>PROFIT BEFORE TAXATION</b>	<b>292,497</b>	<b>239,490</b>
Taxation	-97,242	-68,849
<b>PROFIT AFTER TAXATION</b>	<b>195,255</b>	<b>170,641</b>
Basic and Diluted earning per share	<b>11.76</b>	<b>10.28</b>



# SHADAB TEXTILE MILLS LIMITED



## Operational Highlights



SHADAB TEXTILE MILLS LIMITED

Annual Report 2022

### SIX YEAR'S FINANCIAL DATA AT A GLANCE

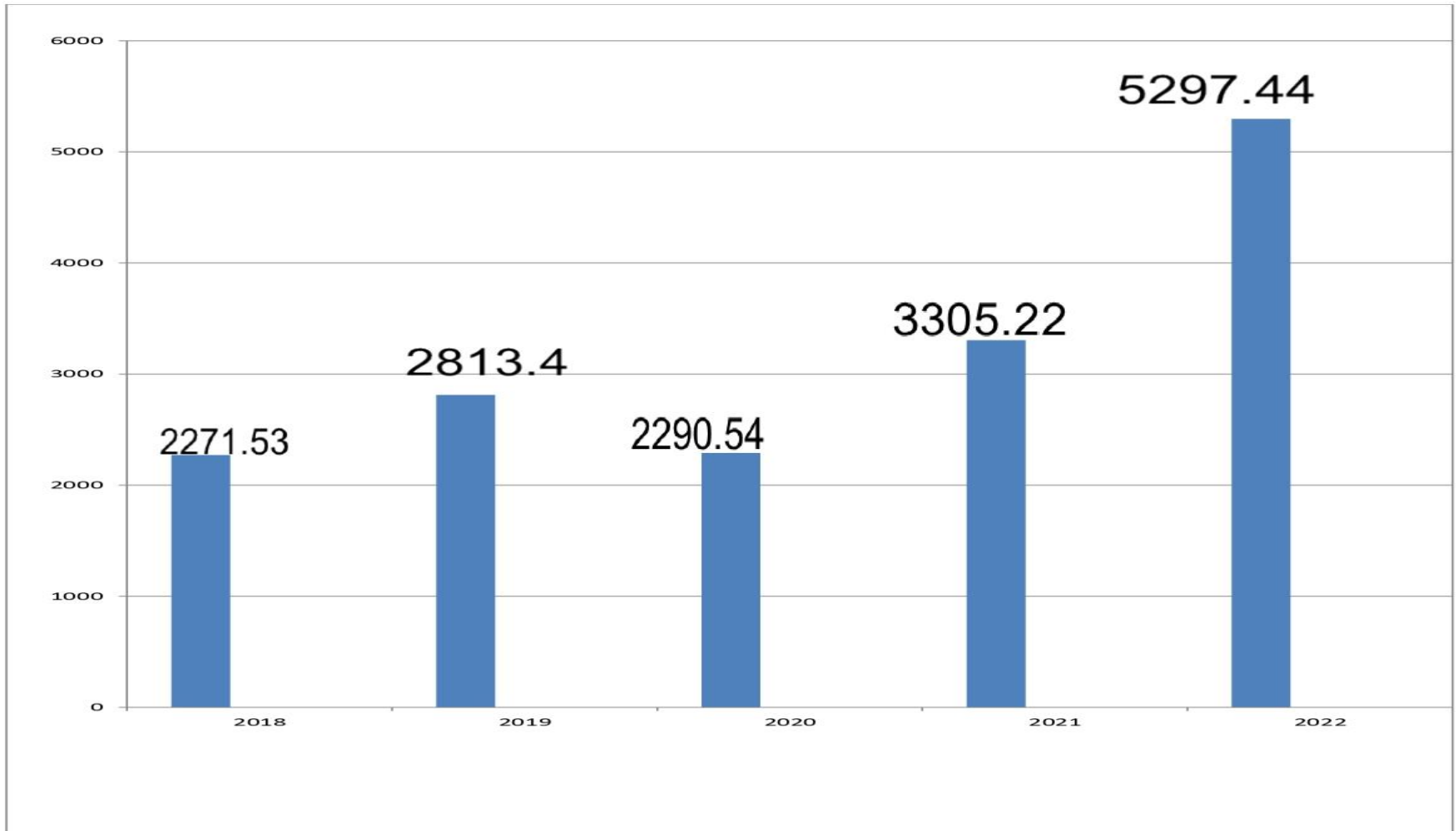
(RUPEES IN MILLION)

PARTICULARS	2022	2021	2020	2019	2018	2017
<b>ASSETS EMPLOYED</b>						
Property, plant and equipment	1,478.907	1,502.395	374.019	301.426	314.245	349.784
Right of use assets	40.985	7.551	14.993	18.741	23.426	8.124
Long term deposits	2.434	2.434	2.434	2.434	2.387	2.387
Current assets	1,447.569	930.517	985.012	456.427	423.679	360.368
<b>TOTAL ASSETS EMPLOYED</b>	<b>2,969.895</b>	<b>2,442.897</b>	<b>1,376.458</b>	<b>779.028</b>	<b>763.737</b>	<b>720.663</b>
<b>FINANCED BY</b>						
Share holders' equity	1,571.200	1,402.545	854.604	489.354	416.259	399.146
Long term financing	322.285	328.677	-	-	-	5.667
Gas Infrastructure Development Cess	-	1.074	-	-	-	-
Lease Liabilities	19.596	-	1.262	6.092	11.729	4.875
Deferred liabilities	114.151	107.177	32.899	10.767	14.557	32.923
Current liabilities	942.663	603.424	487.693	272.815	321.192	278.052
<b>TOTAL FUNDS INVESTED</b>	<b>2,969.895</b>	<b>2,442.897</b>	<b>1,376.458</b>	<b>779.028</b>	<b>763.737</b>	<b>720.663</b>
<b>PROFIT &amp; (LOSS)</b>						
Sales-net	5,297.444	3,305.217	2,290.540	2,813.430	2,271.534	2,042.324
Cost of sales	4,784.455	2,922.424	2,160.400	2,614.441	2,172.226	1,956.368
<b>Gross profit</b>	<b>512.989</b>	<b>382.793</b>	<b>130.140</b>	<b>198.989</b>	<b>99.308</b>	<b>85.956</b>
Administrative & general	124.103	97.966	73.267	68.824	53.852	47.081
Selling & distribution	10.038	7.090	5.470	5.831	4.521	4.194
<b>Operating profit</b>	<b>378.848</b>	<b>277.737</b>	<b>51.403</b>	<b>124.334</b>	<b>40.935</b>	<b>34.681</b>
Finance costs	71.681	32.628	10.644	10.183	7.583	9.785
Other charges	21.678	17.750	4.975	7.988	2.771	1.786
	285.489	227.359	35.784	106.163	30.581	23.110
Other income	7.008	12.131	27.552	2.485	3.852	0.985
<b>PROFIT BEFORE TAXATION</b>	<b>292.497</b>	<b>239.490</b>	<b>63.336</b>	<b>108.648</b>	<b>34.433</b>	<b>24.095</b>
Taxation	97.242	68.849	22.486	30.603	9.730	5.154
<b>PROFIT AFTER TAXATION</b>	<b>195.255</b>	<b>170.641</b>	<b>40.850</b>	<b>78.045</b>	<b>24.703</b>	<b>18.941</b>
<b>EARNING PER SHARE (Rs.)</b>	<b>11.76</b>	<b>10.28</b>	<b>3.27</b>	<b>24.31</b>	<b>8.23</b>	<b>6.31</b>
Dividend paid	16.600	8.300	15.600	4.950	7.590	13.122
Number of spindles installed						
Ring	33600	33600	33600	33600	33600	33600
MVS	576	576	-	-	-	-
Number of spindles worked						
Ring	33120	33120	33120	33120	33120	32640
MVS	576	576	-	-	-	-
Number of shifts per day	3	3	3	3	3	3
Actual production converted into 20/S count (Kgs. in million)	22.998	20.017	16.287	19.082	18.343	17.974

# SHADAB TEXTILE MILLS LIMITED



## Sales Chart

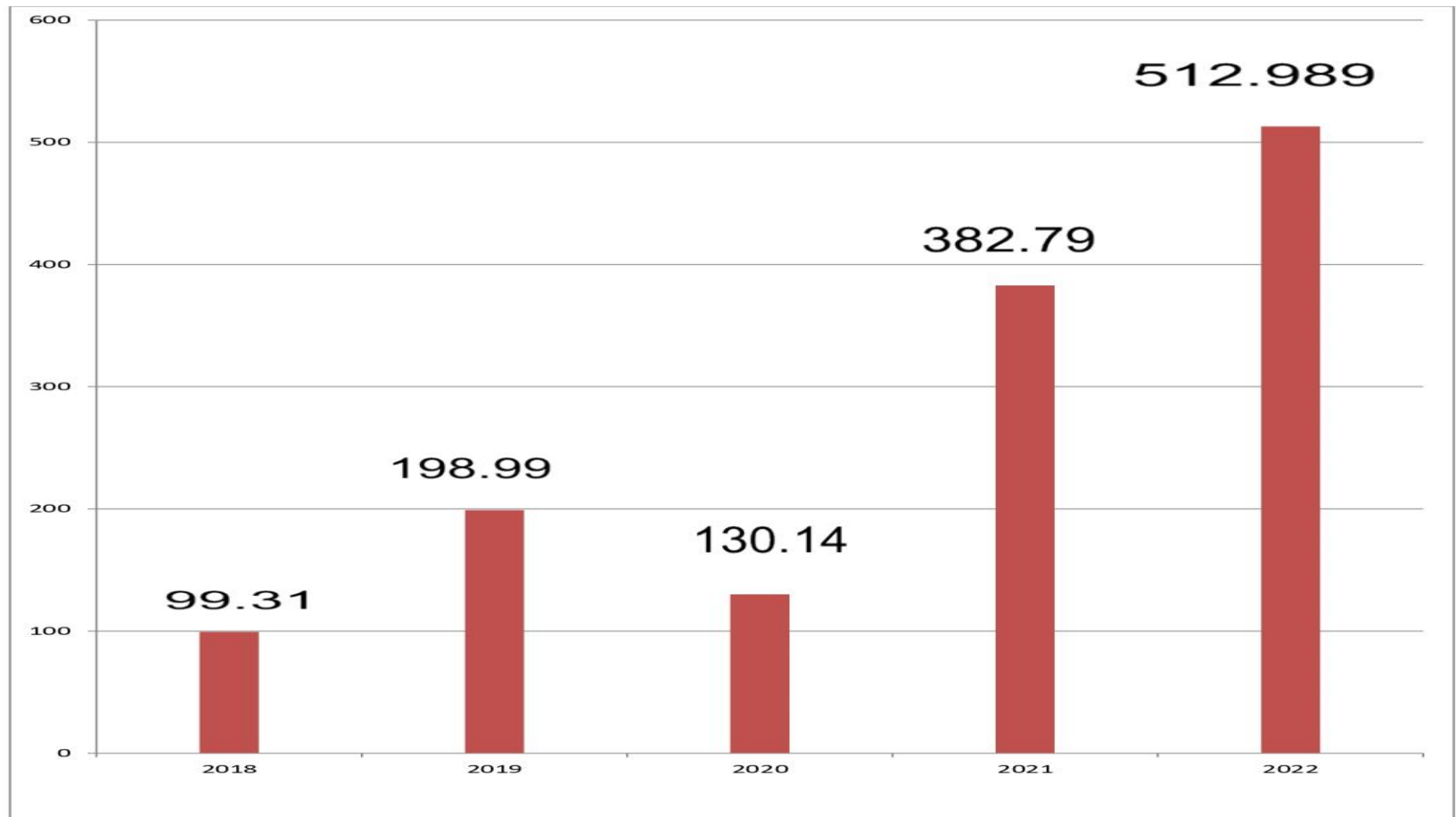




# SHADAB TEXTILE MILLS LIMITED



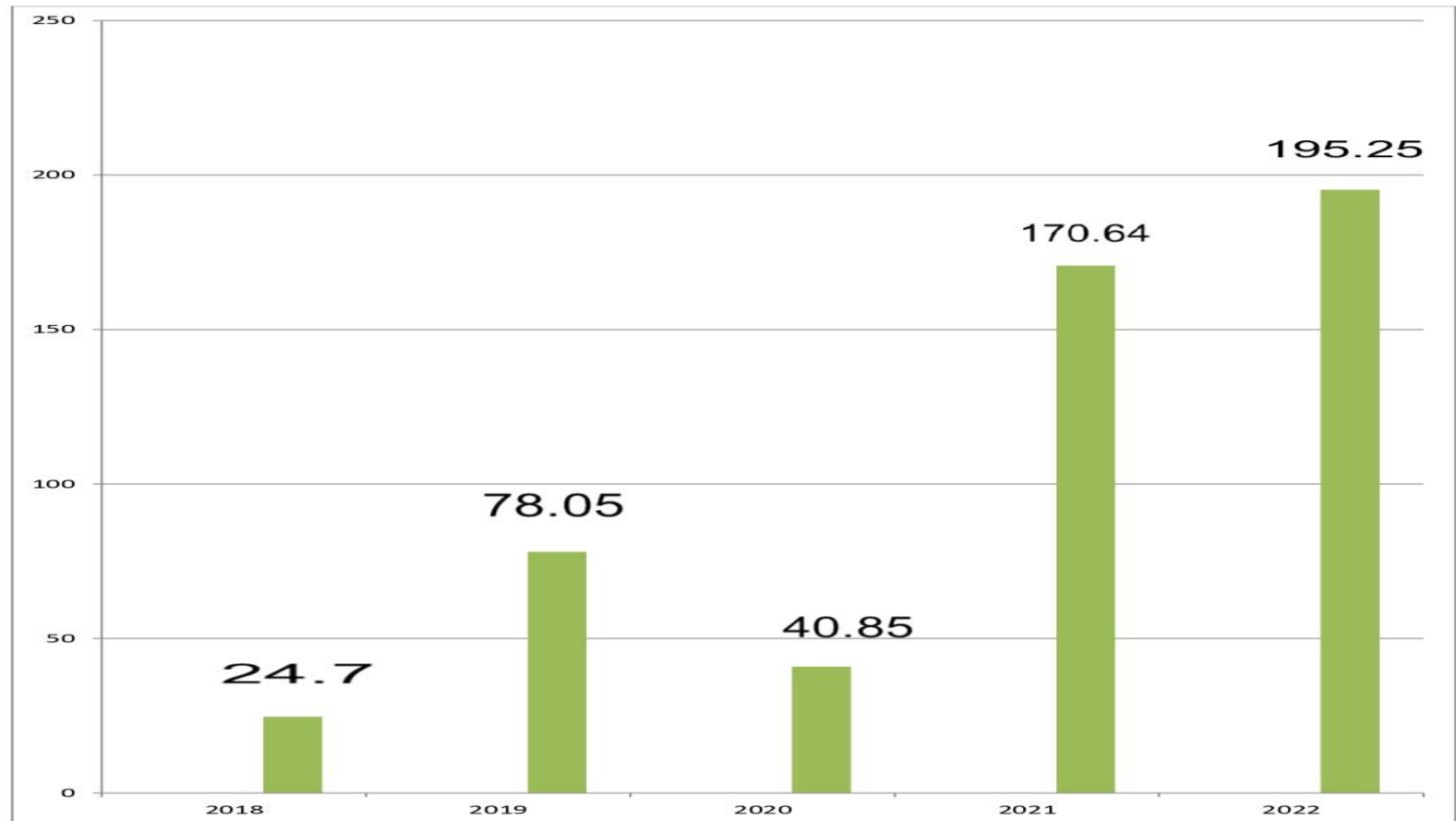
## Gross Profit



# SHADAB TEXTILE MILLS LIMITED



## Profit after Tax





## Income Statement

Sales Rs. 5.297  
Billion (Rs. 3.82  
Billion 2021 )



Gross Profit Rs. 5,12  
Million (Rs. 382.793  
Million 2021)



Profit After Taxation  
Rs. 195.255 Million  
(Rs.170.641Million  
2021)



Operating Profit Rs.  
378.848 Million (Rs.  
277.737 Million  
2021)

# SHADAB TEXTILE MILLS LIMITED



Muhammad Aslam  
CFO





The background of the slide is a photograph of a business handshake. Two hands are clasped in a firm grip over a desk. On the desk, there is a laptop, some papers, and a pen. The image is overlaid with a semi-transparent blue filter. The text 'Thank You' is written in large, white, sans-serif font across the center of the image.

# Thank You