




MCB-ARIF HABIB
Savings and Investments Limited

QUARTERLY REPORT

MARCH
2023
(UNAUDITED)

Funds Under Management of
MCB-Arif Habib Savings and Investments Limited



PAKISTAN CASH MANAGEMENT FUND

TABLE OF CONTENTS

1	Fund's Information	125
2	Report of the Directors of the Management Company	126
3	Condensed Interim Statement of Assets And Liabilities	132
4	Condensed Interim Income Statement (Un-audited)	133
5	Condensed Interim Statement of Comprehensive Income (Un-audited)	134
6	Condensed Interim Statement of Movement in Unit Holder's Funds (Un-audited)	135
7	Condensed Interim Cash Flow Statement (Un-audited)	136
8	Notes to and forming part of the Condensed Interim Financial Statements (Unaudited)	137

FUND'S INFORMATION

Management Company	MCB-Arif Habib Savings & Investments Limited Adamjee House, 2nd Floor, I.I. Chundrigar Road, Karachi.	
Board of Directors	Mr. Haroun Rashid Mr. Nasim Beg Mr. Muhammad Saqib Saleem Mr. Ahmed Jahangir Mr. Kashif A. Habib Mirza Qamar Beg Syed Savail Meekal Hussain Ms. Mavra Adil Khan	Chairman Vice Chairman Chief Executive Officer Director Director Director Director Director
Audit Committee	Mirza Qamar Beg Mr. Nasim Beg Mr. Ahmed Jahangir Mr. Kashif A. Habib Syed Savail Meekal Hussain	Chairman Member Member Member Member
Human Resource & Remuneration Committee	Mirza Qamar Beg Mr. Nasim Beg Mr. Ahmed Jahangir Syed Savail Meekal Hussain Ms. Mavra Adil Khan Mr. Muhammad Saqib Saleem	Chairman Member Member Member Member Member
Credit Committee	Mr. Nasim Beg Mr. Ahmed Jahangir	Member Member
Chief Executive Officer	Mr. Muhammad Saqib Saleem	
Chief Operating Officer & Chief Financial Officer	Mr. Muhammad Asif Mehdi Rizvi	
Company Secretary	Mr. Altaf Ahmad Faisal	
Trustee	Digital Custodian Company Limited 4th Floor, Pardesi House, Old Queens Road, Karachi, Pakistan Ph: (92-21) 32419770 Fax: (92-21) 32416371 Web: www.digitalcustodian.com	
Bankers	MCB Bank Limited Habib Metropolitan Bank Limited Bank Al-Falah Limited Allied Bank Limited Bank Al-Habib Limited Zarai Traqiati Bank Limited Habib Bank Limited Faysal Bank Limited	
Auditors	A. F. Ferguson & Co. Chartered Accountants (A Member Firm of PWC Network) Sate Life Building 1-C I.I. Chundrigar Road, Karachi.	
Legal Advisor	Bawaney & Partners 3rd & 4th Floor, 68 C, Lane 13, Bukhari Commercial Area Phase VI, D.H.A., Karachi	
Transfer Agent	MCB-Arif Habib Savings & Investments Limited Adamjee House, 2nd Floor I.I. Chundrigar Road, Karachi.	
Rating	AM1 Asset Manager Rating assigned by PACRA	

REPORT OF THE DIRECTOR OF THE MANAGEMENT COMPANY FOR THE NINE MONTHS AND QUARTER ENDED MARCH 31, 2023

Dear Investor,

On behalf of the Board of Directors, I am pleased to present **Pakistan Cash Management Fund** accounts review for the nine months and quarter ended March 31, 2023.

ECONOMY AND MONEY MARKET REVIEW

The country faced a period of heightened economic challenges, which were further escalated by the worst floods in more than a decade. The floods caused significant damage to infrastructure, crops, and livestock, as well as loss of precious lives. Efforts to shore up international aid, while resulted in significant commitments of near USD 10bn over medium term however the strain, intensified the short term pressures as country is already grappling with depleting foreign exchange reserves while struggling to unlock IMF support.

The country's external position remains precarious with SBP foreign exchange reserves declining to USD 4.2 billion (mere import cover of 3 weeks) compared to USD 9.8 billion at the start of the fiscal year. The government has been aggressively pursuing IMF program - albeit with a delay – to conclude 9th review of the Fund. Despite taking politically unpopular steps like raising energy tariff, letting PKR devalue, slapping additional taxes and raising interest rates, IMF's Staff Level Agreement (SLA) yet eludes us. The delay in the IMF program led to a slowdown in foreign flows from bilateral and multilateral partners leading to erosion in reserves. As a result, the currency remained under severe pressure, with dollar appreciating by 38.6% in 9MFY23 to close at 283.4 near to its all-time high level.

The country posted a current account deficit (CAD) of USD 3.9 billion in first eight months of the fiscal year 2023 (8MFY23) declining by 68% YoY compared to a deficit of USD 12.1 billion in the corresponding period last year. Narrowing trade deficit was the major contributor towards improving CAD as a 9.7% decrease in exports coupled with 21.0% drop in imports led to 29.8% contraction in the trade deficit. The government kept a lid on imports through administrative measures such as imposing import quotas on selective imports. However, these steps have led to an increase in smuggling activity which is also picking away remittances through gray channels. Furthermore, the tight leash on imports is not sustainable as it is causing shortages across various industries impacting overall economic growth.

Headline inflation represented by CPI averaged 27.2% during 9MFY23 as compared to 10.7% in the corresponding period last year. Higher food prices coupled with higher electricity, gas and petroleum prices were the major contributors towards rising CPI. The inflationary pressures were broad based, which is depicted by core inflation increasing to 20.4% compared to 12.3% at the end of last fiscal year. SBP increased the policy rate by a further 100bps to 21.0% in the latest monetary policy held in April 2023. On the fiscal side, FBR tax collection increased by 17.6% in 9MFY23 to PKR 5,156bn compared to PKR 4,385bn in the same period last year and below the target by PKR 304bn.

Secondary markets yields increased in 9MFY23 on account of monetary tightening and an additional bout of inflationary pressures post a massive currency devaluation. The 3,6 and 12 Month T-Bills yield increased by 643, 595 and 585 basis points (bps) respectively while 3,5 and 10 Years Bond yields rose by 479,226 and 206bps respectively during 9MFY23.

FUND PERFORMANCE

During the period under review, the fund generated an annualized return of 15.86% as against its benchmark return of 15.79%. The fund's exposure remained majorly tilted towards T-Bills/PIBs at the nine months end due to attractive interest rates. The Net Assets of the Fund as at March 31, 2023 stood at Rs. 24,304 million as compared to Rs. 5,705 million as at June 30, 2022 registering an increase of 326.01%. The Net Asset Value (NAV) per unit as at March 31, 2023 was Rs. 50.4678 which is same as of opening NAV of Rs. 50.4678 per unit as at June 30, 2022.

REPORT OF THE DIRECTOR OF THE MANAGEMENT COMPANY FOR THE NINE MONTHS AND QUARTER ENDED MARCH 31, 2023

ECONOMY & MARKET – FUTURE OUTLOOK

We expect FY23 GDP growth to decline to 0.1% as monetary tightening, rupee devaluation and the prevailing uncertainty will lead to slowdown in the economy. The loss of cotton and rice crop in the aftermath of floods would trim agriculture growth to 0.4% while industrial growth is expected at clock at -6.9% owing to demand slowdown and shortage of raw materials. The government is taking administrative measures to control imports, which may reduce service sector growth to 2.3%.

We expect the government to keep a tight leash on imports and discourage unnecessary dollar outflows. The import bill is expected to decrease by 20% YoY to USD 66 billion as we will witness volumetric compression in several segments of the economy. Thus we expect the CAD to ease to USD 5.8 billion (1.7% of GDP) in FY23, a massive drop, when compared with USD 17.4 billion (4.5% of GDP) in FY22.

Media reports indicate positive progress on confirmation of support from friendly countries which will remove the last hurdle towards IMF agreement. Saudi Arabia has confirmed commitment of USD 2bn and Pakistan is hoping for similar commitment for UAE or some other source which would lead to the much-delayed staff-level agreement with IMF. The successful resumption of IMF program is essential as it will allow us to tap funding from bilateral and multilateral sources. Due to ongoing uncertainty other external funding sources including Foreign Direct Investment and Roshan Digital Account also remain muted making IMF even more critical for sustainability of external account and economic stability.

We expect Average FY23 inflation to clock at 29.2% compared to 12.1% in FY22. A second round impact of the currency devaluation will keep inflation numbers elevated for the remainder of the year. SBP has increased interest rates by 1.0% to 21.0% in April-23 MPS to push the real interest rate in positive territory on a forward-looking basis and anchor inflation expectations. In our view, subject to smooth resumption of IMF, Interest Rates appear to be near peak and after a brief phase of current rates, a monetary easing cycle can potentially begin in the later part of the year as the base effect on inflation starts kicking in which will be more pronounced from the start of next calendar year.

From capital market perspective, particularly equities, the correction in stock prices has further opened up valuation. The market appears to have priced in the interest rate increase and currency depreciation. Market cap to GDP ratio has declined to 7.7%, a discount of 61% from its historical average. Similarly, Earning Yield Minus Risk Free Rate are close to 6.8%, compared to historical average of 2.7% signifying deep discount at which market is trading. We believe a micro view of sectors and stock will remain important and investment selection should focus on companies which trade at a deep discount to their intrinsic value. However, resolution of challenges on external account shall be critical in unlocking the huge potential. The market is currently trading at PER of 4.6x, while offering a dividend yield of 12.1%.

For debt holders, we expect Money Market Funds to continue to seamlessly mirror policy rates throughout the year. We would continue to monitor the data points and capitalize on opportunities to add government bonds in Income Funds at attractive rates to benefit from the expected monetary easing in the medium term.

MUTUAL FUND INDUSTRY REVIEW

The Net Assets of the open end mutual funds industry increased by about 22.8% during 9MFY23 to PKR 1,491 billion. Total money market funds grew by about 26.8% since June 2022. Within the money market sphere, the conventional funds showed a decline of 1.1% to PKR 441 billion while Islamic funds increased by 82.2% to PKR 411 billion. In addition, the total fixed Income funds increased by about 24.0% since June 2022 to PKR 358 billion. Equity and related funds declined by 21.9% as market witnessed a drop in 9MFY23, eroding AUMs as concern over macroeconomic factors kept investors at bay.

REPORT OF THE DIRECTOR OF THE MANAGEMENT COMPANY FOR THE NINE MONTHS AND QUARTER ENDED MARCH 31, 2023

In terms of the segment share, Money Market funds were the leader with a share of around 57.1%, followed by Income funds with 24.0% and Equity and Equity related funds having a share of 12.0% as at the end of 9MFY23.

MUTUAL FUND INDUSTRY OUTLOOK

The current interest rates would encourage higher flows in the money market funds as they are ideal for investors with a short term horizon and low risk profile. However, a correction in stock prices has opened up valuations and the long term investors may look to add equity exposure at these highly attractive levels. Our operations remained seamless and given our competitive edge in digital access and online customer experience, we are prepared to get benefits of the growing number of investors available online.

ACKNOWLEDGEMENT

The Board is thankful to the Fund's valued investors, the Securities and Exchange Commission of Pakistan and the Trustees of the Fund for their continued cooperation and support. The Directors also appreciate the efforts put in by the management team.

On behalf of Directors,



Muhammad Saqib Saleem
Chief Executive Officer
April 14, 2023



Nasim Beg
Director/Vice Chairman

ڈائریکٹرز رپورٹ

ضروری ہے۔ موجودہ طور پر مارکیٹ میں 4.6x کے PER پر تجارت ہو رہی ہے جبکہ ڈیویڈنڈ کی آمدنی 12.1 فیصد پر ہے۔
حاملین قرض کے لیے ہم توقع کرتے ہیں کہ Money مارکیٹ فنڈ سال بھر بلار کاوٹ پالیسی شرحوں کی عکاسی جاری رکھیں گے۔ ہم ڈیٹا پوائنٹس کی نگرانی، اور
پُرکشش شرحوں پر اکم فنڈز میں حکومتی بانڈز شامل کرنے کے مواقع سے استفادہ، جاری رکھیں گے تاکہ درمیانی مدت میں متوقع مالیاتی تسہیل سے فائدہ اٹھایا جاسکے۔

میوچل فنڈ صنعت کا جائزہ

اوپن اینڈ میوچل فنڈ صنعت کے net اثاثہ جات مالی سال 2023ء کے ابتدائی نو ماہ کے دوران تقریباً 22.8 فیصد بڑھ کر 1,491 بلین روپے ہو گئے۔
مجموعی Money مارکیٹ فنڈز میں جون 2022ء سے اب تک تقریباً 26.8 فیصد اضافہ ہوا۔ Money مارکیٹ کے دائرہ کار میں روایتی فنڈز 1.1 فیصد
بڑھ کر 441 بلین روپے ہو گئے، جبکہ اسلامک فنڈز 82.2 فیصد بڑھ کر 411 بلین روپے ہو گئے۔ مزید برآں، مجموعی فیکسڈ اکم فنڈز جون 2022ء سے اب تک
تقریباً 24.0 فیصد بڑھ کر 358 بلین روپے ہو گئے۔ ایکویٹی اور متعلقہ فنڈز 21.9 فیصد کم ہو گئے جس کی وجہ زبرد جائزہ مدت کے دوران مارکیٹ میں انحطاط اور
اثاثہ جات تحت الانتظامیہ میں کمی ہے کیونکہ مجموعی معاشی عوامل سے متعلق خدشات سرمایہ کاروں کی حوصلہ شکنی کا سبب بنے۔
شعبہ جاتی اعتبار سے مالی سال 2023ء کے ابتدائی نو ماہ کے اختتام پر Money مارکیٹ فنڈز تقریباً 57.1 فیصد حصے کے ساتھ سب سے آگے تھے، جبکہ
دوسرے نمبر پر اکم فنڈز تھے جن کا 24.0 فیصد حصہ تھا، اور تیسرے نمبر پر ایکویٹی اور ایکویٹی سے متعلقہ فنڈز تھے جن کا 12.0 فیصد حصہ تھا۔

میوچل فنڈ کی صنعت کے مستقبل کا منظر

سود کی موجودہ شرحوں سے Money مارکیٹ فنڈز میں زیادہ آمدورفت کی حوصلہ افزائی ہوگی کیونکہ یہ مختصر المیعاد سرمایہ کاروں کے لیے موزوں ترین ہیں جو خطرے کی
کم سطح پر رہنا چاہتے ہیں۔ تاہم اسٹاک کی قیمتوں میں تصحیح سے تعینات قدر کھل گئی ہیں اور طویل المیعاد سرمایہ کاران پرکشش سطحوں پر ایکویٹی میں مزید پیسہ
لگانا چاہیں گے۔ ہمارے آپریشنز بلار کاوٹ جاری رہے، اور ڈیجیٹل رسائی اور آن لائن سہولیات میں بھرپور سرمایہ کاری کے نتیجے میں ہمیں جو سبقت حاصل ہے اس
کی بدولت ہم آن لائن کام کرنے والے سرمایہ کاروں کی بڑھتی ہوئی تعداد سے استفادہ کر سکتے ہیں۔

اظہار تشکر

بورڈ فنڈ کے قابل قدر سرمایہ کاروں، سیکورٹیز اینڈ ایکسچینج کمیشن آف پاکستان اور فنڈ کے ٹرسٹیز کے مسلسل تعاون اور حمایت کے لیے شکر گزار ہے۔ نیز، ڈائریکٹرز
انتظامیہ ٹیم کی کاوشوں کو بھی خراج تحسین پیش کرتے ہیں۔

من جانب ڈائریکٹرز



نسیم بیگ
ڈائریکٹر / وائس چیئرمین



محمد ثاقب سلیم
چیف ایگزیکٹو آفیسر
کراچی، 14 اپریل 2023ء

ڈائریکٹرز رپورٹ

فنڈ کی کارکردگی

زیر جائزہ مدت کے دوران فنڈ کا ایک سال پر محیط منافع 15.86 فیصد تھا، جبکہ مقررہ معیار کا منافع 15.79 فیصد تھا۔ نو ماہ کے اختتام پر فنڈ کی زیادہ تر شمولیت ٹی بلز اور پی آئی بی میں رہی جس کی وجہ سے سود کی کم مدت پیش کردہ پُرکشش شرحیں تھیں۔ 31 مارچ 2023ء کو فنڈ کے خالص اثاثہ جات 24,304 ملین روپے تھے جو 30 جون 2022ء کی سطح 5,705 ملین روپے کے مقابلے میں 326.01 فیصد اضافہ ہے۔ 31 مارچ 2023ء کو خالص اثاثہ جاتی قدر (NAV) فی یونٹ 50.4678 روپے تھی جو 30 جون 2022ء کو ابتدائی اثاثہ جاتی قدر (NAV) 50.4678 روپے فی یونٹ ہی تھی۔

معیشت اور بازار - مستقبل کے امکانات

مالی سال 2023ء میں جی ڈی پی کی ترقی میں 0.1 فیصد کمی متوقع ہے کیونکہ مالیاتی سختی، روپے کی قدر میں کمی اور موجودہ غیر یقینی صورتحال کے نتیجے میں معیشت سنست روی کا شکار ہو جائے گی۔ سیلاب کی تباہ کاریوں کے ضمن میں کپاس اور چاول کی فصلوں کے ضیاع کے باعث زراعت کی ترقی متاثر ہو کر 0.4 فیصد ہو جائے گی جبکہ صنعتی ترقی 6.9- فیصد متوقع ہے جس کے اسباب طلب میں سنست روی اور خام مال کی قلت ہیں۔ حکومت درآمدات پر قابو پانے کے لیے انتظامی اقدامات کر رہی ہے جس کے باعث خدمات کے شعبے کی ترقی کم ہو کر 2.3 فیصد ہو جائے گی۔

ہم حکومت سے امید کرتے ہیں کہ وہ درآمدات کی لگام مضبوطی سے کھینچ کر رکھے گی اور ڈالر کے غیر ضروری اخراجات کو بہاؤ کی حوصلہ شکنی کرے گی۔ درآمدات متوقع طور پر 20 فیصد YoY کم ہو کر 66 بلین ڈالر ہو جائیں گی کیونکہ معیشت کے متعدد گوشوں کے حجم سنکڑ جائیں گے۔ چنانچہ ہمیں توقع ہے کہ مالی سال 2023ء میں سی اے ڈی کم ہو کر 5.8 بلین ڈالر (جی ڈی پی کا 1.7 فیصد) ہو جائے گا جو مالی سال 2022ء کے 17.4 بلین ڈالر (جی ڈی پی کے 4.5 فیصد) کے مقابلے میں قابل ذکر کمی ہے۔

میڈیا رپورٹس کے مطابق دوست ممالک سے تعاون کی تصدیق میں مثبت پیش رفت ہوئی ہے جس کی بدولت آئی ایم ایف معاہدے کی راہ میں حائل آخری رکاوٹ دور ہو جائے گی۔ سعودی عرب نے 2 بلین ڈالر کے معاہدے کی تصدیق کی ہے، اور متحدہ عرب امارات سے بھی اسی نوعیت کے معاہدے کی توقع ہے، جس کی بدولت بے حد مطلوب آئی ایم ایف اسٹاف لیول معاہدے کی راہ ہموار ہوگی۔ آئی ایم ایف پروگرام کی کامیابی کی بحالی ایک کلیدی مثبت پیش رفت ہے کیونکہ اس کی بدولت ہم دوطرفہ اور کثیر الجہتی ذرائع سے رقم حاصل کر سکیں گے۔ موجودہ غیر یقینی صورتحال کے باعث حصول رقم کے دیگر خارجی ذرائع بشمول براہ راست غیر ملکی سرمایہ کاری (FDI) اور روٹن ڈیجیٹل اکاؤنٹ بھی کارآمد ثابت نہیں ہو رہے ہیں، اور اس کے نتیجے میں آئی ایم ایف خارجی اکاؤنٹ کی قابلیت بقاء اور معاشی استحکام کے لیے مزید مشکل ہو رہی ہے۔

مالی سال 2023ء میں اوسط مہنگائی 29.2 فیصد متوقع ہے، بالمشابہت مالی سال 2022ء میں 12.1 فیصد کے۔ روپے کی قدر میں کمی کے اثر کا دوسرا دور سال کے بقیہ حصے کے دوران مہنگائی کے عدد بلند سطح پر رکھے گا۔ ایس بی پی نے اپریل 2023ء MPS میں سود کی شرحوں کو 1.0 فیصد بڑھا کر 21.0 فیصد کر دیا ہے تاکہ حقیقی شرح سود کو ترقی پسندانہ بنیاد پر مثبت علاقے میں لے جایا جاسکے اور مہنگائی کی توقعات کو لنگر انداز کیا جاسکے۔

ہم سمجھتے ہیں کہ آئی ایم ایف کی بلا رکاوٹ بحالی سے مشروط سود کی شرحیں بظاہر بلندی کے قریب ہیں، اور موجودہ شرحوں کے ایک مختصر دور کے بعد سال کے اواخر میں مالیاتی تسہیل کا چکر شروع ہو سکتا ہے، کیونکہ مہنگائی پر base effect پڑنے لگے گا جو اگلے سال کے آغاز سے مزید واضح ہوگا۔

کیپیٹل مارکیٹ، خصوصاً ایکویٹیز، کے نقطہ نظر سے اسٹاک کی قیمتوں میں تصحیح سے تعین قدر مزید کھل گئی ہے۔ مارکیٹ نے بظاہر شرح سود میں اضافے اور روپے کی قدر میں کمی کو مد نظر رکھا ہے۔ مارکیٹ cap کا جی ڈی پی کے ساتھ تناسب کم ہو کر 7.7 فیصد ہو گیا ہے جو اس کے قدیم اوسط سے 61 فیصد کمی ہے۔ اسی طرح، Earning Yield Minus Risk Free Rate تقریباً 6.8 فیصد ہیں، اور ان کے قدیم اوسط 2.7 فیصد سے موازنہ کرنے پر مارکیٹ میں ہونے والی تجارت میں بھرپور کمی کا پتہ چلتا ہے۔ ہم سمجھتے ہیں کہ شعبہ جات اور اسٹاکس کا بہت قریبی تناظر اہم رہے گا اور سرمایہ کاری کے انتخاب کے لیے ان کمپنیوں پر توجہ مرکوز کی جانی چاہیے جو اپنی اندرونی قدر میں بھرپور کمی پر تجارت کرتی ہیں۔ تاہم ضخیم استعداد سے فائدہ اٹھانے کے لیے خارجی میدان کے مسائل سے نمٹنا

ڈائریکٹر رپورٹ

عزیز سرمایہ کار

بورڈ آف ڈائریکٹرز کی جانب سے پاکستان کیش مینجمنٹ فنڈ کے اکاؤنٹس مختتمہ برائے نومبر اور سہ ماہی 31 مارچ 2023ء کا جائزہ پیش خدمت ہے۔

معیشت اور بازار کا جائزہ

ملک گھمبیر معاشی مسائل کے دور سے گزرا ہے اور گزشتہ ایک دہائی سے زائد کے بدترین سیلابوں نے اسے مزید سنگین بنا دیا۔ سیلابوں سے انفراسٹرکچر یعنی ساخت، فصلوں اور مویشیوں کو شدید نقصان پہنچا اور انسانی جانوں کا ضیاع ہوا۔ بین الاقوامی امداد جمع کرنے کی کوششوں کے نتیجے میں اگرچہ درمیانی مدت میں تقریباً 10 بلین ڈالر سے زائد کے وعدے حاصل ہوئے تاہم مختصر مدت کے دباؤ میں اضافہ ہوا کیونکہ ملک پہلے ہی زرمبادلہ کے کم ہوتے ہوئے ذخائر سے نمٹ رہا ہے اور آئی ایم ایف کی امداد حاصل کرنے کی کاوش میں لگا ہوا ہے۔

ملک کی خارجی صورتحال غیر یقینی رہی کیونکہ ایس بی پی کے زرمبادلہ کے ذخائر کم ہو کر 4.2 بلین ڈالر (صرف 3 ہفتوں کا درآمداتی cover) جبکہ مالی سال کے آغاز میں 9.8 بلین ڈالر تھے۔ حکومت متحزک انداز میں آئی ایم ایف پروگرام پر عمل کرتے ہوئے - اگرچہ کچھ تاخیر کے ساتھ - فنڈ کا نواں (9th) جائزہ پایہ تکمیل تک پہنچانے کے لیے پُر عزم ہے۔

سیاسی اعتبار سے ناپسندیدہ فیصلوں مثلاً بجلی اور گیس کی قیمت بڑھانے، روپے کی قدر میں کمی ہونے دینا، اضافی ٹیکس لگانے، اور سود کی شرحوں میں اضافہ کرنے کے باوجود آئی ایم ایف کا اسٹاف لیول ایگریمنٹ (SLA) اب بھی ہمارے ہاتھ نہیں آیا ہے۔ آئی ایم ایف پروگرام میں تاخیر کے باعث دو طرفہ اور کثیرالجہتی شراکت داروں سے غیر ملکی امداد دست روی کا شکار ہوئیں اور ذخائر میں کمی ہوئی۔ اس کے نتیجے میں روپے پر شدید دباؤ رہا اور مالی سال 2023ء میں ڈالر کی قدر 38.6 فیصد بڑھ کر 283.4 روپے ہو گئی جو اب تک کی بلند ترین سطح ہے۔

مالی سال 2023ء کے ابتدائی آٹھ ماہ میں ملک نے 3.9 بلین ڈالر کرنٹ اکاؤنٹ خسارہ (سی اے ڈی) پوسٹ کیا، جو سال گزشتہ کی مماثل مدت کی سطح 12.1 بلین ڈالر کے مقابلے میں 68 فیصد YoY کمی ہے۔ سی اے ڈی میں بہتری میں اہم ترین کردار تجارتی خسارے میں کمی کا ہے۔ برآمدات میں 9.7 فیصد کمی کے ساتھ ساتھ درآمدات میں 21.0 فیصد کمی کی بدولت تجارتی خسارہ 29.8 فیصد سے سنکڑ گیا۔ حکومت نے انتظامی اقدامات کے ذریعے درآمدات کو قابو میں رکھا، مثلاً منتخب درآمدات پر درآمداتی کوٹوں کا نفاذ۔ تاہم ان اقدامات سے اسمگلنگ (غیر قانونی درآمدات) کی سرگرمیوں میں اضافہ ہوا ہے اور مشتہ ذرائع سے ترسیلات زر ضائع ہو رہی ہیں۔ علاوہ ازیں، درآمدات کو سختی سے قابو میں رکھنا پائیدار عمل نہیں ہے کیونکہ اس سے مختلف صنعتوں میں کمی پیدا ہو رہی ہے جس کے نتیجے میں مجموعی معاشی ترقی متاثر ہو رہی ہے۔

ہیڈ لائن انفراسٹرکچر، جس کی ترجمانی CPI یعنی صارفی قیمت کے انڈیکس سے ہوتی ہے، کا اوسط مالی سال 2023ء کے ابتدائی نو ماہ کے دوران 27.2 فیصد تھا جبکہ گزشتہ سال مماثل مدت میں 10.7 فیصد تھا۔ اشیائے خورد و نوش کی قیمتوں کے ساتھ ساتھ بجلی کے نرخ میں اضافہ اور پٹرول کی بڑھتی ہوئی قیمتیں CPI میں اضافے کے اہم ترین اسباب تھے۔ مہنگائی کا دباؤ وسیع پیمانے پر تھا جس کا اظہار core مہنگائی میں 20.4 فیصد کی سطح تک اضافے سے ہوا جو گزشتہ مالی سال کے اختتام پر 12.3 فیصد تھا۔ ایس بی پی نے اپریل 2023ء کی تازہ ترین مانیٹری پالیسی میں پالیسی شرح کو مزید 100 بیسیس پوائنٹس (بی پی ایس) بڑھا کر 21.0 فیصد کر دیا۔ مالیاتی جہت میں ایف بی آر کی ٹیکس وصولی میں مالی سال 2023ء کے ابتدائی نو ماہ میں 17.6 فیصد اضافہ ہوا اور 5,156 بلین روپے ٹیکس جمع ہوئے، جبکہ گزشتہ سال مماثل مدت میں 4,385 بلین روپے تھا اور ہدف سے 304 بلین روپے کم تھا۔

ثانوی مارکیٹوں کی پیداوار میں مالی سال 2023ء کے ابتدائی نو ماہ میں اضافہ ہوا جس کے اسباب مالیاتی سختی اور روپے کی قدر میں خطیر کمی کے بعد مہنگائی کے دباؤ کی نئی لہر ہے۔ 3، 6 اور 12 ماہانہ ٹی-بلنز کے منافع جات میں بالترتیب 643,595 اور 585 بی پی ایس، جبکہ 3، 5 اور 10 سالہ بانڈز کے منافع جات میں بالترتیب 479,226 اور 206 بی پی ایس کا اضافہ ہوا۔

**CONDENSED INTERIM STATEMENT OF ASSETS AND LIABILITIES
AS AT MARCH 31, 2023**

	March 31, 2023 (Unaudited)	June 30, 2022 (Audited)
Note	----- (Rupees in '000) -----	
ASSETS		
Balances with banks	4 2,996,272	5,628,554
Investments	5 20,174,117	-
Advances, prepayments and profit receivable	262,926	100,896
Receivable against sale of investments	940,671	
Total assets	<u>24,373,986</u>	<u>5,729,450</u>
LIABILITIES		
Payable to MCB - Arif Habib Savings and Investments Limited - Management Company	6 30,353	2,906
Payable to Digital Custodian Company Limited - Trustee	567	271
Payable to the Securities and Exchange Commission of Pakistan (SECP)	2,297	1,341
Accrued and other liabilities	7 37,264	19,666
Total liabilities	70,481	24,184
NET ASSETS	<u>24,303,505</u>	<u>5,705,266</u>
Unit holders' fund (as per statement attached)	<u>24,303,505</u>	<u>5,705,266</u>
Contingencies and commitments	8	
	----- (Number of units) -----	
NUMBER OF UNITS IN ISSUE	<u>481,564,584</u>	<u>113,047,650</u>
	----- (Rupees) -----	
NET ASSET VALUE PER UNIT	<u>50.4678</u>	<u>50.4678</u>

The annexed notes from 1 to 17 form an integral part of these condensed interim financial statements.

For MCB-Arif Habib Savings and Investments Limited
(the Management Company)



Chief Executive Officer



Chief Financial Officer



Director

**CONDENSED INTERIM INCOME STATEMENT (UN-AUDITED)
FOR THE NINE MONTHS AND QUARTER ENDED MARCH 31, 2023**

	Nine months period ended		Quarter Ended	
	March 31,		March 31,	
	2023	2022	2023	2022
Note ----- (Rupees in '000) -----				
INCOME				
Income from government securities	797,839	147,639	421,921	91,717
Income from PIB FRB	35,878	-	35,878	-
Income on LOP	56,216	-	56,216	-
Income on other placement	101,003	-	101,003	-
Income from PIB FRB - Fortnifty	116,544	-	116,544	-
Income from TFC	34,323	-	13,441	-
Profit on bank deposits	522,568	343,357	76,714	122,249
Capital gain / (loss) on sale of investments - net	120,622	7,946	(1,751)	(733)
Unrealised appreciation / (diminution) on re-measurement of investments classified as 'at fair value through profit or loss' - net	7,263	2	470	(856)
Profit on term deposits receipts	57,943	9,912	(85,708)	9,011
Total income	1,850,198	508,856	734,728	221,388
EXPENSES				
Remuneration of MCB-Arif Habib Savings and Investments Limited - Management Company	53,388	8,583	19,564	2,859
Sindh Sales tax on remuneration of the Management Company	6,940	1,116	2,543	372
Allocated expenses	2,259	21	160	-
Selling and marketing expenses	34,937	2,147	21,076	-
Remuneration of the Digital Custodian Company Limited - Trustee	4,264	2,240	1,501	973
Sindh Sales tax on remuneration of the Trustee	555	291	195	124
Annual fee to the Securities and Exchange Commission of Pakistan	2,297	1,044	870	399
Auditors' remuneration	458	403	136	151
Brokerage, settlement charges and bank charges	1,836	626	796	222
Legal and professional charges	180	137	98	(334)
Printing and stationery	27	53	13	12
Other expenses	384	472	125	(1,913)
Total expenses	107,527	17,134	47,078	2,865
Net income from operating activities	1,742,671	491,722	687,650	218,523
Reversal/(Provision) for Sindh Workers' Welfare Fund (SWWF)	-	12,614	-	-
Net income for the period before taxation	1,742,671	504,336	687,650	218,523
Taxation	9	-	-	-
Net income for the period after taxation	1,742,671	504,336	687,650	218,523
<i>Allocation of net income for the period:</i>				
Net income for the period after taxation	1,742,671	504,336		
Income already paid on units redeemed	-	(14,799)		
	1,742,671	489,534		
<i>Accounting income available for distribution:</i>				
- Relating to capital gains	127,886	7,374		
- Excluding capital gains	1,614,785	482,160		
	1,742,671	489,534		

Earnings per unit

10

The annexed notes from 1 to 17 form an integral part of these condensed interim financial statements.


For MCB-Arif Habib Savings and Investments Limited
(the Management Company)



Chief Executive Officer



Chief Financial Officer



Director

**CONDENSED INTERIM STATEMENT OF COMPREHENSIVE INCOME (UN-AUDITED)
FOR THE NINE MONTHS AND QUARTER ENDED MARCH 31, 2023**

	Nine months period ended March 31,		Quarter ended March 31,	
	2023	2022	2023	2022
	----- (Rupees in '000) -----			
Net income for the period after taxation	1,742,671	504,336	687,650	218,523
Other comprehensive income for the period	-	-	-	-
Total comprehensive income for the period	<u>1,742,671</u>	<u>504,336</u>	<u>687,650</u>	<u>218,523</u>

The annexed notes from 1 to 17 form an integral part of these condensed interim financial statements.


For MCB-Arif Habib Savings and Investments Limited
(the Management Company)



Chief Executive Officer



Chief Financial Officer



Director

**CONDENSED INTERIM STATEMENT OF MOVEMENT IN UNIT HOLDERS' FUND (UN-AUDITED)
FOR THE NINE MONTHS ENDED MARCH 31, 2023**

	Nine months period ended March 31, 2023			Nine months period ended March 31, 2022		
	Capital value	Undistributed income	Total	Capital value	Undistributed income	Total
	(Rupees in '000)					
Net assets at the beginning of the period	5,688,403	16,863	5,705,266	3,101,753	16,863	3,118,616
Issuance of 1,433,191,826 (March 31, 2022: 770,270,977) units including additional units						
- Capital value (at net assets value per unit at the beginning of the period)	72,330,038	-	72,330,038	38,873,882	-	38,873,882
- Element of income	-	-	-	58,155	-	58,155
	72,330,038	-	72,330,038	38,932,037	-	38,932,037
Redemption of 1,064,674,891 (March 31, 2022: 528,334,784) units						
- Capital value (at net assets value per unit at the beginning of the period)	(53,731,799)	-	(53,731,799)	(26,663,894)	-	(26,663,894)
- Element of income	-	-	-	(6,461)	(14,799)	(21,260)
	(53,731,799)	-	(53,731,799)	(26,670,355)	(14,799)	(26,685,154)
Total comprehensive income for the period	-	1,742,671	1,742,671	-	504,336	504,336
Total Interim distribution		1,742,474	1,742,474		(489,483)	(489,483)
Refund of capital	-	-	-	(51,743)	0	(51,743)
	-	1,742,474	1,742,474	(51,743)	(489,483)	(541,226)
Net assets at the end of the period	<u>24,286,642</u>	<u>3,502,008</u>	<u>24,303,505</u>	<u>15,311,692</u>	<u>16,917</u>	<u>15,328,606</u>
Undistributed income brought forward comprising of:						
- Realised		16,863			16,863	
- Unrealised gain		-			-	
		16,863			16,863	
Accounting income available for distribution:						
- Relating to capital gains		127,886			7,374	
- Excluding capital gains		1,614,785			482,163	
		1,742,671			489,537	
Distributions during the period		1,742,474			(489,483)	
Undistributed income carried forward		<u>3,502,008</u>			<u>16,917</u>	
Undistributed income carried forward comprising of:						
- Realised		3,494,744			16,915	
- Unrealised		7,263			2	
		<u>3,502,008</u>			<u>16,917</u>	
Net asset value per unit at the beginning of the period		<u>50.4678</u>			<u>50.4678</u>	
Net asset value per unit at the end of the period		<u>50.4678</u>			<u>50.4678</u>	

The annexed notes from 1 to 17 form an integral part of these condensed interim financial statements .

For MCB-Arif Habib Savings and Investments Limited
(the Management Company)



Chief Executive Officer



Chief Financial Officer



Director

**CONDENSED INTERIM STATEMENT OF CASH FLOWS (UN-AUDITED)
FOR THE NINE MONTHS ENDED MARCH 31, 2023**

	<u>Nine months period ended</u>	
	<u>March 31,</u> <u>2023</u>	<u>March 31,</u> <u>2022</u>
CASH FLOWS FROM OPERATING ACTIVITIES	Note	----- (Rupees in '000) -----
Net income for the period before taxation		1,742,671 504,336
Adjustments for:		
Unrealised appreciation on re-measurement of investments classified as 'financial assets at fair value through profit or loss' - net		(7,263) (2)
Provision for Sindh Workers' Welfare Fund (SWWF)		- (12,614)
		<u>1,735,408</u> <u>491,720</u>
(Increase) / Decrease in assets		
Investments - net		(12,514,410) 2
Advances, prepayments and profit receivable		(162,030) (101,263)
Receivable against sale of investments		(940,671) -
		(13,617,111) (101,261)
(Decrease) / increase in liabilities		
Payable to MCB - Arif Habib Savings and Investments Limited- Management Company		27,447 256
Payable to Digital Custodian Company Limited - Trustee		296 272
Payable to the Securities and Exchange Commission of Pakistan		956 566
Accrued expenses and other liabilities		17,599 3,635
		46,298 4,729
Net cash (used in) / generated from operating activities		<u>(11,835,405)</u> <u>395,187</u>
CASH FLOWS FROM FINANCING ACTIVITIES		
Receipts from issuance and conversion of units		72,330,038 38,880,291
Payments against redemption and conversion of units		(53,731,799) (26,685,154)
Dividend paid		(1,742,474) (489,483)
Net cash generated from financing activities		16,855,765 11,705,654
Net increase in cash and cash equivalents during the period		<u>5,020,360</u> <u>12,100,842</u>
Cash and cash equivalents at the beginning of the period		5,628,554 3,141,821
Cash and cash equivalents at the end of the period	11	<u><u>10,648,914</u></u> <u><u>15,242,663</u></u>

The annexed notes from 1 to 17 form an integral part of these condensed interim financial statements.


For MCB-Arif Habib Savings and Investments Limited
(the Management Company)



Chief Executive Officer



Chief Financial Officer



Director

NOTES TO AND FORMING PART OF THE CONDENSED INTERIM FINANCIAL STATEMENTS (UN-AUDITED) FOR THE NINE MONTHS ENDED MARCH 31, 2023

1. LEGAL STATUS AND NATURE OF BUSINESS

- 1.1 Pakistan Cash Management Fund (the Fund) was established under a Trust Deed executed between Arif Habib Investments Limited (now MCB-Arif Habib Savings and Investments Limited) as the Management Company and Habib Metropolitan Bank Limited as Trustee on February 08, 2008. Subsequently, Digital Custodian Company Limited (Formerly: MCB Financial Services Limited) has been appointed as the trustee of the fund with effect from July 21, 2014. The draft Trust Deed was approved by the Securities and Exchange Commission of Pakistan (SECP) vide its letter dated February 01, 2008 consequent to which the Trust Deed was executed on February 08, 2008. The Fund are required to be registered under the "Sindh Trusts Act, 2020" (the Sindh Trust Act). Accordingly, on August 13, 2021 the Trust Deed of the fund had been registered under the Sindh Trust Act.
- 1.2 The Management Company of the Fund obtained the requisite license from the Securities and Exchange Commission of Pakistan (SECP) to undertake asset management services under the Non-Banking Finance Companies (Establishment and Regulation) Rules, 2003 (the NBFC Rules). The registered office of the Management Company is situated at 2nd Floor, Adamjee House, I.I Chundrigar Road, Karachi, Pakistan.
- 1.3 The Fund is an open-ended mutual fund and has been categorised as "money market scheme" and is listed on the Pakistan Stock Exchange Limited. The Fund primarily invests in market treasury bills, short term Government instruments and reverse repurchase transactions against government securities.
- 1.4 Units are offered for public subscription on a continuous basis. The units are transferable and can be redeemed by surrendering them to the Fund.
- 1.5 The Pakistan Credit Rating Agency Limited (PACRA) has assigned an asset manager rating of 'AM1' dated October 06, 2022 to the Management Company and has assigned stability rating of 'AA+(f)' dated March 09, 2023 to the Fund.
- 1.6 Title to the assets of the Fund is held in the name of Digital Custodian Company Limited as Trustee of the Fund.

2. BASIS OF PREPARATION

2.1 Statement of compliance

- 2.1.1 This condensed interim financial statements have been prepared in accordance with the accounting and reporting standards as applicable in Pakistan which comprises of:
- International Accounting Standard (IAS) 34, Interim Financial Reporting, issued by the International Accounting Standards Board (IASB) as notified under the Companies Act, 2017 (the Act);
 - Provisions of and directives issued under the Companies Act, 2017 along with part VIIIA of the repealed Companies Ordinance, 1984; and
 - The NBFC Rules, the Non-Banking Finance Companies and Notified Entities Regulations, 2008 (the NBFC Regulations) and the requirements of Trust Deed.

Where provisions of and directives issued under the Companies Act, 2017, Part VIIIA of the repealed Companies Ordinance, 1984, the NBFC rules, the NBFC Regulations and requirements of the Trust Deed differ from the International Accounting Standard (IAS) 34, Interim Financial Reporting, the provisions of and directives issued under the Companies Act, 2017, Part VIIIA of the repealed Companies Ordinance, 1984, the NBFC Rules, the NBFC Regulations and requirements of the Trust Deed have been followed.

- 2.2 This condensed interim financial information does not include all the information and disclosures required for full annual financial statements and should be read in conjunction with the financial statements for the year ended 30 June 2022. The comparative in the statement of assets and liabilities presented in the condensed interim financial information as at 31 March 2023 have been extracted from the audited financial statements of the Fund for the year ended 30 June 2022, where as the comparatives in the condensed interim income statement, condensed interim cash flow statement, condensed interim distribution statement and condensed interim statement of movement in unit holders' funds are stated from unaudited condensed interim financial information for the nine months ended 31 March 2022.
- 2.3 The disclosures made in this condensed interim financial information have, however, been limited based on the requirements of the International Accounting Standard 34: 'Interim Financial Reporting'. This condensed interim financial information is unaudited.
- 2.4 In compliance with schedule V of the NBFC Regulations the Directors of the Management Company, hereby declare that this condensed interim financial statement give a true and fair view of the state of affairs of the Fund.
- 2.5 This condensed interim financial information is presented in Pak Rupees which is the functional and presentation currency of the Fund.

**NOTES TO AND FORMING PART OF THE CONDENSED INTERIM FINANCIAL STATEMENTS (UN-AUDITED)
FOR THE NINE MONTHS ENDED MARCH 31, 2023**

3. SUMMARY OF SIGNIFICANT ACCOUNTING POLICIES, ACCOUNTING ESTIMATES, JUDGMENTS AND RISK MANAGEMENT

3.1 The accounting policies adopted and the methods of computation of balances used in the preparation of these condensed interim financial statements are the same as those applied in the preparation of the annual financial statements of the Fund for the year ended June 30, 2022.

3.2 The preparation of the condensed interim financial statements in conformity with accounting and reporting standards as applicable in Pakistan requires management to make estimates, assumptions and use judgments that affect the application of policies and reported amounts of assets, liabilities, income and expenses. Estimates, assumptions and judgments are continually evaluated and are based on historical experience and other factors, including reasonable expectations of future events. Revisions to accounting estimates are recognised prospectively commencing from the period of revision. In preparing the condensed interim financial statements, the significant judgments made by management in applying the Fund's accounting policies and the key sources of estimation and uncertainty were the same as those applied to the financial statements as at and for the year ended June 30, 2022. The Fund's financial risk management objectives and policies are consistent with those disclosed in the annual financial statements of the Funds for the year ended June 30, 2022.

		March 31, 2023 (Unaudited)	June 30, 2022 (Audited)
	Note	----- (Rupees in '000) -----	
4. BALANCES WITH BANKS			
In current accounts		49	19
In saving accounts	4.1	<u>2,996,223</u>	<u>5,628,535</u>
	4.2	<u><u>2,996,272</u></u>	<u><u>5,628,554</u></u>

4.1 These carry profit at the rates ranging from 12.25% to 19% per annum (June 2022: 5.50% to 21% per annum).

4.2 These includes balances with related party of Rs. 19 million (June 30, 2022: Rs. 5.565 million) maintained with MCB Bank Limited.

		March 31, 2023 (Un-Audited)	June 30, 2022 (Audited)
	Note	---- (Rupees in '000) ----	
5. INVESTMENTS			

Investments by category

At fair value through profit or loss

Government securities - Market treasury bills	5.1	8,233,867	0
Government securities - Pakistan Investment Bonds (FRB)	5.2	9,740,250	0
Investment In Others - Musharika	5.3	<u>2,200,000</u>	-
		<u><u>20,174,117</u></u>	<u><u>-</u></u>

**NOTES TO AND FORMING PART OF THE CONDENSED INTERIM FINANCIAL STATEMENTS (UN-AUDITED)
FOR THE NINE MONTHS ENDED MARCH 31, 2023**

5.1 Market treasury bills

Name of Security	Issue Date	Face value				Balance as at March 31, 2023			Market value as a percentage of	
		As at July 01, 2022	Purchased during the period	Sold / matured during the period	As at March 31, 2023	Carrying value	Market value	Unrealized gain / (loss)	net assets of the fund	total investments
----- (Rupees in '000) ----- % -----										
Market treasury bills - 3 months										
Market treasury bills	23-FEB-23	-	1,000,000	1,000,000	-	-	-	-	0.00%	0.00%
Market treasury bills	15-DEC-22	-	7,650,000	7,650,000	-	-	-	-	0.00%	0.00%
Market treasury bills	11-AUG-22	-	1,000,000	1,000,000	-	-	-	-	0.00%	0.00%
Market treasury bills	14-JUL-22	-	25,000,000	25,000,000	-	-	-	-	0.00%	0.00%
Market treasury bills	03-NOV-22	-	28,752,000	28,752,000	-	-	-	-	0.00%	0.00%
Market treasury bills	28-JUL-22	-	36,100,000	36,100,000	-	-	-	-	0.00%	0.00%
Market treasury bills	16-JUN-22	-	800,000	800,000	-	-	-	-	0.00%	0.00%
Market treasury bills	29-DEC-22	-	18,473,200	13,800,000	4,673,200	4,660,989	4,660,559	(430)	19.18%	23.10%
Market treasury bills	01-DEC-22	-	1,000,000	1,000,000	-	-	-	-	0.00%	0.00%
Market treasury bills	30-JUN-22	-	2,000,000	2,000,000	-	-	-	-	0.00%	0.00%
Market treasury bills	22-SEP-22	-	4,530,000	4,530,000	-	-	-	-	0.00%	0.00%
Market treasury bills	08-SEP-22	-	11,082,000	11,082,000	-	-	-	-	0.00%	0.00%
Market treasury bills	06-OCT-22	-	25,115,310	25,115,310	-	-	-	-	0.00%	0.00%
Market treasury bills	09-FEB-23	-	2,000,000	2,000,000	-	-	-	-	0.00%	0.00%
Market treasury bills	28-APR-22	-	500,000	500,000	-	-	-	-	0.00%	0.00%
Market treasury bills	12-JAN-23	-	3,000,000	0	3,000	2,992,175	2,991,885	(290)	12.31%	14.83%
Market treasury bills	17-NOV-22	-	32,450,000	32,450,000	-	-	-	-	0.00%	0.00%
Market treasury bills	26-JAN-23	-	11,250,000	11,250,000	-	-	-	-	0.00%	0.00%
Market treasury bills	20-OCT-22	-	29,015,000	29,015,000	-	-	-	-	0.00%	0.00%
Market treasury bills	25-AUG-22	-	3,000,000	3,000,000	-	-	-	-	0.00%	0.00%
Market treasury bills	04-JAN-23	-	15,041,500	15,041,500	-	-	-	-	0.00%	0.00%
Market treasury bills - 6 months										
Market treasury bills	06-OCT-22	-	6,193,450	5,700,000	493	492,172	492,115	(57)	2.02%	2.44%
Market treasury bills	27-JAN-22	-	2,000,000	2,000,000	-	-	-	-	0.00%	0.00%
Market treasury bills	07-APR-22	-	40,000	40,000	-	-	-	-	0.00%	0.00%
Market treasury bills	02-JUN-22	-	4,000,000	4,000,000	-	-	-	-	0.00%	0.00%
Market treasury bills	10-MAR-22	-	2,000,000	2,000,000	-	-	-	-	0.00%	0.00%
Market treasury bills	20-OCT-22	-	1,000,000	1,000,000	-	-	-	-	0.00%	0.00%
Market treasury bills - 12 months										
Market treasury bills	21-APR-22	-	9,300,000	9,300,000	-	-	-	-	0.00%	0.00%
Market treasury bills	07-APR-22	-	689,550	600,000	90	89,344	89,308	(36)	0.37%	0.44%
Market treasury bills	24-Mar-22	-	1,000,000	1,000,000	-	-	-	-	-	-
Total as at March 31, 2023						8,234,680	8,233,867	(813)		
Total as at June 30, 2022						-	-	-		

5.2 Pakistan Investment Bond (FRB)

Name of Security	Issue Date	Face value				Balance as at March 31, 2023			Market value as a percentage of	
		As at July 01, 2022	Purchased during the period	Sold / matured during the period	As at March 31, 2023	Carrying value	Market value	Unrealized gain / (loss)	net assets of the fund	total investments
----- (Rupees in '000) ----- % -----										
Pakistan Investment Bond 2 Years	26-AUG-21	-	9,750,000	-	9,750,000	9,732,173	9,740,250	8,077	40.08%	48.28%
Pakistan Investment Bond 3 Years	18-JUN-20	-	7,662,700	7,662,700	-	-	-	-	0.00%	0.00%
Total as at March 31, 2023						9,732,173	9,740,250	8,077		
Total as at June 30, 2022						-	-	-		

**NOTES TO AND FORMING PART OF THE CONDENSED INTERIM FINANCIAL STATEMENTS (UN-AUDITED)
FOR THE NINE MONTHS ENDED MARCH 31, 2023**

5.3 INVESTMENT IN OTHERS - Musharika

Name of Security	Issue Date	As at July 01, 2022	Balance as at March 31, 2023				Market value as a percentage of	
			Purchased during the period	Sold / matured during the period	As at March 31, 2023	Market value	net assets of the fund	total investments
(Rupees in '000)							%	
Meezan Bank Limited	31-Mar-23	-	2,200,000	-	2,200,000	2,200,000	9.05%	10.91%
Total as at March 31, 2023						2,200,000		
Total as at June 30, 2022						-		

March 31, 2023
(Unaudited)
----- (Rupees in '000) -----

June 30, 2022
(Audited)

6 PAYABLE TO THE MCB-ARIF HABIB SAVINGS & INVESTMENTS LIMITED - MANAGEMENT COMPANY

Management remuneration payable	8,068	2,507
Sindh sales tax on remuneration payable	1,049	326
Payable against allocated expenses	160	-
Selling and marketing payable	21,076	73
	<u>30,353</u>	<u>2,906</u>

6.1 As per regulation 61 of the NBFC Regulations, 2008, the Management Company is entitled to a remuneration equal to an amount not exceeding the maximum rate of the management fee as disclosed in the Offering Document subject to the total expense ratio limit. As per the offering document, the management company charged management fees at the rate of up to 10% of the gross earnings of the scheme, calculated on a daily basis.

6.2 In accordance with NBFC Regulations, the Management Company is entitled to charge fees and expenses related to registrar services, accounting, operation and valuation services, related to a Collective Investment Scheme (CIS). The Management Company has charged actual expenses related to registrar services, accounting, operations and valuation services to the fund to the extent as it has think expedient on its discretion subject to not being higher than actual expenses.

6.3 The SECP has allowed the Asset Management Companies to charge selling and marketing expenses to all categories of open-end mutual funds (except fund of funds). The Management Company has charged selling and marketing expenses to the fund to the extent as it has think expedient on its discretion subject to not being higher than actual expenses.

7 ACCRUED AND OTHER LIABILITIES	Note	March 31, 2023 (Unaudited)	June 30, 2022 (Audited)
----- (Rupees in '000) -----			
Provision for Federal Excise Duty payable on remuneration of the Management Company	7.1	11,933	11,933
Withholding tax payable		124	10
Brokerage payable		558	22
Auditors' remuneration payable		589	466
Dividend payable		23,003	7,132
Payable to legal advisor		44	34
Other payables		1,015	69
		<u>37,264</u>	<u>19,666</u>

NOTES TO AND FORMING PART OF THE CONDENSED INTERIM FINANCIAL STATEMENTS (UN-AUDITED) FOR THE NINE MONTHS ENDED MARCH 31, 2023

7.1 Federal Excise Duty on remuneration to the Management Company

There is no change in the status of the appeal filed by the Federal Board of Revenue in the Honorable Supreme Court of Pakistan in respect of levy of Federal Excise Duty as reported in the annual financial statements of the Fund for the year ended June 30, 2022. Had the said provision for FED not been recorded in the condensed interim financial information of the Fund, the net asset value of the Fund as at March 31, 2023 would have been higher by Re. 0.02 per unit (June 30, 2022: Re. 0.11 per unit).

8 CONTINGENCIES AND COMMITMENTS

There were no contingencies and commitments outstanding as at March 31, 2023 and June 30, 2022.

9 TAXATION

The Fund's income is exempt from income tax as per clause (99) of part I of the Second Schedule to the Income Tax Ordinance, 2001 subject to the condition that not less than 90% of the accounting income for the year as reduced by capital gains whether realised or unrealised is distributed amongst the unit holders by way of cash dividend. Furthermore, as per regulation 63 of the Non-Banking Finance Companies and Notified Entities Regulations, 2008, the Fund is required to distribute 90% of the net accounting income other than unrealised capital gains to the unit holders in cash. The Fund is also exempt from the provision of Section 113 (minimum tax) under clause 11A of Part IV of the Second Schedule to the Income Tax Ordinance, 2001. The Fund has not recorded any tax liability in respect of income relating to current period as the Management Company intends to distribute in cash the required minimum percentage of the Fund's accounting income for the year ending June 30, 2023 as reduced by capital gains (whether realised or unrealised) to its unitholders.

10 EARNINGS PER UNIT

Earnings per unit based on cumulative weighted average units for the period has not been disclosed as in the opinion of the Management Company, the determination of the same is not practicable.

Note	March 31, 2023 (Unaudited)	March 31, 2022 (Audited)
	----- (Rupees in '000) -----	

11 CASH AND CASH EQUIVALENTS

Balances with banks	2,996,272	-
Treasury Bills-3 months	7,652,444	-
	10,648,716	-

12 TOTAL EXPENSE RATIO

The total annualized expense ratio of the fund from July 01, 2022 to March 31, 2023 is 0.93% (March 31, 2022: 0.32%) and this includes 0.08% (March 31, 2022: 0.04%) representing Government Levy.

13 TRANSACTION WITH CONNECTED PERSONS / RELATED PARTIES

Related parties / connected persons of the Fund include the Management Company, other collective investment schemes managed by the Management Company, MCB Bank Limited being the Holding Company of the Management Company, the Trustee, directors, key management personnel and other associated undertakings and connected persons. Connected persons also include any person beneficially owing directly or indirectly 10% or more of the units in the issue / net assets of the Fund.

**NOTES TO AND FORMING PART OF THE CONDENSED INTERIM FINANCIAL STATEMENTS (UN-AUDITED)
FOR THE NINE MONTHS ENDED MARCH 31, 2023**

Transactions with connected persons essentially comprise sale and redemption of units, fee on account of managing the affairs of the Fund, other charges, sale and purchase of investments and distribution payments to connected persons. The transactions with connected persons are in the normal course of business, at contracted rates and at terms determined in accordance with market rates.

Remuneration to the Management Company of the Fund is determined in accordance with the provisions of the NBFC Regulations and the Trust Deed.

Remuneration to the Trustee of the Fund is determined in accordance with the provisions of the Trust Deed.

The details of transactions during the current period and balances at period end with related parties / connected persons are as follows:

		(Un-Audited)	
		March 31, 2023	March 31, 2022
		----- (Rupees in '000) -----	
13.1	Details of transactions with connected persons are as follows:		
	MCB Arif Habib Savings and Investments Limited		
	Remuneration (including indirect taxes)	60,329	9,699
	Allocated expenses (including indirect taxes)	2,259	21
	Marketing And Selling Expense	34,937	2,147
	Group / Associated Companies		
	MCB Bank Limited		
	Mark-up on bank deposits	1,150	326
	Bank Charges	17	20
	Digital Custodian Company Limited - Trustee		
	Remuneration (including indirect taxes)	4,819	2,531
	Hyundai Nishat Motor Private Limited		
	Sale Face value Rs 5,000 million (2022: Nil)	9,251,715	
	Arif habib Limited - Brokerage house		
	Brokerage charges*	-	71

* The amount disclosed represents the amount of brokerage paid to connected persons and not the purchase or sale value of securities transacted through them. The purchase or sale value has not been treated as transaction with connected persons as the ultimate counter parties are not the connected persons.

		(Unaudited)	(Audited)
		March 31, 2023	June 30, 2022
		----- (Rupees in '000) -----	
13.2	Balances outstanding at period / year end:		
	Management Company		
	MCB Arif Habib Savings and Investment Limited		
	Remuneration payable	8,068	2,507
	Sales tax on remuneration payable	1,049	326
	Allocated expenses payable	160	-
	Selling and marketing payable	21,076	73
	Group / Associated Companies		
	MCB Bank Limited		
	Balance with bank	19,003	5,565
	Digital Custodian Company Limited - Trustee		
	Remuneration payable	501	240
	Sales tax on remuneration payable	66	31

NOTES TO AND FORMING PART OF THE CONDENSED INTERIM FINANCIAL STATEMENTS (UN-AUDITED) FOR THE NINE MONTHS ENDED MARCH 31, 2023

13.3 Unit Holders' Fund

	March 31, 2023 (Unaudited)							
	As at July 01, 2022	Issued for cash	Redeemed	As at March 31, 2023	As at July 01, 2022	Issued for cash	Redeemed	As at March 31, 2023
	----- Units -----				----- (Rupees in '000) -----			
Associated company								
Security General Insurance Company Limited	11,115	10,021,032	10,032,147	(0)	561	505,739	506,300	-
Security General Insurance Co. Ltd. Employees Provident Fund Trust	179,320	21,397	200,717	200,717	9,050	1,080	-	-
Pakistan Cables Ltd. Employees Provident Fund	-	20,231	20,231	20,231	-	1,021	-	-
Nishat Paper Products Company Limited Staff Provident Fund Trust	-	119,312	119,312	119,312	-	6,021	-	-
Key management personnel*	106,981	87,684	183,551	11,114	-	4,425	9,263	-
Mandate under discretionary portfolio services*	3,531,620	718,337	4,102,656	147,301	178,233	36,253	207,052	-
Unit holders holding 10% or more units	550	579,343,724	349,907,026	229,437,824	28	29,238	5,054,098	11,584,705

* This reflects the position of related party / connected persons status as at March 31, 2023.

	March 31, 2022 (Unaudited)							
	As at July 01, 2021	Issued for cash	Redeemed	As at March 31, 2022	As at July 01, 2021	Issued for cash	Redeemed	As at March 31, 2022
	----- Units -----				----- (Rupees in '000) -----			
Associated company								
MCB Arif Habib savings and investments Limited	-	8,671,793	8,550,014	121,779	-	437,646	431,500	6,146
Security General Insurance Company Limited	-	14,032,397	14,021,590	10,807	-	708,184	707,639	545
Adamjee Insurance Co.Ltd. Employees Gratuity Fund	-	661,247	-	661,247	-	33,372	-	33,372
Adamjee Insurance Co.Ltd Employees Provident Fund	-	1,318,569	-	1,318,569	-	66,545	-	66,545
Nishat Paper Products Company Limited Staff Provident Fund Trust	-	364,413	-	364,413	-	18,391	-	18,391
Key management personnel*	-	417,047	417,046	1	-	21,060	21,060	-
Mandate under discretionary portfolio services*	98,279	7,749,627	5,878,855	1,969,051	-	391,480	297,493	99,374

14. FAIR VALUE OF FINANCIAL INSTRUMENTS

IFRS 13 - 'Fair Value Measurement' establishes a single source of guidance under IFRS for all fair value measurements and disclosures about fair value measurement where such measurements are required as permitted by other IFRSs. It defines fair value as the price that would be received to sell an asset or paid to transfer a liability in an orderly transaction between market participants at the measurement date (i.e. an exit price).

Financial assets which are tradable in an open market are revalued at the market prices prevailing on the close of trading i.e., period end. The estimated fair value of all other financial assets and financial liabilities is considered not significantly different from book value as these are short term in nature.

The following table shows financial instruments recognized at fair value based on:

Level 1 : quoted prices in active markets for identical assets or liabilities;

Level 2 : those involving inputs other than quoted prices included in Level 1 that are observable for the asset or liability, either directly (as prices) or indirectly (derived from prices); and

Level 3 : those with inputs for the asset or liability that are not based on observable market data (unobservable)

**NOTES TO AND FORMING PART OF THE CONDENSED INTERIM FINANCIAL STATEMENTS (UN-AUDITED)
FOR THE NINE MONTHS ENDED MARCH 31, 2023**

15. TOTAL DISTRIBUTION

During the period ended March 31, 2023, the Management Company on behalf of the Fund, has distributed Rs. 1,742.474 million.

----- (Unaudited) ----- ----- ----- March 31, 2023 ----- -----				(Unaudited)	
				March 31, 2023	
Payout date	Payout per unit	Payout date	Payout per unit	Payout date	Payout per unit
	Rupees		Rupees		Rupees
July 1, 2022	0.0741	October 5, 2022	0.0210	January 9, 2023	0.0204
July 2, 2022	0.0250	October 6, 2022	0.0209	January 10, 2023	0.0221
July 3, 2022	0.0250	October 7, 2022	0.0215	January 11, 2023	0.0195
July 4, 2022	0.0250	October 8, 2022	0.0211	January 12, 2023	0.0216
July 5, 2022	0.0242	October 9, 2022	0.0209	January 13, 2023	0.0194
July 6, 2022	0.0194	October 10, 2022	0.0210	January 14, 2023	0.0191
July 7, 2022	0.0056	October 11, 2022	0.0217	January 15, 2023	0.0199
July 8, 2022	0.0138	October 12, 2022	0.0211	January 16, 2023	0.0201
July 9, 2022	0.0180	October 13, 2022	0.0210	January 17, 2023	0.0205
July 10, 2022	0.0180	October 14, 2022	0.0209	January 18, 2023	0.0167
July 11, 2022	0.0180	October 15, 2022	0.0199	January 19, 2023	0.0113
July 12, 2022	0.0180	October 16, 2022	0.0203	January 20, 2023	0.0132
July 13, 2022	0.0180	October 17, 2022	0.0203	January 21, 2023	0.0106
July 14, 2022	0.0373	October 18, 2022	0.0199	January 22, 2023	0.0191
July 15, 2022	0.0277	October 19, 2022	0.0200	January 23, 2023	0.0212
July 16, 2022	0.0296	October 20, 2022	0.0197	January 24, 2023	0.0239
July 17, 2022	0.0197	October 21, 2022	0.0194	January 25, 2023	0.0242
July 18, 2022	0.0197	October 22, 2022	0.0199	January 26, 2023	0.0213
July 19, 2022	0.0131	October 23, 2022	0.0201	January 27, 2023	0.0354
July 20, 2022	0.0174	October 24, 2022	0.0201	January 28, 2023	0.0263
July 21, 2022	0.0203	October 25, 2022	0.0217	January 29, 2023	0.0227
July 22, 2022	0.0186	October 26, 2022	0.0216	January 30, 2023	0.0227
July 23, 2022	0.0176	October 27, 2022	0.0207	January 31, 2023	0.0138
July 24, 2022	0.0193	October 28, 2022	0.0205	February 1, 2023	0.0209
July 25, 2022	0.0193	October 29, 2022	0.0197	February 2, 2023	0.0245
July 26, 2022	0.0181	October 30, 2022	0.0203	February 3, 2023	0.0215
July 27, 2022	0.0187	October 31, 2022	0.0203	February 4, 2023	0.0222
July 28, 2022	0.0191	November 1, 2022	0.0202	February 5, 2023	0.0224
July 29, 2022	0.0203	November 2, 2022	0.0198	February 6, 2023	0.0224
July 30, 2022	0.0191	November 3, 2022	0.0202	February 7, 2023	0.0216
July 31, 2022	0.0199	November 4, 2022	0.0222	February 8, 2023	0.0235
August 1, 2022	0.0199	November 5, 2022	0.0212	February 9, 2023	0.0223
August 2, 2022	0.0218	November 6, 2022	0.0205	February 10, 2023	0.0223
August 3, 2022	0.0210	November 7, 2022	0.0205	February 11, 2023	0.0206
August 4, 2022	0.0204	November 8, 2022	0.0211	February 12, 2023	0.0232
August 5, 2022	0.0202	November 9, 2022	0.0209	February 13, 2023	0.0232
August 6, 2022	0.0184	November 10, 2022	0.0206	February 14, 2023	0.0278
August 7, 2022	0.0200	November 11, 2022	0.0207	February 15, 2023	0.0189
August 8, 2022	0.0199	November 12, 2022	0.0201	February 16, 2023	0.0143
August 9, 2022	0.0199	November 13, 2022	0.0205	February 18, 2023	0.0158
August 10, 2022	0.0198	November 14, 2022	0.0205	February 19, 2023	0.0206
August 11, 2022	0.0197	November 15, 2022	0.0202	February 20, 2023	0.0229
August 12, 2022	0.0177	November 16, 2022	0.0197	February 21, 2023	0.0068
August 13, 2022	0.0200	November 17, 2022	0.0199	February 22, 2023	0.0217
August 14, 2022	0.0194	November 18, 2022	0.0194	February 23, 2023	0.0256
August 15, 2022	0.0194	November 19, 2022	0.0198	February 25, 2023	0.0280
August 16, 2022	0.0194	November 20, 2022	0.0204	February 26, 2023	0.0184
August 17, 2022	0.0193	November 21, 2022	0.0204	February 27, 2023	0.0183
August 18, 2022	0.0196	November 22, 2022	0.0206	February 28, 2023	0.0191
August 19, 2022	0.0197	November 23, 2022	0.0198	March 1, 2023	0.0168
August 20, 2022	0.0188	November 24, 2022	0.0195	March 2, 2023	0.0208

**NOTES TO AND FORMING PART OF THE CONDENSED INTERIM FINANCIAL STATEMENTS (UN-AUDITED)
FOR THE NINE MONTHS ENDED MARCH 31, 2023**

August 21, 2022	0.0199	November 25, 2022	0.0200	March 3, 2023	0.0119
August 22, 2022	0.0199	November 26, 2022	0.0097	March 4, 2023	0.0058
August 23, 2022	0.0195	November 27, 2022	0.0106	March 5, 2023	0.0227
August 24, 2022	0.0191	November 28, 2022	0.0106	March 6, 2023	0.0227
August 25, 2022	0.0211	November 29, 2022	0.0143	March 7, 2023	0.0235
August 26, 2022	0.0190	November 30, 2022	0.0190	March 8, 2023	0.0318
August 27, 2022	0.0205	December 1, 2022	0.0196	March 9, 2023	0.0224
August 28, 2022	0.0197	December 2, 2022	0.0198	March 10, 2023	0.0237
August 29, 2022	0.0197	December 3, 2022	0.0232	March 11, 2023	0.0268
August 30, 2022	0.0198	December 4, 2022	0.0189	March 12, 2023	0.0252
August 31, 2022	0.0204	December 5, 2022	0.0189	March 13, 2023	0.0235
September 1, 2022	0.0201	December 6, 2022	0.0239	March 14, 2023	0.0303
September 2, 2022	0.0201	December 7, 2022	0.0220	March 15, 2023	0.0305
September 3, 2022	0.0200	December 8, 2022	0.0222	March 16, 2023	0.0291
September 4, 2022	0.0200	December 9, 2022	0.0218	March 17, 2023	0.0305
September 5, 2022	0.0200	December 10, 2022	0.0213	March 18, 2023	0.0263
September 6, 2022	0.0207	December 11, 2022	0.0209	March 19, 2023	0.0247
September 7, 2022	0.0208	December 12, 2022	0.0208	March 20, 2023	0.0247
September 8, 2022	0.0208	December 13, 2022	0.0153	March 21, 2023	0.0333
September 9, 2022	0.0208	December 14, 2022	0.0187	March 22, 2023	0.0212
September 10, 2022	0.0238	December 15, 2022	0.0194	March 23, 2023	0.0259
September 11, 2022	0.0209	December 16, 2022	0.0230	March 24, 2023	0.0267
September 12, 2022	0.0209	December 17, 2022	0.0208	March 25, 2023	0.0251
September 13, 2022	0.0208	December 18, 2022	0.0209	March 26, 2023	0.0250
September 14, 2022	0.0209	December 19, 2022	0.0209	March 27, 2023	0.0251
September 15, 2022	0.0209	December 20, 2022	0.0212	March 28, 2023	0.0272
September 16, 2022	0.0212	December 21, 2022	0.0211	March 29, 2023	0.0287
September 17, 2022	0.0212	December 22, 2022	0.0212	March 30, 2023	0.0256
September 18, 2022	0.0212	December 23, 2022	0.0206	March 31, 2023	0.0258
September 19, 2022	0.0212	December 24, 2022	0.0198		
September 20, 2022	0.0212	December 25, 2022	0.0207		
September 21, 2022	0.0212	December 26, 2022	0.0209		
September 22, 2022	0.0212	December 27, 2022	0.0207		
September 23, 2022	0.0211	December 28, 2022	0.0216		
September 24, 2022	0.0212	December 29, 2022	0.0230		
September 25, 2022	0.0212	December 30, 2022	0.0319		
September 26, 2022	0.0212	December 31, 2022	0.0301		
September 27, 2022	0.0212	January 1, 2023	0.0203		
September 28, 2022	0.0212	January 2, 2023	0.0203		
September 29, 2022	0.0212	January 3, 2023	0.0203		
September 30, 2022	0.0212	January 4, 2023	0.0151		
October 1, 2022	0.0212	January 5, 2023	0.0153		
October 2, 2022	0.0212	January 6, 2023	0.0219		
October 3, 2022	0.0212	January 7, 2023	0.0179		
October 4, 2022	0.0210	January 8, 2023	0.0204		

16. GENERAL

16.1 Figures have been rounded off to the nearest thousand Rupees unless otherwise stated.

16.2 Certain prior period's figures have been re-arranged / re-classified, wherever necessary, to facilitate comparison in the presentation in the current period. However, there are material re-arrangements / re-classifications to report.

17. DATE FOR AUTHORISATION FOR ISSUE

These condensed interim financial statements were authorised for issue on April 14, 2023 by the Board of Directors of the Management Company.

For MCB-Arif Habib Savings and Investments Limited
(the Management Company)



Chief Executive Officer



Chief Financial Officer



Director

MCB-Arif Habib Savings and Investments Limited

Head Office: 2nd Floor, Adamjee House, I.I. Chundrigar Road, Karachi

UAN: (+92-21) 11-11-622-24 (11-11-MCB-AH)

URL: www.mcbah.com, **Email:** info@mcbah.com