

August 22, 2023



**BankIslami**

The General Manager  
Pakistan Stock Exchange Limited  
Stock Exchange Building  
Stock Exchange Road  
Karachi

**BankIslami Pakistan Limited**  
11th Floor, Executive Tower, Dolmen City,  
Marine Drive, Clifton Block-4, Karachi.  
Tel: (92-21) 111-247(BIP)-111  
Fax: 35378373  
www.bankislami.com.pk

Our Ref: 100.2.729

**Subject: Financial Results for the half year ended June 30, 2023.**

Dear Sir,


We have to inform you that the Board of Directors of our Bank in their meeting held on Tuesday, August 22, 2023 at 11:00 A.M (PST) recommended the following:

- |                                             |   |     |
|---------------------------------------------|---|-----|
| 1- Cash Dividend                            | : | Nil |
| 2- Bonus Shares                             | : | Nil |
| 3- Right Shares                             | : | Nil |
| 4- Any other Entitlement / Corporate Action | : | Nil |
| 5- Any other Price Sensitive Information    | : | Nil |

The financial results Standalone and Consolidated for the half year ended June 30, 2023 approved by the Board are attached.

The Half Yearly Report of the Bank for the period ended June 30, 2023 will be transmitted through PUCARS separately, within the specified time.


Yours Sincerely,


  
Muhammad Shoab  
Company Secretary

**BankIslami Pakistan Limited**  
**Condensed Interim Unconsolidated Profit and Loss Account (Un-audited)**  
**For The Quarter & Half Year Ended June 30, 2023**

	Note	Quarter Ended		Half Year Ended	
		June 30, 2023	June 30, 2022	June 30, 2023	June 30, 2022
----- Rupees in '000 -----					
Profit / return earned	22	22,601,260	10,616,214	39,164,602	18,370,569
Profit / return expensed	23	12,856,851	6,042,378	22,511,204	10,452,343
Net Profit / return		<u>9,744,409</u>	<u>4,573,836</u>	<u>16,653,398</u>	<u>7,918,226</u>
<b>OTHER INCOME</b>					
Fee and commission income	24	430,976	325,340	797,914	729,150
Dividend income		27,338	12,565	27,338	12,565
Foreign exchange income		224,192	378,128	584,577	591,381
Gain on securities	25	112,768	3,157	115,005	18,725
Other Income - net	26	65,184	317,491	107,390	358,003
Total other income		<u>860,458</u>	<u>1,036,681</u>	<u>1,632,224</u>	<u>1,709,824</u>
Total Income		<u>10,604,867</u>	<u>5,610,517</u>	<u>18,285,622</u>	<u>9,628,050</u>
<b>OTHER EXPENSES</b>					
Operating expenses	27	3,880,610	2,852,136	7,493,664	5,512,865
Workers' Welfare Fund		101,873	36,488	165,917	53,951
Other charges	28	2,407	7,441	4,761	7,701
Total other expenses		<u>3,984,890</u>	<u>2,896,065</u>	<u>7,664,342</u>	<u>5,574,517</u>
Profit before provisions		<u>6,619,977</u>	<u>2,714,452</u>	<u>10,621,280</u>	<u>4,053,533</u>
Provisions and write offs - net Extra ordinary / unusual items	29	1,484,979	890,045	2,325,447	1,355,962
<b>PROFIT BEFORE TAXATION</b>		<u>5,134,998</u>	<u>1,824,407</u>	<u>8,295,833</u>	<u>2,697,571</u>
Taxation	30	1,833,566	910,266	3,200,087	1,261,314
<b>PROFIT AFTER TAXATION</b>		<u>3,301,432</u>	<u>914,141</u>	<u>5,095,746</u>	<u>1,436,257</u>
----- Rupees -----					
Basic / Diluted earnings per share	31	<u>2.9777</u>	<u>0.8245</u>	<u>4.5961</u>	<u>1.2954</u>

The annexed notes 1 to 37 form an integral part of these condensed interim unconsolidated financial statements.


*KM*  
  
**PRESIDENT /  
 CHIEF EXECUTIVE  
 OFFICER**

  
**CHIEF FINANCIAL  
 OFFICER**

**CHAIRMAN**

**DIRECTOR**

**DIRECTOR**

  
**Muhammad Shoab  
 Company Secretary  
 BankIslami Pakistan Ltd.  
 Head Office, Karachi**

**BankIslami Pakistan Limited**  
**Condensed Interim Consolidated Profit and Loss Account (Un-audited)**  
**For The Quarter & Half Year Ended June 30, 2023**

	Note	Quarter Ended		Half Year Ended	
		June 30, 2023	June 30, 2022	June 30, 2023	June 30, 2022
----- Rupees in '000 -----					
Profit / return earned	22	22,601,260	10,616,214	39,164,602	18,370,569
Profit / return expensed	23	12,856,851	6,042,378	22,511,204	10,452,343
Net Profit / return		9,744,409	4,573,836	16,653,398	7,918,226
<b>OTHER INCOME</b>					
Fee and commission income	24	430,976	325,340	797,914	729,150
Dividend Income		27,338	12,565	27,338	12,565
Foreign exchange Income		224,192	378,128	584,577	591,381
Gain on securities	25	112,768	3,157	115,005	18,725
Other Income - net	26	65,184	317,491	107,390	358,003
Total other income		860,458	1,036,681	1,632,224	1,709,824
Total Income		10,604,867	5,610,517	18,285,622	9,628,050
<b>OTHER EXPENSES</b>					
Operating expenses	27	3,880,610	2,852,136	7,493,664	5,512,865
Workers' Welfare Fund		101,873	36,488	165,917	63,951
Other charges	28	2,407	7,441	4,761	7,701
Total other expenses		3,984,890	2,896,065	7,664,342	5,574,517
Profit before provisions		6,619,977	2,714,452	10,621,280	4,053,533
Provisions and write offs - net	29	1,484,979	890,045	2,325,447	1,355,962
Extra ordinary / unusual items		-	-	-	-
Share of profit / (loss) from associate - net of tax		6,300	9,819	6,300	9,819
<b>PROFIT BEFORE TAXATION</b>		5,141,298	1,834,226	8,302,133	2,707,390
Taxation	30	1,833,566	910,266	3,200,087	1,281,314
<b>PROFIT AFTER TAXATION</b>		3,307,732	923,960	5,102,046	1,446,076
<b>ATTRIBUTABLE TO:</b>					
Equity shareholders of the Holding Company		3,307,732	923,960	5,102,046	1,446,076
Non-controlling interest		-	-	-	-
		3,307,732	923,960	5,102,046	1,446,076
----- Rupees -----					
Basic / Diluted earnings per share	31	2.9834	0.8334	4.6018	1.3043

The annexed notes 1 to 37 form an integral part of these condensed interim consolidated financial statements.


  
**PRESIDENT /**  
**CHIEF EXECUTIVE**  
**OFFICER**

  
**CHIEF FINANCIAL**  
**OFFICER**

**CHAIRMAN**

**DIRECTOR**

**DIRECTOR**

  
**Muhammad Shoib**  
**Company Secretary**  
**BankIslami Pakistan Ltd.**  
**Head Office, Karachi**