

Soneri Bank

SBL/Secy/PSX/23/242
16 October 2023

The General Manager
Pakistan Stock Exchange Limited
Stock Exchange Building
Stock Exchange Road
Karachi

Form - 7
Through PUCARS & Hand delivery

Subject: Financial Results for the Third Quarter and Nine Months ended 30.09.2023

Dear Sir,

We have to inform you that the Board of Directors of Soneri Bank Limited in its 200th meeting held on Monday, 16 October 2023 at 1400 hours at 10th Floor, PNSC Building, M.T. Khan Road, Karachi approved the third quarter and nine months Financial Statements for the period ended 30 September 2023 and recommended the following:



- | | | |
|---|---|-----|
| 1. <u>Cash Dividend</u> | : | NIL |
| 2. <u>Bonus Shares</u> | : | NIL |
| 3. <u>Right Shares</u> | : | NIL |
| 4. <u>Any Other Entitlement/Corporate Action</u> | : | NIL |
| 5. <u>Any Other Price – Sensitive Information</u> | : | NIL |


Financial Results

The condensed interim (un-audited) profit & loss account of the Bank for the third quarter and nine months period ended 30 September 2023 is enclosed herewith as Annexure "A".

The Quarterly Report of the Bank for the period ended 30 September 2023 will be transmitted through PUCARS within the specified time.

Yours Sincerely,



Muhammad Altaf Butt
Company Secretary

Encls: a.a.

SONERI BANK LIMITED
CONDENSED INTERIM PROFIT AND LOSS ACCOUNT (UN-AUDITED)
FOR THE QUARTER AND NINE MONTHS ENDED 30 SEPTEMBER 2023

		For the quarter ended		For the nine months ended	
	Note	30 September 2023	30 September 2022	30 September 2023	30 September 2022
		----- (Rupees in '000) -----			
Mark-up / return / interest earned	23	25,917,210	17,742,654	69,544,617	45,006,835
Mark-up / return / interest expensed	24	19,940,622	15,183,529	53,444,048	37,248,157
Net mark-up / interest income		5,976,588	2,559,125	16,100,569	7,758,678
NON MARK-UP / INTEREST INCOME					
Fee and commission income	25	844,413	580,656	2,191,752	1,755,999
Dividend income		23,970	42,548	169,342	177,400
Foreign exchange income		872,478	1,511,709	2,318,013	2,328,349
(Loss) / gain on securities - net	26	19,175	11,124	(87,681)	(257,157)
Other income	27	12,070	17,028	68,216	62,126
Total non-markup / interest income		1,772,106	2,163,065	4,659,642	4,066,717
Total income		7,748,694	4,722,190	20,760,211	11,825,395
NON MARK-UP / INTEREST EXPENSES					
Operating expenses	28	3,858,070	3,238,022	10,774,999	8,927,664
Workers Welfare Fund	29	65,917	32,101	178,733	71,936
Other charges	30	24,477	-	51,926	3,082
Total non mark-up / interest expenses		3,948,464	3,270,123	11,005,658	9,002,682
Profit before provisions		3,800,230	1,452,067	9,754,553	2,822,713
Provisions / (reversals) and write offs - net	31	570,285	(32,139)	1,317,328	(525,277)
PROFIT BEFORE TAXATION		3,229,945	1,484,206	8,437,225	3,347,990
Taxation	32	1,611,884	733,754	4,292,509	2,052,919
PROFIT AFTER TAXATION		1,618,061	750,452	4,144,716	1,295,071
----- (Rupees) -----					
Basic / diluted earnings per share	33	1.4677	0.6807	3.7595	1.1747

The annexed notes 1 to 42 form an integral part of these condensed interim financial statements.



Chairman

President & Chief
Executive Officer

Chief Financial Officer

Director

Director