




MCB FUNDS
Investments for Life

HALF YEARLY REPORT

DECEMBER
2023
(UNAUDITED)

Funds Under Management of
MCB Investment Management Limited



ALHAMRA ISLAMIC ACTIVE ALLOCATION FUND

TABLE OF CONTENTS

1	Fund's Information	385
2	Report of the Directors of the Management Company	386
3	Trustee Report to the Unit Holders	396
4	Auditor's Report to the Unit Holders on Review of Condensed Interim Financial Statements	397
5	Condensed Interim Statement of Assets And Liabilities	398
6	Condensed Interim Income Statement (Un-audited)	399
7	Condensed Interim Statement of Other Comprehensive Income (Un-audited)	400
8	Condensed Interim Statement of Movement in Unit Holder's Funds (Un-audited)	401
9	Condensed Interim Cash Flow Statement (Un-audited)	402
10	Notes to and forming part of the Condensed Interim Financial Statements (Un-audited)	403

FUND'S INFORMATION

Management Company	MCB Investment Management Limited Adamjee House, 2nd Floor, I.I. Chundrigar Road, Karachi.	
Board of Directors	Mr. Haroun Rashid Mr. Shoaib Mumtaz Mr. Khawaja Khalil Shah Mr. Ahmed Jahangir Mr. Manzar Mushtaq Mr. Fahd Kamal Chinoy Syed Savail Meekal Hussain Ms. Mavra Adil Khan	Chairman Director Chief Executive Officer Director Director Director Director Director
Audit Committee	Syed Savail Meekal Hussain Mr. Ahmed Jahangir Mr. Manzar Mushtaq	Chairman Member Member
Human Resource & Remuneration Committee	Mr. Fahd Kamal Chinoy Mr. Ahmed Jahangir Mr. Shoaib Mumtaz Ms. Mavra Adil Khan Mr. Khawaja Khalil Shah	Chairman Member Member Member Member
Credit Committee	Mr. Ahmed Jahangir Mr. Manzar Mushtaq Syed Savail Meekal Hussain Mr. Khawaja Khalil Shah	Member Member Member Member
Chief Executive Officer	Mr. Khawaja Khalil Shah	
Chief Operating Officer & Chief Financial Officer	Mr. Muhammad Asif Mehdi Rizvi	
Company Secretary	Mr. Altaf Ahmad Faisal	
Trustee	Digital Custodian Company Limited 4th Floor, Pardesi House, Old Queens Road, Karachi, Pakistan Ph: (92-21) 32419770 Fax: (92-21) 32416371 Web: www.digitalcustodian.co	
Bankers	MCB Bank Limited Dubai Islamic Bank Limited	
Auditors	BDO Ibrahim & Co. Chartered Accountants 2nd Floor, Block-C, Lakson Square, Building No.1 Sarwar Shaheed Road, Karachi	
Legal Advisor	Bawaney & Partners 3rd & 4th Floor, 68 C, Lane 13, Bukhari Commercial Area Phase VI, D.H.A., Karachi	
Transfer Agent	MCB-Arif Habib Savings & Investments Limited Adamjee House, 2nd Floor I.I. Chundrigar Road, Karachi.	
Rating	AM1 Asset Manager Rating assigned by PACRA	
Transfer Agent	MCB Investment Management Limited Adamjee House, 2nd Floor, I.I. Chundrigar Road, Karachi.	

REPORT OF THE DIRECTOR OF THE MANAGEMENT COMPANY FOR THE HALF YEAR ENDED DECEMBER 31, 2023

Dear Investor,

On behalf of the Board of Directors, I am pleased to present **Alhamra Smart Portfolio** accounts review for the Half Year ended December 31, 2023 (launched on June 11, 2021).

Economy and Money Market Review

The first half of the fiscal year concluded with Pakistan's macros in a considerably better shape compared to the start of the fiscal year. The government secured a much-needed Stand-by Arrangement (SBA) facility of USD 3 billion from the IMF in June 23, of which USD 1.2bn was promptly disbursed. This was followed by additional inflows and timely rollovers from friendly countries, which led to an upgrade in Pakistan's sovereign rating by Fitch from CCC- to CCC due to the improved external outlook.

The new caretaker government, after facing speculative pressure on currency, took decisive steps against smuggling of dollar and abuse of Afghan Transit in September 2023, which spurred a rapid recovery in the exchange rate and reduction of the difference between open market and interbank rates. This led to improvement in remittances and export proceeds and helping the rupee to appreciate to PKR 281.9 against the USD by December end compared to a low of PKR 307.

Country posted a current account deficit (CAD) of USD 0.8 billion in the first half of the fiscal year 2024 (1HFY24) declining by 77% YoY compared to a deficit of USD 3.6 billion in the corresponding period last year. Narrowing trade deficit was the major contributor towards improving CAD as 7.5% increase in exports coupled with a 14.7% drop in imports led to a 35.2% contraction in the trade deficit. The country's external position improved with SBP's foreign exchange reserves increasing to USD 8.2 billion as of December 2023 compared to USD 4.4 billion at the end of last fiscal year. This was on account of flows from the IMF, friendly countries and multilateral sources.

Headline inflation represented by CPI averaged 28.8% during first half of the fiscal year compared to 25% in the corresponding period last year. Inflation remained on the higher side as massive currency depreciation in the prior periods led to surge in food and energy prices. The government also hiked electricity base tariff and gas prices to comply with the IMF conditions, which led to further inflationary pressures. The SBP maintained status quo in the monetary policy held on December 12, 2023. The Committee assessed that the real interest rate continues to be positive on a 12-month forward-looking basis and inflation is expected to remain on a downward path.

The country's revised GDP growth recorded at -0.17% in FY23 with Agricultural and Services sector increasing by 2.3% and 0.1%, respectively, while industrial sector witnessed a drop of 3.8%. Historic high interest rates coupled with import restrictions were the major culprits behind the fall in industrial output. GDP grew by 2.13% in the first quarter of the financial year 2023-24 as compared to 0.96% in the same period last year. Agriculture, Industry and Services sectors grew by 5.1%, 2.5% and 0.8% respectively. On the fiscal side, FBR tax collection increased by 30.3% in 1HFY24 to PKR 4,468 billion compared to PKR 3,428 billion in the same period last year, outpacing the target by PKR 43 billion.

Equity Market Review

Stock market witnessed exuberance in the first half of fiscal year 2024 as the benchmark KSE-100 increased by 50.7% or 20,998 points to close at 62,451 points. The bullish momentum was on account on improvement in macroeconomic indicators after Pakistan entered into the new IMF

REPORT OF THE DIRECTOR OF THE MANAGEMENT COMPANY FOR THE HALF YEAR ENDED DECEMBER 31, 2023

program. Market participants also cheered the government's firm commitment to achieve the IMF targets as the government successfully completed IMF first review in November 2023. The strength of the local currency post crackdown on currency smuggling and hoarding, strong corporate profitability and market expectation of monetary easing in the second half of fiscal year all contributed to the sustainability the rally.

During 1HFY24, Foreign investors, Insurance, and Corporates were net buyers with an inflow of USD 71 million, USD 60.3 million and USD 52.4 million, respectively. While major selling was witnessed from Banks and Mutual Funds with outflow of USD 92.4 million and USD 51.0 million, respectively. During the half, average trading volumes for KSE-100 Index saw an increase of 194% to 244 million shares compared to about 89 million shares during the preceding half. Similarly, the average trading value during the quarter saw a rise of 119% over the last half to near USD 39 million.

Banking, E&P and Power sector were the major contributors to the index gain adding 6,584/2,675/2,232 points, respectively. Banking sector witnessed broad based rally as entry into the IMF program diminished the probability of local debt restructuring, which was hampering the sector's performance. Power sector performed due to better than expected dividends while E&P rallied due to the news of clearance of gas circular debt, which would improve the sector cash flows.

FUND PERFORMANCE

During the period under review, the fund posted a return of 19.4% against 13.64% for the benchmark. The fund was 3.5% invested in Cash, 24.2% in Alhamra Islamic Stock Fund and 72.3% in Alhamra Islamic Income Fund as at 31st December, 2023.

The Net Assets of the Fund as at December 31, 2023 stood at Rs. 127 million as compared to Rs. 115 million as at December 31, 2023 registering an increase of 10.43%.

The Net Asset Value (NAV) per unit as at December 31, 2023 was Rs. 119.6976 as compared to opening NAV of Rs. 110.3383 per unit as at June 30, 2023 an increase of Rs. 9.3593 per unit.

Economy & Market – Future Outlook

Pakistan GDP is expected to rebound to 3.4% in FY24 after a dismal performance last year. The industrial and services sector are expected to show growth as import restriction has been removed, which will help to normalize trade activities. Agriculture growth is likely to remain on the higher side due to base effect as the heavy floods last year affected agriculture output. The arrivals of crops have been encouraging with cotton arrival increasing to 8.2 million bales in 1HFY24 compared to 4.9 million bales in FY23.

Successful resumption of the IMF program is a key positive as it will allow us to tap funding from bilateral and multilateral sources. We expect SBP reserves to increase to USD 10.1 billion on the back of flows from friendly countries, IMF and multilateral agencies. However, our external position still remains precarious as we are unlikely to issue international Eurobond or Sukuk owing to the challenging global conditions. The proceeds from FDI and RDA are also likely to remain muted owing to the current economic challenges. Thus, we would have to ensure a sustainable current account this year to stave off external concerns. We expect a CAD of USD 3.1 billion (0.9% of GDP) in FY24 as policy of consolidation is likely to continue under the IMF umbrella.

The rupee has recovered from its recent low due to the administrative measures by the government to curb dollar smuggling and hoarding. The remittances and export proceeds have also recovered, which will help in stabilizing the currency. In addition, the flows from bilateral and multilateral

REPORT OF THE DIRECTOR OF THE MANAGEMENT COMPANY FOR THE HALF YEAR ENDED DECEMBER 31, 2023

sources and reserve building will be vital for external outlook. We expect USD/PKR to close the fiscal year around PKR 306 at an ending REER of 95.

We expect average FY24 inflation to ease to 24.8% compared to 29.0% in FY23 as the base effect will come into play. Inflation readings have peaked and inflation is expected to follow a downward trajectory with headline number falling sharply to 19.0% by June 2024. This coupled with the buildup of forex reserves during the period will allow the monetary easing cycle to start in the second half of the year. We expect a cumulative easing of around 4.0% till June 2024, however, its pace and timing would be determined by trend in FX reserves.

Risks to recovery also continue to remain high as the cushion in Forex reserves continues to remain low and remain dependent of continued need for rollovers on bilateral loans and support from multilateral institutions. Country desperately needs political stability for focus on steering economy through focus on long term policies. Post elections, winning the support of IMF in the form of another program would be one of biggest challenge for incumbent government requiring tough measures to address long term vulnerabilities. Conflict in Middle East, tensions on Palestinian and potential threat of a wider conflict continue to remain high.

From the capital market perspective particularly equities, the market is trading at cheap valuations. Market cap to GDP ratio has declined to 9.5%, a discount of 51% from its historical average of 19.3%. Similarly, Earning Yield minus Risk Free Rate is close to 8.7%, compared to the historical average of 3.0% signifying a deep discount at which the market is trading. The resolution of challenges on external account will help to unlock market potential. We believe a micro view of sectors and stocks will remain important and investment selection should focus on companies, which trade at a deep discount to their intrinsic value. The market is currently trading at PER of 4.2x, while offering a dividend yield of 10.6%.

For debt holders, we expect Money Market Funds to continue to seamlessly mirror policy rates throughout the year. Investors with a mid to long term view can benefit from Bond and Income Funds where higher duration will create opportunities for capital gains in the wake of Interest rate outlook. We would continue to monitor the data points and capitalize on opportunities to add government bonds in Income Funds at attractive rates to benefit from the expected monetary easing in the near term.

Mutual Fund Industry Review

The Net Assets of the open-end mutual funds industry increased by about 34.1% during 1HFY24 to PKR 2,097bn. Total money market funds grew by about 15.8% since June 2023. Within the money market sphere, conventional funds showed a growth of 16.6% to PKR 551 billion while Islamic funds increased by 15.0% to PKR 493 billion. In addition, the total fixed Income funds increased by about 80.7% since Jun 2023 to PKR 667 billion while Equity and related funds increased by 33.0% to PKR 223 billion.

In terms of the segment share, Money Market funds were the leader with a share of around 49.8%, followed by Income funds with 31.8% and Equity and Equity related funds having a share of 10.6% as at the end of December 2023.

REPORT OF THE DIRECTOR OF THE MANAGEMENT COMPANY FOR THE HALF YEAR ENDED DECEMBER 31, 2023

Mutual Fund Industry Outlook

Both Bonds and Equities are likely to do well in the next year on the back of cut in interest rates. During the year, significant interest of investors is already visible in Income Funds while equity fund are likely to see inflows post elections and new IMF agreement. High interest rates during the period would encourage sustained flows in the money market funds as they are ideal for investors with a short-term horizon and low risk profile. Our operations remained seamless and given our competitive edge in digital access and online customer experience, we are prepared to get benefits of the growing number of investors available online.

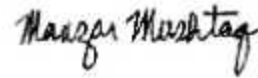
ACKNOWLEDGMENT

The Board is thankful to the Fund's valued investors, the Securities and Exchange Commission of Pakistan and the Trustees of the Fund for their continued cooperation and support. The Directors also appreciate the efforts put in by the management team.

On behalf of Directors,



Khawaja Khalil Shah
Chief Executive Officer
February 02, 2024



Manzar Mushtaq
Director
February 02, 2024

ڈائریکٹرز رپورٹ

اظہار تشکر

بورڈ فنڈ کے قابل قدر سرمایہ کاروں، سکیورٹیز اینڈ ایکسچینج کمیشن آف پاکستان اور فنڈ کے ٹرسٹیز کا اُن کی مسلسل معاونت اور حمایت کے لیے شکر گزار ہے۔ علاوہ ازیں، ڈائریکٹرز انتظامی ٹیم کی کاوشوں کو بھی خراج تحسین پیش کرتے ہیں۔

منجانب ڈائریکٹرز

Manzar Mushtaq

منظر مشتاق

ڈائریکٹر

02 فروری 2024ء



خواجہ خلیل شاہ

چیف ایگزیکٹو آفیسر

02 فروری 2024ء

حاملین قرض کے لیے ہم توقع کرتے ہیں کہ منی مارکیٹ فنڈ سال بھر بلا رکاوٹ پالیسی شرحوں کی عکاسی جاری رکھیں گے۔ وسط سے طویل مدتی نقطہ نظر کے حامل سرمایہ کار بانڈ اور انکم فنڈ سے فائدہ اٹھا سکتے ہیں جہاں زیادہ مدّت سود کی شرح کے نقطہ نظر کے تناظر میں سرمایہ حاصل کرنے کے مواقع موجود ہیں۔ ہم ڈیٹا پوائنٹس کی نگرانی اور پُرکشش شرحوں پر انکم فنڈز میں حکومتی بانڈز شامل کرنے کے مواقع سے استفادہ جاری رکھیں گے تاکہ درمیانی مدّت میں متوقع مالیاتی تسہیل سے فائدہ اٹھایا جاسکے۔

میوچل فنڈ صنعت کا جائزہ

اوپن اینڈ میوچل فنڈ صنعت کے net اثاثہ جات مالی سال 2024ء کی پہلی ششماہی کے دوران تقریباً 34.1 فیصد بڑھ کر 2,097 بلین روپے ہو گئے۔ منی مارکیٹ کے مجموعی فنڈز میں جون 2023ء سے اب تک تقریباً 15.8 فیصد اضافہ ہوا۔ منی مارکیٹ کے دائرہ کار میں روایتی فنڈز 16.6 فیصد بڑھ کر 551 بلین روپے ہو گئے، جبکہ اسلامک فنڈز 15.0 فیصد بڑھ کر 493 بلین روپے ہو گئے۔ مزید برآں، فیکسڈ انکم کے مجموعی فنڈز جون 2023ء سے اب تک تقریباً 80.7 فیصد بڑھ کر 667 بلین روپے ہو گئے، جبکہ ایکویٹی اور متعلقہ فنڈز 33.0 فیصد بڑھ کر 223 بلین روپے ہو گئے۔ شعبہ جاتی شراکت کے اعتبار سے دسمبر 2023ء کے اختتام پر منی مارکیٹ فنڈز تقریباً 49.8 فیصد کے ساتھ سب سے آگے تھے، جبکہ انکم فنڈ 31.8 فیصد کے ساتھ دوسرے نمبر پر، اور ایکویٹی اور متعلقہ فنڈ 10.6 فیصد کے ساتھ تیسرے نمبر پر تھے۔

میوچل فنڈ صنعت کا نقطہ نظر

بانڈز اور ایکویٹیز، دونوں کا اگلے سال اچھی کارکردگی کا مظاہرہ کرنے کا امکان ہے کیونکہ سود کی شرحوں میں کمی ہوئی ہے۔ دوران سال انکم فنڈز میں سرمایہ کاروں کی قابل ذکر دلچسپی دیکھی گئی، جبکہ ایکویٹی فنڈز میں انتخابات اور نئے آئی ایم ایف معاہدے کے بعد آمدات متوقع ہیں۔ دوران مدّت سود کی بلند شرحوں کی بدولت منی مارکیٹ فنڈز میں پائیدار آمد و رفت کی حوصلہ افزائی ہوگی کیونکہ یہ مختصر المیعاد سرمایہ کاروں کے لیے موزوں ترین ہیں جو خطرے کی کم سطح پر رہنا چاہتے ہیں۔ ہمارے آپریشنز بلا رکاوٹ جاری رہے، اور ڈیجیٹل رسائی اور آن لائن سہولیات میں بھرپور سرمایہ کاری کے نتیجے میں ہمیں جو سہولت حاصل ہے اس کی بدولت ہم آن لائن دستیاب سرمایہ کاروں کی بڑھتی ہوئی تعداد سے استفادہ کرنے کے لیے تیار ہیں۔

ڈائریکٹرز رپورٹ

ڈالر کی غیر قانونی درآمد اور ذخیرہ اندوزی کی روک تھام کے حکومتی اقدامات کی بدولت روپے کی قدر اپنی حالیہ پستی سے بحال ہوئی ہے۔ ترسیلات زر اور برآمداتی آمدنیاں بھی بحال ہوئی ہیں جس کی بدولت روپے کی قدر کو پائیدار بنانے میں مدد ملے گی۔ مزید برآں، خارجی منظر نامے کے لیے باہمی اور کثیرالاجہتی ذرائع سے آمدات اور ذخائر میں اضافہ اہمیت کے حامل ہیں۔ ڈالر اروپہ مالی سال کے اختتام پر تقریباً 306 ہوگا اور اختتامی REER 95 ہوگی۔

مالی سال 2024ء کی اوسط مہنگائی متوقع طور پر مالی سال 2023ء کی سطح 29.0 فیصد سے کم ہو کر 24.8 فیصد ہو جائے گی کیونکہ base کا اثر اپنا کردار ادا کرے گا۔ مہنگائی کی سطحیں عروج پر پہنچ گئی ہیں اور اس میں بتدریج کمی متوقع ہے کیونکہ ہیڈ لائن عدد ماہ جون 2024ء تک تیزی سے گر کر 19.0 فیصد ہو جائے گا۔ اس کے ساتھ ساتھ دوران مدت زرمبادلہ کے ذخائر میں اضافے کی بدولت سال کے نصف آخر میں مالیاتی تسہیل کی گردش شروع ہو سکتی ہے۔ ماہ جون 2024ء تک مجموعی طور پر تقریباً 4.0 فیصد مجموعی کمی متوقع ہے، تاہم اس کی رفتار اور اس کے وقت کا انحصار زرمبادلہ کے ذخائر کے رجحان پر ہوگا۔

وصولی کو لاحق خطرات بھی بدستور بلند رہیں کیونکہ غیر ملکی زرمبادلہ (فاریکس) کے ذخائر میں موجود cushion بدستور کم اور دو جہتی قرضوں اور کثیرالاجہتی اداروں سے معاونت پر منحصر ہے۔ ملک میں سیاسی استحکام کی اشد ضرورت ہے تاکہ طویل المیعاد پالیسیوں پر توجہ مرکوز کر کے معیشت کو ترقی کی راہ پر گامزن کیا جاسکے۔ انتخابات کے بعد آئی ایم ایف سے ایک اور پروگرام کی صورت میں معاونت کا حصول برسر اقتدار حکومت کے لیے سب سے بڑا چیلنج ہوگا کیونکہ طویل المیعاد خطرات پر توجہ دینے کے لیے سخت اقدامات کی ضرورت ہوگی۔ مشرق وسطیٰ میں تنازعہ، فلسطین میں جنگ، اور وسیع تر تصادم کا خطرہ بدستور بلند ہے۔

کیپیٹل مارکیٹ، خصوصاً ایکویٹیز، کے نقطہ نظر سے مارکیٹ میں سستی valuations پر کاروبار ہو رہا ہے۔ مارکیٹ کا cap جی ڈی پی کے ساتھ تناسب کم ہو کر 9.5 فیصد ہو گیا ہے جو اس کے قدیم اوسط 19.3 فیصد سے 51 فیصد کمی ہے۔ اسی طرح Earning Yield مائنس محفوظ شرح 8.7 فیصد کے قریب ہے، جس کا 3.0 فیصد کے تاریخی اوسط سے موازنہ کرنے پر پتہ چلتا ہے کہ مارکیٹ میں بھرپور رعایت پر تجارت ہو رہی ہے۔ خارجی اکاؤنٹ کے مسائل حل کرنے سے مارکیٹ کی استعداد کار آمد بنانے میں مدد ملے گی۔ ہم سمجھتے ہیں کہ اشاک اور شعبہ جات کا مجموعی تناظر اہم رہے گا اور سرمایہ کاری کے انتخاب کے لیے ان کمپنیز پر توجہ مرکوز کی جانی چاہیے جو اپنی اندرونی قدر میں بھرپور کمی پر تجارت کرتی ہیں۔ موجودہ طور پر مارکیٹ میں 4.2x کے PER پر تجارت ہو رہی ہے جبکہ ڈیویڈنڈ آمدنی 10.6 فیصد ہے۔

فنڈ کی کارکردگی

زیر جائزہ مدت کے دوران فنڈ نے 19.4 فیصد منافع پوسٹ کیا، بالمقابل مقررہ معیار 13.64 فیصد کے۔ 31 دسمبر 2023ء کو فنڈ کی سرمایہ کاری نقد میں 3.5 فیصد، الحراء اسلامک اسٹاک فنڈ میں 24.2 فیصد، اور الحراء اسلامک انکم فنڈ میں 72.3 فیصد تھی۔ 31 دسمبر 2023ء کو فنڈ کے net اثاثہ جات 127 ملین روپے تھے، جو 30 جون 2023ء کو 115 ملین روپے کے مقابلے میں 10.43 فیصد اضافہ ہے۔

31 دسمبر 2023ء کو net اثاثہ جاتی قدر (این اے وی) فی یونٹ 119.6976 روپے تھی، جو 30 جون 2023ء کو ابتدائی این اے وی 110.3383 روپے فی یونٹ کے مقابلے میں 9.3593 روپے فی یونٹ اضافہ ہے۔

معیشت اور مارکیٹ - مستقبل کا منظر نامہ

پاکستان کی مجموعی ملکی پیداوار (جی ڈی پی) میں گزشتہ سال مایوس ٹکن کارکردگی کے بعد مالی سال 2024ء میں 3.4 فیصد بہتری متوقع ہے۔ صنعت اور خدمات کے شعبے میں ترقی متوقع ہے کیونکہ درآمدات پر عائد پابندی ختم کر دی گئی ہے جس کی بدولت کاروباری سرگرمیاں بحال ہوں گی۔ زراعت کے شعبے کی ترقی متوقع طور پر base کے اثر کی بدولت بلند سطح پر ہوگی کیونکہ گزشتہ سال سیلابوں کے باعث بڑے پیمانے پر زرعی پیداوار متاثر ہوئی تھی۔ فصلوں کی پیداوار حوصلہ افزا رہی، مثلاً کپاس کی فصل مالی سال 2024ء کی پہلی ششماہی میں بڑھ کر 8.2 ملین گانٹھیں ہوگی، بالمقابل مالی سال 2023ء میں 4.9 ملین گانٹھوں کے۔

آئی ایم ایف پروگرام کی کامیاب بحالی اہم ترین پیش رفت ہے کیونکہ اس سے پاکستان کو باہمی اور کثیرالجہتی ذرائع سے رقم کے حصول میں مدد ملے گی۔ دوست ممالک، آئی ایم ایف اور کثیرالجہتی ایجنسیوں سے آمدات کی بنیاد پر اسٹیٹ بینک آف پاکستان کے ذخائر متوقع طور پر بڑھ کر 10.1 بلین ڈالر ہو جائیں گے۔ تاہم ہماری خارجی صورتحال تا حال بے یقینی کا شکار ہے کیونکہ مشکل عالمی حالات کے باعث ہم متوقع طور پر بین الاقوامی یورو بانڈ اور سٹاک جاری نہیں کر سکیں گے۔ غیر ملکی براہ راست سرمایہ کاری (ایف ڈی آئی) اور آر ڈی اے سے ہونے والی آمدنی بھی موجودہ معاشی مسائل کے باعث ممکنہ طور پر تعطل کا شکار رہیں گی۔ چنانچہ ہمیں سالہ رواں میں ایک قابل بقاء کرنٹ اکاؤنٹ یقینی بنانا ہوگا تاکہ خارجی مسائل کا خطرہ ٹل سکے۔ مالی سال 2024ء میں کرنٹ اکاؤنٹ خسارہ (سی اے ڈی) متوقع طور پر 3.1 بلین ڈالر (جی ڈی پی کا 0.9 فیصد) ہوگا کیونکہ حصول استحکام کی پالیسی ممکنہ طور پر ایم ایف کی چھتری تلے جاری رہے گی۔

ڈائریکٹرز رپورٹ

نظر ثانی شدہ مجموعی ملکی پیداوار (جی ڈی پی) کی ترقی مالی سال 2024ء میں 0.17- فیصد ریکارڈ ہوئی۔ اس ضمن میں زراعت اور خدمات کے شعبوں میں پالترتیب 2.3 فیصد اور 0.1 فیصد ترقی ہوئی جبکہ صنعت کے شعبے میں 3.8 فیصد گراؤٹ ہوئی۔ سود کی اب تک کی بلند ترین شرحوں کے ساتھ ساتھ درآمداتی پابندیاں صنعتی پیداوار میں کمی کے سب سے بڑے عوامل تھے۔ مالی سال 2023-24ء کی پہلی سہ ماہی میں جی ڈی پی میں 2.13 فیصد اضافہ ہوا، بالمقابل گزشتہ سال مماثل مدت میں 0.96 فیصد کے۔ زراعت، صنعت اور خدمات کے شعبوں میں پالترتیب 5.1 فیصد، 2.5 فیصد اور 0.8 فیصد ترقی ہوئی۔ مالیاتی جہت میں دیکھا جائے تو ایف بی آر ٹیکس وصولی مالی سال 2024ء کی پہلی ششماہی میں 30.3 فیصد بڑھ کر 4,468 بلین روپے ہو گئی، بالمقابل گزشتہ سال مماثل مدت میں 3,428 بلین روپے کے، چنانچہ ہدف سے 43 بلین روپے زیادہ ٹیکس وصولی ہوئی۔

ایکویٹی مارکیٹ کا جائزہ

مالی سال 2024ء کی پہلی ششماہی میں اسٹاک مارکیٹ میں جوش و خروش دیکھا گیا کیونکہ KSE-100 انڈیکس 50.7 فیصد یعنی 20,998 پوائنٹس بڑھ کر 62,451 پوائنٹس پر بند ہوا۔ ترقی کے اس رجحان کی وجہ مجموعی معاشی عوامل میں بہتری تھی جو پاکستان کے آئی ایم ایف کے نئے پروگرام میں داخل ہونے کے بعد ممکن ہوئی۔ مارکیٹ کے شرکاء نے بھی حکومت کے آئی ایم ایف اہداف پورے کرنے کے مضبوط عزم کا خیر مقدم کیا اور حکومت نے نومبر 2023ء میں آئی ایم ایف کا پہلا جائزہ مکمل کر لیا۔ مالی سال کے نصف آخر میں کرنسی کی غیر قانونی درآمد اور ذخیرہ اندوزی کے خلاف کارروائی، کارپوریٹ شعبے کی بھرپور قابلیت منافع، اور مارکیٹ کی مالیاتی تسہیل کی توقع کے نتیجے میں روپے کی قدر میں پائیداری آئی۔

مالی سال 2024ء کی پہلی ششماہی میں غیر ملکی سرمایہ کار، بیمہ کمپنیاں اور کارپوریٹ ادارے net خریدار تھے جن کی بدولت پالترتیب 71 ملین ڈالر، 60.3 ملین ڈالر اور 52.4 ملین ڈالر کی آمد ہوئی، جبکہ سب سے زیادہ فروخت بینکوں اور میوچل فنڈز کی طرف سے ہوئی جو پالترتیب 92.4 ملین ڈالر اور 51.0 ملین ڈالر تھی۔ دوران ششماہی KSE-100 کے لیے اوسط کاروباری حجم گزشتہ ششماہی میں تقریباً 89 ملین حصص کے مقابلے میں 194 فیصد بڑھ کر 244 ملین حصص ہو گئے۔ اسی طرح، اوسط کاروباری قدر گزشتہ سہ ماہی کے مقابلے میں 119 فیصد بڑھ کر 39 ملین ڈالر ہو گئی۔

انڈیکس کی بڑھوتری کے اہم ترین عوامل بینکاری، ای اینڈ پی یعنی (تیل اور گیس کی) دریافت اور پیداوار کے شعبے اور پاور سیکٹر (بجلی اور گیس کا شعبہ) تھے جنہوں نے پالترتیب 6,584، 2,675 اور 2,232 پوائنٹس کا اضافہ کیا۔ بینکاری کے شعبے میں وسیع پیمانے پر ترقی دیکھنے میں آئی کیونکہ آئی ایم ایف پروگرام میں داخل ہونے کی بدولت مقامی قرض کی تشیل نوکا امکان کم ہو گیا جو اس شعبے کی کارکردگی کو متاثر کر رہا تھا۔ پاور سیکٹر نے بہتر متوقع ڈیویڈنڈز کی بدولت کارکردگی کا مظاہر کیا، جبکہ ای اینڈ پی نے گیس کا گروڈشی قرض ختم ہو جانے کی خبر کی بدولت ترقی کی راہیں طے کیں جس سے اس شعبے میں نقد کی آمدورفت میں بہتری آئے گی۔

بورڈ آف ڈائریکٹرز کی جانب سے الحراء اسمارٹ پورٹ فولیو کے اکاؤنٹس برائے ششماہی مُختتمہ 31 دسمبر 2023ء کا جائزہ پیش خدمت ہے۔ (آغاز کردہ 11 جون 2021ء)

معیشت اور بازار زر کا جائزہ

مالی سال کی پہلی ششماہی کے اختتام پر پاکستان کے مجموعی معاشی عوامل کی صورتحال آغاز سال کے مقابلے میں کافی بہتر تھی۔ حکومت نے جون 2023ء میں آئی ایم ایف سے 3 بلین ڈالر کا اسٹینڈ بائی ارینجمنٹ (ایس بی اے) حاصل کر لیا جس میں سے 1.2 بلین ڈالر فوری طور پر جاری کر دیئے گئے۔ اس پیش رفت کے بعد دوست ممالک سے اضافی آمدات اور بروقت rollovers عمل میں آئے جس کے نتیجے میں خارجی سطح پر بہتر امکانات کی بدولت Fitch کی جاری کردہ پاکستان کی خود مختار درجہ بندی CCC- سے CCC کر دی گئی۔

نئی نگران حکومت نے روپے پر قیاس آرائی کے دباؤ کا سامنا کرنے کے بعد ستمبر 2023ء میں ڈالر کی اسمگلنگ اور افغان ٹرانزٹ کے غلط استعمال کے خلاف فیصلہ کن اقدام اٹھائے جن کی بدولت زرمبادلہ کی شرح میں تیزی سے بہتری آئی اور اوپن مارکیٹ اور انٹربینک شرح کے فرق میں کمی ہوئی۔ اس کے نتیجے میں ترسیلات زر اور برآمدات سے ہونے والی آمدنی میں بہتری آئی اور دسمبر کے اختتام پر روپے کی قدر ڈالر کے مقابلے میں 307 سے کم ہو کر 281.9 ہو گئی۔

مالی سال 2024ء کی پہلی ششماہی میں ملکہ کا کرنٹ اکاؤنٹ کا خسارہ (سے اے ڈی) 0.8 بلین ڈالر تھا، جو گزشتہ سال کی مماثل مدت میں 3.6 بلین ڈالر کے مقابلے میں 77 فیصد سال در سال (YoY) کمی ہے۔ سی اے ڈی میں کمی میں اہم ترین کردار تجارتی خسارے میں کمی کا تھا کیونکہ برآمدات میں 7.5 فیصد اضافے اور درآمدات میں 14.7 فیصد کمی کے نتیجے میں تجارتی خسارہ 35.2 فیصد سکڑ گیا۔ ایس بی پی کے زرمبادلہ کے ذخائر گزشتہ مالی سال کے اختتام پر 4.4 بلین ڈالر سے بڑھ کر دسمبر 2023ء تک 8.2 بلین ڈالر ہو گئے، جس کے نتیجے میں ملکہ کی خارجی صورتحال بہتر ہو گئی۔ یہ آئی ایم ایف، دوست ممالک اور کثیرالجہتی ذرائع سے آمدات کی بدولت ممکن ہوا۔

ہیڈ لائن مہنگائی، جس کی ترجمانی صارفی قیمت کے انڈیکس (سی پی آئی) سے ہوتی ہے، کا اوسط مالی سال 2024ء کی پہلی ششماہی کے دوران 28.8 فیصد تھا، جبکہ گزشتہ سال مماثل مدت میں 25 فیصد تھا۔ مہنگائی بلند سطح پر رہی کیونکہ گزشتہ مدتوں میں روپے کی قدر میں خفگی کے نتیجے میں اشیائے خورد و نوش اور توانائی کی قیمتوں میں اضافہ ہوا۔ حکومت نے آئی ایم ایف کی شرائط پوری کرنے کے لیے بجلی کی بنیادی قیمت اور گیس کی قیمتوں میں اضافہ کیا جس کے نتیجے میں مہنگائی کا دباؤ مزید بڑھا۔ ایس بی پی نے 12 دسمبر 2023ء کو منعقدہ مانیٹری پالیسی میں جمود کو بنیادی طور پر برقرار رکھا۔ کمیٹی نے اندازہ لگایا کہ سود کی حقیقی شرح اگلے 12 ماہ کے امکانات کی بنیاد پر مثبت رہے گی اور مہنگائی میں کمی کا رجحان برقرار رہے گا۔

TRUSTEE REPORT TO THE UNIT HOLDERS



REPORT OF THE TRUSTEE TO THE UNIT HOLDERS

ALHAMRA ISLAMIC ACTIVE ALLOCATION FUND

Report of the Trustee Pursuant to Regulation 41(h) of the Non-Banking Finance Companies and Notified Entities Regulations, 2008

Al-Hamra Islamic Active Allocation Fund, an open-end Scheme established under a Trust Deed executed between MCB Investment Management Limited formerly MCB Arif Habib Savings and Investments Limited as Management Company and Digital Custodian Company Limited as Trustee on November 25, 2016. The scheme was approved by Securities & Exchange Commission of Pakistan on December 02, 2016.

1. MCB Investment Management Limited, the Management Company of Al-Hamra Islamic Active Allocation Fund has, in all material respects, managed Al-Hamra Islamic Active Allocation Fund during the period ended December 31st, 2023 in accordance with the provisions of the following:
 - (i) Investment limitations imposed on the Asset Management Company and the Trustee under the trust deed and other applicable laws;
 - (ii) the valuation or pricing is carried out in accordance with the deed and any regulatory requirement;
 - (iii) the creation and cancellation of units are carried out in accordance with the deed;
 - (iv) and any regulatory requirement
2. Statement on the shortcoming(s) that may have impact on the decision of the existing or the potential unit holders remaining or investing in the Collective Investment Scheme; and

Statement

No short coming has been addressed during the year ended December 31st, 2023.

3. Disclosure of the steps taken to address the shortcoming(s) or to prevent the recurrence of the short coming(s).

Disclosure of the steps

We have critically examine the fund in accordance with circular, directives, NBFC Regulations 2008 and its constitutive documents. However, no shortcoming has been addressed.

DK

ONLINE

+923-111-322-228
digitalcustodian.co
digitalcustodian

LAHORE

LSE Plaza, 508
Kashmir Egerton Road
+92 42 3630 4406

KARACHI

Perdest House
Old Queens Road
+92 21 3241 9770

TRUSTEE REPORT TO THE UNIT HOLDERS



4. Trustee's opinion regarding the calculation of the management fee, CIS Monthly Fee Payable to the Commission and other expenses in accordance with the applicable regulatory framework.

Trustee Opinion

"The Management fee, CIS monthly fee payable to the Commission and other expenses has been accurately calculated in accordance with the NBFC Regulations, 2008 and its constitutive documents".

Dabeer Khan
Manager Compliance
Digital Custodian Company Limited

Karachi: February 20, 2024

ONLINE
☎ +923-111-322-228
🌐 digitalcustodian.co
📱 /digitalcustodian

LAHORE
LSE Plaza, 508
Kashmir Egerton Road
+92 42 3630 4406

KARACHI
Perdesi House
Old Queens Road
+92 21 3241 9770

AUDITOR'S REPORT TO THE UNIT HOLDERS ON REVIEW OF CONDENSED INTERIM FINANCIAL STATEMENTS



Tel: +92 21 3568 3030
Fax: +92 21 3568 4239
www.bdo.com.pk

2nd Floor, Block-C
Lakson Square, Building No.1
Sarwar Shaheed Road
Karachi-74200
Pakistan

INDEPENDENT AUDITORS' REPORT ON REVIEW OF CONDENSED INTERIM FINANCIAL STATEMENTS TO THE UNIT HOLDERS OF ALHAMRA ISLAMIC ACTIVE ALLOCATION FUND

Introduction

We have reviewed the accompanying condensed interim statement of assets and liabilities of **Alhamra Islamic Active Allocation Fund** ("the Fund") as at December 31, 2023 and the related condensed interim income statement, the condensed interim statement of comprehensive income, the condensed interim statement of movement in unit holders' fund and condensed interim cash flow statement together with the notes forming part thereof (here-in-after referred to as "interim financial statements") for the half year then ended. The Management Company (MCB Investment Management Limited) is responsible for the preparation and presentation of this condensed interim financial statements in accordance with approved accounting standards as applicable in Pakistan for interim financial reporting. Our responsibility is to express a conclusion on this interim financial statements based on our review.

Scope of Review

We conducted our review in accordance with International Standard on Review Engagements 2410, "Review of Interim Financial Information Performed by the Independent Auditor of the Entity." A review of condensed interim financial statements consists of making inquiries, primarily of persons responsible for financial and accounting matters, and applying analytical and other review procedures. A review is substantially less in scope than an audit conducted in accordance with International Standards on Auditing and consequently does not enable us to obtain assurance that we would become aware of all significant matters that might be identified in an audit. Accordingly, we do not express an audit opinion.

Conclusion

Based on our review, nothing has come to our attention that causes us to believe that the accompanying condensed interim financial statements are not prepared, in all material respects, in accordance with accounting and reporting standards as applicable in Pakistan for interim financial reporting.

Other matter

The condensed interim financial statements for the half year ended December 31, 2022 and annual financial statement of the Fund for year ended June 30, 2023 were reviewed and audited by another firm of Chartered Accountants who have expressed an unmodified conclusion and unmodified opinion thereon vide their reports dated February 16, 2023 and September 22, 2023 respectively.

The figures for the quarter ended December 31, 2023 and December 31, 2022 in the condensed interim income statement and condensed interim statement of comprehensive income have not been reviewed and we do not express a conclusion on them.

The engagement partner on the review resulting in this independent auditor's report is Tariq Feroz Khan.

KARACHI

DATED: 22 FEB 2024

UDIN: RR202310166AZVC1RK6r

BDO EBRAHIM & CO.
CHARTERED ACCOUNTANTS

BDO Ebrahim & Co. Chartered Accountants

BDO Ebrahim & Co., a Pakistan registered partnership firm, is a member of BDO International Limited, a UK company limited by guarantee, and forms part of the international BDO network of independent member firms.

**CONDENSED INTERIM STATEMENT OF ASSETS AND LIABILITIES
AS AT DECEMBER 31, 2023**

	December 31, 2023 (Un-audited) Alhamra Smart Portfolio	June 30, 2023 (Audited) Alhamra Smart Portfolio
	(Rupees in '000)	
	Note	
ASSETS		
Balances with banks	4	4,420
Investments	5	123,523
Mark-up receivable		62
Total assets		128,005
LIABILITIES		
Payable to MCB Investment Management Limited - Management Company	6	7
Payable to Central Depository Company of Pakistan Limited - Trustee	7	24
Payable to the Securities and Exchange Commission of Pakistan	8	10
Accrued expenses and other liabilities	9	478
Total liabilities		519
NET ASSETS		127,486
REPRESENTED BY		114,719
UNIT HOLDERS' FUND (as per statement attached)		127,486
Contingencies and commitments	10	
		(Number of units)
NUMBER OF UNITS IN ISSUE		1,065,071
		(Rupees)
NET ASSET VALUE PER UNIT		119.6976

The annexed notes 1 to 17 form an integral part of these condensed interim financial statements.

For MCB Investment Management Limited
(Management Company)



Chief Executive Officer



Chief Financial Officer



Director

**CONDENSED INTERIM INCOME STATEMENT (UN-AUDITED)
FOR THE HALF YEAR AND QUARTER ENDED DECEMBER 31, 2023**

	Half year ended		Quarter Ended	
	December 31,		December 31,	
	2023	2022	2023	2022
(Unaudited)				
	Alhamra Smart Portfolio		Alhamra Smart Portfolio	
Note	(Rupees in '000)			
INCOME				
Realised gain on sale of investments - net	2,433	1,246	2,173	232
Net unrealised gain on re-measurement of investments at fair value through profit or loss	19,304	3,895	13,478	1,604
Mark-up on balances with banks	364	428	183	214
Total income	22,101	5,569	15,834	2,050
EXPENSES				
Remuneration of MCB Investments Management Limited - Management Company	36	43	18	22
Sindh Sales Tax on remuneration to Management Company	5	6	3	3
Remuneration of Central Depository Company of Pakistan Limited - Trustee	126	126	63	63
Sindh sales tax on remuneration of the Trustee	16	16	8	8
Annual fee - Securities and Exchange Commission of Pakistan	57	13	29	6
Allocated expenses	29	65	-	29
Auditors' remuneration	332	263	202	145
Printing charges	50	14	25	(6)
Settlement and bank charges	4	-	2	-
Listing fee	-	13	-	7
Legal and professional charges	94	81	15	14
Total expenses	749	640	365	291
Net income for the period before taxation	21,352	4,929	15,469	1,759
Taxation	-	-	-	-
Net income for the period	21,352	4,929	15,469	1,759
Allocation of net income for the period:				
Net income for the period after taxation	21,352	4,929		
Income already paid on units redeemed	(635)	(956)		
	20,717	3,973		
Accounting income available for distribution:				
- Relating to capital gains	20,717	3,973		
- Excluding capital gains	-	-		
	20,717	3,973		
Earnings per unit	12			

The annexed notes 1 to 17 form an integral part of these condensed interim financial statements.

For MCB Investment Management Limited
(Management Company)



Chief Executive Officer



Chief Financial Officer



Director

**CONDENSED INTERIM STATEMENT OF OTHER COMPREHENSIVE INCOME (UN-AUDITED)
FOR THE HALF YEAR AND QUARTER ENDED DECEMBER 31, 2023**

	Half year ended December 31,		Quarter ended December 31,	
	2023	2022	2023	2022
	Alhamra Smart Portfolio		Alhamra Smart Portfolio	
	(Rupees in '000)			
Net income for the period	21,352	4,929	15,469	1,759
Other comprehensive income	-	-	-	-
Total comprehensive income for the period	21,352	4,929	15,469	1,759

The annexed notes 1 to 17 form an integral part of these condensed interim financial statements.

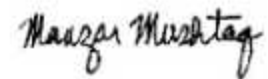
For MCB Investment Management Limited
(Management Company)



Chief Executive Officer



Chief Financial Officer



Director

**CONDENSED INTERIM STATEMENT OF MOVEMENT IN UNIT HOLDERS' FUND (UN-AUDITED)
FOR THE HALF YEAR ENDED DECEMBER 31, 2023**

	Half year ended December 31,					
	2023			2022		
	Alhamra Smart Portfolio			Alhamra Smart Portfolio		
Capital value	Undistributed income	Total	Capital value	Undistributed income	Total	
(Rupees in '000)						
Net assets at the beginning of the period	104,077	10,642	114,719	145,277	132	145,409
Issue of 85,109 units (2022: 1007 units)						
Capital value	8,532	-	8,532	101	-	101
Element of income	2	-	2	2	-	2
Amount received on issuance of units	8,533	-	8,533	103	-	103
Redemption of 59,740 units (2022: 370,633 units)						
Capital value	(5,989)	-	(5,989)	(37,123)	-	(37,123)
Element of income	(2)	(635)	(637)	60	(956)	(896)
Refund / (adjustment) on units as element of income	-	-	-	-	-	-
Amount paid / payable on redemption of units	(5,991)	(635)	(6,625)	(37,063)	(956)	(38,019)
Total comprehensive income / (loss) for the period	-	21,352	21,352	-	4,929	4,929
Distribution during the period	-	(10,493)	(10,493)	-	-	-
Net income for the period less distribution	-	10,859	10,859	-	4,929	4,929
Net assets at end of the period	<u>106,620</u>	<u>20,866</u>	<u>127,486</u>	<u>108,317</u>	<u>4,105</u>	<u>112,422</u>
Undistributed income brought forward comprising of						
- Realized income		10,093			3,131	
- Unrealized income		549			(2,999)	
		<u>10,642</u>			<u>132</u>	
Accounting income available for distribution						
- Relating to capital gains		20,717			3,973	
- Excluding capital gains		-			-	
		<u>20,717</u>			<u>3,973</u>	
Distribution during the period		(10,493)			-	
Undistributed income carried forward		<u>20,866</u>			<u>4,105</u>	
Undistributed Income carried forward comprising of						
- Realized income		1,562			210	
- Unrealized income		19,304			3,895	
		<u>20,866</u>			<u>4,105</u>	
		(Rupees)			(Rupees)	
Net assets value per unit at beginning of the period		<u>110.3383</u>			<u>100.1599</u>	
Net assets value per unit at end of the period		<u>119.6976</u>			<u>103.8887</u>	

The annexed notes 1 to 17 form an integral part of these condensed interim financial statements.

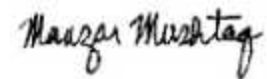
For MCB Investment Management Limited
(Management Company)



Chief Executive Officer



Chief Financial Officer



Director

**CONDENSED INTERIM CASH FLOW STATEMENT (UN-AUDITED)
FOR THE HALF YEAR ENDED DECEMBER 31, 2023**

	December 31,	
	2023	2022
	Alhamra Smart Portfolio	Alhamra Smart Portfolio
	(Unaudited)	
	(Rupees in '000)	
CASH FLOWS FROM OPERATING ACTIVITIES		
Net income for the period before taxation	21,352	4,929
Adjustments for non cash and other items:		
Mark-up on balances with banks	(364)	(428)
Realised gain on sale of investments - net	(2,433)	(1,246)
Net unrealised income on re-measurement of investments at fair value through profit or loss	(19,304)	(3,895)
	(22,101)	(5,569)
Decrease / (increase) in assets		
Investments - net	6,561	37,867
	6,561	37,867
(Decrease) / increase in liabilities		
Payable to the Management Company	(11)	(3)
Payable to the Securities and Exchange Commission of Pakistan	(14)	(21)
Accrued expenses and other liabilities	42	(82)
	17	(106)
Mark-up received on balances with bank	387	423
Net cash flows from operating activities	6,216	37,544
CASH FLOWS FROM FINANCING ACTIVITIES		
Amount received on issuance of units	8,533	103
Amount paid on redemption of units	(6,625)	(38,019)
Final dividend paid during the period	(10,493)	-
Net cash used in financing activities	(8,585)	(37,916)
Net decrease in cash and cash equivalents during the period	(2,369)	(372)
Cash and cash equivalents at the beginning of the period	6,789	7,532
Cash and cash equivalents at the end of the period	4,420	7,160

The annexed notes 1 to 17 form an integral part of these condensed interim financial statements.

For MCB Investment Management Limited
(Management Company)



Chief Executive Officer



Chief Financial Officer



Director

1. LEGAL STATUS AND NATURE OF BUSINESS

- 1.1 Al-Hamra Islamic Active Allocation Fund (the Fund) was established under a Trust Deed dated, November 25, 2016, executed between MCB Investment Management Limited as Management Company and Digital Custodian Company Limited (Formerly: MCB Financial Services Limited) as the Trustee. The Fund was approved by the Securities and Exchange Commission of Pakistan (SECP) on December 02, 2016 under the Non-Banking Finance Companies and Notified Entities Regulations, 2008 (the NBFC Regulations 2008). The Trust Act, 1882 has been repealed due to the promulgation of Provincial Trust Act namely "Sindh Trusts Act, 2020" (the Sindh Trust Act) as empowered under the Eighteenth Amendment to the Constitution of Pakistan. The Fund is required to be registered under the Sindh Trust Act. Accordingly, on August 13, 2021 the above-mentioned Trust Deed has been registered under the Sindh Trust Act.
- 1.2 The Management Company of the Fund has been licensed to act as an Asset Management Company under the Non-Banking Finance Companies (Establishment and Regulation) Rules, 2003 (the Rules) through a certificate of registration issued by the SECP. The registered office of the Management Company is 2nd Floor, Adamjee House, I.I. Chundrigar Road, Karachi, Pakistan.
- 1.3 In April 2023, MCB Bank Limited acquired the entire shareholding of Arif Habib Corporation Limited (AHCL) in MCB Arif Habib Savings and Investments Limited after which the shareholding of MCB Bank Limited has increased from 51.33% to 81.42% in the Company and AHCL no longer holds any shares in the Company. Consequently, members of the Company in an Extra Ordinary General Meeting (EOGM) held on July 7, 2023 resolved via special resolution that the name of the Company be changed from MCB Arif Habib Savings and Investments Limited to MCB Investments Management Limited. Thereafter, the Company applied to SECP, for approval of change of name, which was granted on August 15, 2023 and as such, the change of name became effective from that date.
- 1.4 The Fund commenced its operations from December 29, 2016. The Fund is an open-end Shariah Compliant Fund of Funds that shall invest in other Shariah compliant Collective Investment Schemes as specified in the Investment Policy contained in the offering document and SECP circular No. 7 of 2009, as may be amended or substituted from time to time. The units of the Fund are redeemable subject to a contingent load.
- 1.5 The duration of the Fund is perpetual however, Allocation Plans launched may have a set time frame. The Fund commenced its operations from December 29, 2016 and on that date, had offered one type of Allocation Plan (Plan-I) which matured on December 28, 2020. On June 16, 2017, the Fund launched Allocation Plan-II which matured on June 16, 2021. The Management Company has settled the unit holders of Plan-I and Plan-II. On June 10, 2021, the Fund launched Alhamra Smart Portfolio. The Fund is allowed to invest in Shariah Compliant Collective Investment Schemes or in cash and / or near cash instruments as allowed under circular no. 7 of 2009 dated March 06, 2009 issued by the SECP.

**NOTES TO AND FORMING PART OF THE CONDENSED INTERIM FINANCIAL STATEMENTS (UN-AUDITED)
FOR THE HALF YEAR ENDED DECEMBER 31, 2023**

1.6 The Pakistan Credit Rating Agency (PACRA) Limited has assigned Management quality rating of 'AM1' dated October 06, 2023 to the Management Company.

1.7 Title to the assets of the Fund is held in the name of Digital Custodian Company Limited as Trustee of the Fund.

2. BASIS OF PREPARATION

2.1 Statement of compliance

These condensed interim financial statements have been prepared in accordance with the accounting and reporting standards as applicable in Pakistan which comprises of:

- International Financial Reporting Standards (IFRSs) issued by the International Accounting Standards Board (IASB) as notified under the Companies Act, 2017 (the Act),
- Provisions of and directives issued under the Companies Act, 2017 along with part VIIIA of the repealed Companies Ordinance, 1984; and
- Non-Banking Finance Companies (Establishment and Regulations) Rules, 2003 (The NBFC Rules), Non-Banking Finance Companies and Notified Entities Regulations, 2008 (The NBFC Regulations) and requirement of the Trust Deed.

Where provisions of and directives issued under the Companies Act, 2017, part VIIIA of the repealed Companies Ordinance, 1984, the NBFC Rules, the NBFC Regulations and requirements of the Trust Deed differ from the IAS 34, the provisions of and directives issued under the Companies Act, 2017, part VIIIA of the repealed Companies Ordinance, 1984, the NBFC Rules, the NBFC Regulations and requirements of the Trust Deed have been followed.

2.2 The disclosures made in there condensed interim financial statements have, however, been limited based on the requirements of the International Accounting Standard IAS 34: 'Interim Financial Reporting'. The disclosures made in these condensed interim financial statements do not include all the information and disclosures required in a full set of financial statements and should be read in conjunction with the published audited financial statements of the Fund for the year ended June 30, 2023.

2.3 There condensed interim financial statements is unaudited. These condensed interim financial statements are unaudited. However, a limited scope review has been performed by the statutory auditors.

2.4 In compliance with schedule V of the NBFC Regulations the Directors of the Management Company, hereby declare that there condensed interim financial statements give a true and fair view of the state of the Fund's affairs as at December 31, 2023.

**NOTES TO AND FORMING PART OF THE CONDENSED INTERIM FINANCIAL STATEMENTS (UN-AUDITED)
FOR THE HALF YEAR ENDED DECEMBER 31, 2023**

2.5 Functional and presentation currency

These condensed interim financial statements are presented in Pakistani rupees ("Rupees" or "Rs."), which is the functional and presentation currency of the Fund.

3. SUMMARY OF SIGNIFICANT ACCOUNTING POLICIES, ACCOUNTING ESTIMATES, JUDGMENTS AND RISK MANAGEMENT POLICIES

3.1 The accounting policies adopted and the methods of computation of balances used in the preparation of these condensed interim financial statements are the same as those applied in the preparation of the annual financial statements of the Fund for the year ended June 30, 2023. Amendments to certain existing standards and interpretations on approved accounting standards effective during the period were not relevant to the Fund's operations and did not have any impact on the accounting policies of the Fund and therefore not disclosed in this condensed interim financial information.

3.2 The preparation of the condensed interim financial statements in conformity with accounting and reporting standards as applicable in Pakistan requires management to make estimates, assumptions and use judgments that affect the application of policies and reported amounts of assets, liabilities, income and expenses. Estimates, assumptions and judgments are continually evaluated and are based on historical experience and other factors, including reasonable expectations of future events. Revisions to accounting estimates are recognised prospectively commencing from the period of revision. In preparing the condensed interim financial statements, the significant judgments made by management in applying the Fund's accounting policies and the key sources of estimation and uncertainty were the same as those applied to the financial statements as at and for the year ended June 30, 2023. The Fund's financial risk management objectives and policies are consistent with those disclosed in the annual financial statements of the Funds for the year ended June 30, 2023.

3.3 Standards, interpretations and amendments to published accounting and reporting standards that are effective in the current period

There are certain new and amended standards, issued by International Accounting Standards Board (IASB), interpretations and amendments that are mandatory for the Fund's accounting periods beginning on or after July 01, 2023 but are considered not to be relevant or do not have any material effect on the Fund's operations and therefore not detailed in these financial statements.

3.4 Standards, interpretations and amendments to published accounting and reporting standards that are not yet effective

There are certain amendments to the accounting and reporting standards that are mandatory for the Fund's annual accounting period beginning on July 1, 2023. However, these will not have any significant impact on the Fund's operations and, therefore, have not been detailed in these condensed interim financial statements.

**NOTES TO AND FORMING PART OF THE CONDENSED INTERIM FINANCIAL STATEMENTS (UN-AUDITED)
FOR THE HALF YEAR ENDED DECEMBER 31, 2023**

	December 31, 2023 (Un audited)	June 30, 2023 (Audited)
	Alhamra Smart Portfolio	Alhamra Smart Portfolio
	----- (Rupees in '000) -----	
4. BALANCES WITH BANKS		
In current account	519	1,382
In saving accounts	3,901	5,407
	<u>4,420</u>	<u>6,789</u>

4.1 Current accounts are maintained with MCB Bank Limited, a related party.

4.2 These carry profit at the rate 18.50% (June 30, 2023: 12.25% to 19%) per annum.

5. INVESTMENTS

At fair value through profit or loss

- Units of open-end mutual funds	<u>123,523</u>	<u>108,347</u>
----------------------------------	----------------	----------------

**NOTES TO AND FORMING PART OF THE CONDENSED INTERIM FINANCIAL STATEMENTS (UN-AUDITED)
FOR THE HALF YEAR ENDED DECEMBER 31, 2023**

5 Units of open-end mutual funds

Name of the fund	Number of units				Balances as at December 31, 2023			Market value as a percentage of net assets	Market value as a percentage of total investment
	As at July 01, 2023	Purchased during the period	Redemption during the period	As at December 31, 2023	Carrying value	Market value	Unrealised (loss) / gain		
----- (Rupees in '000) ----- % -----									
Alhamra Smart Portfolio with related party									
Alhamra Islamic Income Fund	798,631	76,066	60,147	814,550	84,298	92,538	8,240	72.59%	74.92%
Alhamra Islamic Stock Fund	2,905,771	-	697,311	2,208,460	19,921	30,985	11,064	24.30%	25.08%
Total as at December 31, 2023 (Un-audited)					104,219	123,523	19,304		
Total as at June 30, 2023 (Audited)					107,798	108,347	549		

**NOTES TO AND FORMING PART OF THE CONDENSED INTERIM FINANCIAL STATEMENTS (UN-AUDITED)
FOR THE HALF YEAR ENDED DECEMBER 31, 2023**

	December 31, 2023	June 30, 2023
	(Un audited)	(Audited)
	Alhamra Smart	Alhamra Smart
Note	-----Rupees in '000-----	

**6. PAYABLE TO MCB INVESTMENT MANAGEMENT LIMITED-
MANAGEMENT COMPANY**

Management remuneration payable	6.1	6	8
Sindh sales tax payable on management remuneration	6.2	1	1
Payable against allocated expenses	6.3	-	9
		<u>7</u>	<u>18</u>

6.1 The Management Company charged management fee at the rate of up to 10% on accrued bank mark-up calculated on daily basis.. The remuneration is paid to the Management Company on a monthly basis in arrears.

6.2 Sales tax on management remuneration has been charged at the rate of 13%.

6.3 The Management Company has charged allocated expenses to the fund to the extent as it has think expedient on its discretion subject to not being higher than actual expenses.

**7. PAYABLE TO DIGITAL CUSTODIAN
COMPANY LIMITED - TRUSTEE**

Trustee remuneration	21	21
Sales tax payable on trustee remuneration	3	3
	<u>24</u>	<u>24</u>

**8. PAYABLE TO THE SECURITIES AND
EXCHANGE COMMISSION OF PAKISTAN**

In accordance with the NBFC Regulations 2008, a Collective Investment Scheme (CIS) is required to pay annual fee to the Securities and Exchange Commission of Pakistan (SECP) on annual basis at the rate of 0.02% of average Net Assets of Collective investment Scheme calculated on daily basis.

Effective as of July 1, 2023, the SECP, through SRO 592 dated May 17, 2023, has revised the annual fee rate from 0.02% to 0.095% and introduced a shift in payment frequency, from annual to monthly basis.

**NOTES TO AND FORMING PART OF THE CONDENSED INTERIM FINANCIAL STATEMENTS (UN-AUDITED)
FOR THE HALF YEAR ENDED DECEMBER 31, 2023**

	December 31, 2023 (Un audited)	June 30, 2023 (Audited)
	Alhamra Smart	Alhamra Smart
	-----Rupees in '000-----	
Auditors' remuneration	340	356
Payable to legal advisor	47	39
Others	91	41
	<u>478</u>	<u>436</u>

9. ACCRUED EXPENSES AND OTHER LIABILITIES

10. CONTINGENCIES AND COMMITMENTS

There were no contingencies and commitments outstanding as at December 31, 2023 (June 30, 2023: Nil).

11. TAXATION

The income of the Fund is exempt from income tax under Clause 99 of Part I of the Second Schedule to the Income Tax Ordinance, 2001 subject to the condition that not less than 90% of the accounting income for the year as reduced by capital gains, whether realised or unrealised, is distributed amongst the unit holders as cash dividend. Furthermore, as per Regulation 63 of the Non-Banking Finance Companies and Notified Entities Regulations, 2008, the Fund is required to distribute not less than 90% of its accounting income for the year derived from sources other than capital gains as reduced by such expenses as are chargeable thereon to the unit holders. Since the Management Company intends to distribute at least 90% of the Fund's accounting income to be earned during current year to the unit holders as reduced by capital gains (whether realised or unrealised) to its unit holders, therefore, no provision for taxation has been made in these condensed interim financial statements during the period. The Fund is also exempt from the provisions of Section 113 (minimum tax) under clause 11A of Part IV of the Second Schedule to the Income Tax Ordinance, 2001.

12. EARNINGS PER UNIT

Earnings per unit (EPU) has not been disclosed as in the opinion of the management, determination of weighted average number of outstanding units for calculating EPU is not practicable.

13. TRANSACTIONS AND BALANCES OUTSTANDING WITH CONNECTED PERSONS / OTHER RELATED PARTIES

Related parties / connected persons of the Fund include the Management Company, other collective investment schemes managed by the Management Company, MCB Bank Limited being the Holding Company of the Management Company, the Trustee, directors, key management personnel and other associated undertakings and connected persons. Connected persons also include any person beneficially owing directly or indirectly 10% or more of the units in the issue / net assets of the Fund.

Transactions with connected persons essentially comprise sale and redemption of units, fee on account of managing the affairs of the Fund, other charges, sale and purchase of investments and distribution payments to connected persons. The transactions with connected persons are in the normal course of business, at contracted rates and at terms determined in accordance with market rates.

Remuneration payable to the Management Company is determined in accordance with the provision of the NBFC Regulations and constitutive documents of the Fund respectively.

**NOTES TO AND FORMING PART OF THE CONDENSED INTERIM FINANCIAL STATEMENTS (UN-AUDITED)
FOR THE HALF YEAR ENDED DECEMBER 31, 2023**

Details of transactions and balances at period end with related parties / connected persons are as follows:

For the half year ended December 31, 2023 (Un-audited)								
As at July 01, 2023	Issued for cash / conversion in / transfer in	Redeemed / conversion out / transfer out	As at December 31, 2023	As at July 01, 2023	Issued for cash / conversion in / transfer in	Redeemed / conversion out / transfer out	As at December 31, 2023	
			----- (Number of units) -----				----- (Rupees in '000) -----	

13.1 Unit Holders' Fund

Alhamra Smart Portfolio

Group / associated companies

MCB Investment Management Limited	865,359	74,051	-	939,410	95,482	112,271	-	112,445
-----------------------------------	---------	--------	---	---------	--------	---------	---	---------

For the half year ended December 31, 2022 (Un-audited)								
As at July 01, 2022	Issued for cash / conversion in / transfer in	Redeemed / conversion out / transfer out	As at December 31, 2022	As at July 01, 2022	Issued for cash / conversion in / transfer in	Redeemed / conversion out / transfer out	As at December 31, 2022	
			----- (Number of units) -----				----- (Rupees in '000) -----	

Alhamra Smart Portfolio

Group / associated companies

MCB Investment Management Limited	1,207,021	-	341,662	865,359	120,895	-	35,000	89,901
-----------------------------------	-----------	---	---------	---------	---------	---	--------	--------

**NOTES TO AND FORMING PART OF THE CONDENSED INTERIM FINANCIAL STATEMENTS (UN-AUDITED)
FOR THE HALF YEAR ENDED DECEMBER 31, 2023**

	December 31, 2023 (Un audited)	December 31, 2022 (Un audited)
	Alhamra Smart Portfolio	Alhamra Smart Portfolio
	—Rupees in '000—	
13.2 Transactions during the period:		
MCB Investment Management Limited - Management Company		
Remuneration of the Management Company	36	43
Sindh sales tax on remuneration of the Management Company	5	6
Allocated expense	29	65
Digital Custodian Company Limited - Trustee		
Remuneration of the Trustee	126	126
Sindh sales tax on remuneration of Trustee	16	16
Alhamra Islamic Stock Fund		
Purchase of Nil (2022: 147,975) units	-	1,303
Redemption of 697,311 (2022: 976,092) units	8,363	9,042
Alhamra Islamic Income Fund		
Purchase of 76,066 (2022: 86,117) units	8,363	9,042
Redemption of 60,147 (2022: 371,988) units	6,561	39,170
MCB Bank Limited - Parent of the Management Company		
Bank Charges	1	-
13.3 Balances outstanding at period end:		
MCB Investment Management Limited - Management Company		
Management remuneration payable	6	8
Sindh sales tax payable on management company remuneration	1	1
Payable against allocated expenses	-	9
Digital Custodian Company Limited - Trustee		
Trustee remuneration payable	21	21
Sindh sales tax payable on trustee remuneration	3	3
MCB Bank Limited - Parent of the Management Company		
Balances with bank - current account	519	1,382
Alhamra Islamic Stock Fund - Fund under common management		
Outstanding 2,208,460 and (2022: 2,905,771) units (investments made by the Fund)	30,985	26,210
Alhamra Islamic Income Fund - Fund under common management		
Outstanding 814,550 and (2022: 798,631) units (investments made by the Fund)	92,538	82,137

**NOTES TO AND FORMING PART OF THE CONDENSED INTERIM FINANCIAL STATEMENTS (UN-AUDITED)
FOR THE HALF YEAR ENDED DECEMBER 31, 2023**

14. FAIR VALUE OF FINANCIAL INSTRUMENTS

IFRS 13 - 'Fair Value Measurement' establishes a single source of guidance under IFRS for all fair value measurements and disclosures about fair value measurement where such measurements are required as permitted by other IFRSs. It defines fair value as the price that would be received to sell an asset or paid to transfer a liability in an orderly transaction between market participants at the measurement date (i.e. an exit price).

Financial assets which are tradable in an open market are revalued at the market prices prevailing on the balance sheet date. The estimated fair value of all other financial assets and liabilities is considered not significantly different from book value.

The following table shows financial instruments recognized at fair value, analyzed between those whose fair value is based on:

Level 1: quoted prices in active markets for identical assets or liabilities;

Level 2: those involving inputs other than quoted prices included in Level 1 that are observable for the asset or liability, either directly (as prices) or indirectly (derived from prices);

Level 3: those with inputs for the asset or liability that are not based on observable market data (unobservable inputs).

As at December 31, 2023 and June 30, 2023, the Fund held the following instruments measured at fair values:

		December 31, 2023 (Un-audited)			
		Level 1	Level 2	Level 3	Total
		(Rupees in '000)			
Alhamra Smart Portfolio	Note				
At fair value through profit or loss	13.1	-	123,523	-	123,523
		-	123,523	-	123,523
		June 30, 2023 (Audited)			
		(Rupees in '000)			
Alhamra Smart Portfolio					
At fair value through profit or loss		-	108,347	-	108,347
		-	108,347	-	108,347

- 14.1 Fair values of investments in units of mutual funds are determined based on redemption prices disclosed at the Website of Mutual Funds Association of Pakistan (MUFAP) as at the close of the business days.

During the period ended December 31, 2023, there were no transfers between level 1 and level 2 fair value measurements, and no transfer into and out of level 3 fair value measurements.

The Fund has not disclosed the fair values of other financial assets and financial liabilities, as these are either short term in nature or repriced periodically. Therefore, their carrying amounts are a reasonable approximation of their fair values.

**NOTES TO AND FORMING PART OF THE CONDENSED INTERIM FINANCIAL STATEMENTS (UN-AUDITED)
FOR THE HALF YEAR ENDED DECEMBER 31, 2023**

15. TOTAL EXPENSE RATIO

The annualized total expense ratio of the Fund based on the current period results is 1.25% and this includes 0.14% representing government levy, SECP fee etc.

16. GENERAL

16.1 Prior period's figures have been rearranged / reclassified wherever necessary for better presentation and comparison. However, there were no material reclassifications to report.

16.2 Figures have been rounded off to the nearest thousand rupees unless otherwise stated.

17. DATE OF AUTHORISATION FOR ISSUE

These condensed interim financial statements were authorised for issue by the Board of Directors of the Management Company in the meeting held on February 02, 2024.

For MCB Investment Management Limited
(Management Company)



Chief Executive Officer



Chief Financial Officer



Director

MCB INVESTMENT MANAGEMENT LIMITED

Head Office: 2nd Floor, Adamjee House, I.I. Chundrigar Road, Karachi

UAN: (+92-21) 111 468 378 (111 INVEST)

URL: www.mcbfunds.com, Email: info@mcbfunds.com