



WAH NOBEL CHEMICALS LTD.

MANUFACTURERS OF FORMALDEHYDE AND FORMALDEHYDE RESINS
ISO – 9001-2008, 14001: 2004 OHSAS 18001 : 2007 CERTIFIED

SECY/05/WNC/

PUCARS

FORM-7
April 25, 2024

The General Manager,
Pakistan Stock Exchange Limited
Stock Exchange Building,
Stock Exchange Road,
KARACHI.

Dear Sir,

FINANCIAL RESULTS FOR THE THIRD QUARTER
ENDED MARCH 31, 2024

We have to inform you that the Board of Directors of Wah Nobel Chemicals Limited in their meeting held at Main Office of the Company at G.T. Road, Wah Cantt / through video Link on Thursday, April 25, 2024 at 12:00 hours, has recommended the following:-

- | | | | |
|-------|---------------|---|-----|
| (i) | Cash Dividend | - | Nil |
| (ii) | Bonus Shares | - | Nil |
| (iii) | Right Shares | - | Nil |

The un-audited financial results are attached.

The Quarterly Report of the Wah Nobel Chemicals Ltd for the period ended March 31, 2024 will be transmitted through **PUCARS** separately within the specified time.

With best regards.

Yours truly,
For WAH NOBEL CHEMICALS LTD,

TANVEER ELAHI
COMPANY SECRETARY

G. T. Road, Wah Cantt. Pakistan

Tele : +92-51-5568760, +92-596-545243-6 & 9314101-21 Ext. 22236 & 23201

Marketing Deptt: +92-596-535864, Purchase Deptt: +92-596-545240



Fax : +92-596-535862 & 545241

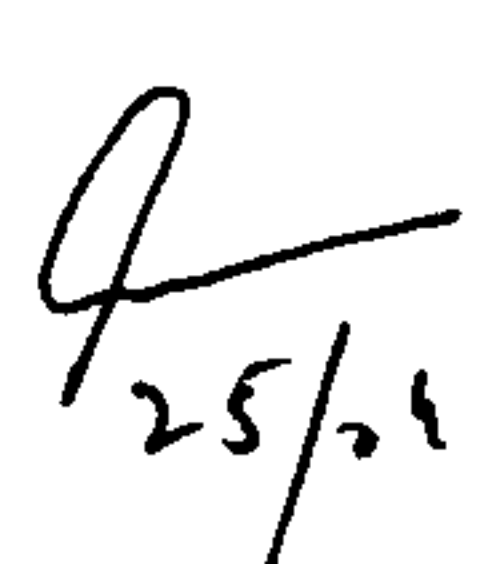
E-Mail : wahnobel@comsats.net.pk & ce@wahnobel.com

Website : <http://www.wahnobel.com>

WAH NOBEL CHEMICALS LIMITED
CONDENSED INTERIM STATEMENT OF PROFIT OR LOSS
AND OTHER COMPREHENSIVE INCOME (UN-AUDITED)
FOR NINE MONTHS PERIOD ENDED MARCH 31, 2024

	Note	Nine months ended		Three months ended	
		March 31, 2024	March 31, 2023	March 31, 2024	March 31, 2023
		(Rupees in '000')			
Gross sales		4,311,960	3,764,946	1,226,636	1,631,883
Sales tax		(652,669)	(572,779)	(178,999)	(249,694)
Discount		(10,353)	(6,234)	(3,358)	(2,479)
Net sales	11	3,648,938	3,185,933	1,044,279	1,379,710
Cost of sales		(2,806,637)	(2,634,920)	(827,775)	(1,066,656)
Gross profit		842,301	551,013	216,504	313,054
Administrative expenses		(21,551)	(15,966)	(6,668)	(5,624)
Selling and distribution expenses		(19,767)	(13,330)	(7,723)	(4,730)
Operating profit		800,983	521,717	202,113	302,700
Finance cost		(26,980)	(74,051)	(2,436)	(12,518)
Other expenses		(54,710)	(31,292)	(14,321)	(20,093)
Allowance for expected credit losses		(30,139)	(15,000)	(8,000)	(10,000)
Other income		30,246	7,193	11,033	4,173
Profit before taxation		719,400	408,567	188,389	264,262
Provision for taxation		(295,930)	(144,206)	(73,320)	(100,245)
Net profit after taxation		423,470	264,361	115,069	164,017
Other comprehensive income for the period		-	-	-	-
Total comprehensive income for the period		423,470	264,361	115,069	164,017
Earnings per share - basic and diluted		47.05	29.37	12.79	18.22



25/4/24


25/4/2024