

# Quarterly Report

For the period ended  
March 31, 2024



# Table of Content

## **About Us**

Company Profile

1

## **Business Review**

Director's Report

2-4

## **Condensed Unconsolidated Financial Statement**

5-15

## **Condensed Consolidated Financial Statement**

16-26



# Company Profile

## Board of Directors

Mr. Zaheer Dodhia (Chairman)  
Ms. Musharaf Hai  
Mr. Asim Zafar  
Mr. Jibran Jamshad  
Mr. Adil Ahmed  
Mr. Sarocsh Ahmed

## Chief Executive Officer

Mr. Sarocsh Ahmed

## Chief Financial Officer

Mr. Ayaz Ahmed

## Company Secretary

Mr. Farhaj Khan

## Auditors

Rahman Sarfaraz Rahim Iqbal Rafiq,  
Chartered Accountants

## Bankers

Bank AL Habib Limited  
JS Bank Limited  
MCB Bank Limited

## Head Office

56-A, Street 2, Khalid Commercial Area,  
Phase 7 Ext., DHA, Karachi, Pakistan.

## Other Offices

### Islamabad

Shahawaiz Center Plot No.8-C Sector F-8  
Markaz, Islamabad.

### Lahore

2nd Floor, 215 FF, DHA Phase 4, Lahore  
54000.

## Share Registrar

F.D Registrar (Private) Limited

# Director's Report

We are pleased to present the unaudited condensed Unconsolidated and Consolidated accounts for the nine months quarter ended March 31, 2024.

## Unconsolidated (un-audited)

(Amounts in PKR)	9M 24	9M 23	YoY
Revenue	234,896,428	215,764,768	9%
Gross Profit	170,396,276	120,507,848	41%
Operating Profit	108,244,644	57,003,234	90%
Profit before Taxation	111,610,201	49,183,215	127%
Profit after Taxation	99,677,971	39,608,591	152%
Number of Shares	285,245,524	197,010,230	-
EPS Basic and Diluted	0.35	0.20	-

## Consolidated (un-audited)

(Amounts in PKR)	9M 24	9M 23	YoY
Revenue	371,016,292	354,891,972	5%
Gross Profit	224,260,095	190,974,767	17%
Operating Profit	129,949,720	117,330,805	11%
Profit before Taxation	133,062,516	112,677,462	18%
Profit after Taxation	113,862,562	90,110,878	26%
Number of Shares	285,245,524	197,010,230	-
EPS Basic and Diluted	0.40	0.46	-

## Financial Performance

During the review period, the company exhibited significant growth, with revenue increasing by 5% and gross profit by 17%, showcasing its market stability. Despite inflationary challenges and one-time costs associated with the initial public offering, the company achieved an 11% increase in operating profit.

Careful management of financial costs and consistent foreign exchange earnings from export revenues enabled the company to record a 26% increase in profit after tax compared to the same period last year. This improvement was further supported by a decrease in taxes, bolstered by exports that accounted for 48% of total revenue, underscoring the company's emphasis on diversification and market expansion.

The issuance of new shares during this period led to a reduction in earnings per share, reflecting the company's strategic decision to secure capital for future growth initiatives.

## Business Review

Throughout this period, our transformation and interactive sectors have shown impressive resilience, maintaining solid performance. The commerce and mobility sectors also displayed encouraging signs of revenue growth, setting a robust foundation for future profitability. This even performance across our various sectors highlights the resilience and diversity of our business model, which continues to drive sustainable growth and value for our stakeholders.

The company entered into a significant partnership with Aletheia-AI, a Singapore-based startup specializing in computer vision and machine learning, which has expanded our product offerings. We have already started presenting these enhanced solutions to potential clients.

The company formed a strategic alliance with Vistas Global to explore outsourcing and joint project opportunities in the Middle East, especially in Qatar. This alliance has opened doors to new markets and opportunities, allowing us to participate in various tenders and secure important projects. This collaboration is crucial in enhancing our global presence and supporting our growth and expansion in key markets, thereby improving our competitive stance.

The renewal of contracts with our esteemed clients reaffirms their ongoing trust and satisfaction with our services and products. The average five-year duration of these contracts attests to the strength of our relationships, emphasizing our commitment to delivering consistent value and building long-term partnerships. This continued trust and loyalty are essential for our sustained success and growth.

During this reporting period, we successfully expanded our customer base, acquiring new clients in both domestic and international markets. This initiative demonstrates our commitment to broadening our market presence and diversifying our revenue streams. By attracting new customers in Pakistan and internationally, we are enhancing our market presence and laying the groundwork for sustainable growth.

The company has actively participated in various industry events, both locally and internationally, which have been instrumental in generating new business and forming new partnerships. Internationally, we attended GITEX Global and LEAP, while locally we supported events such as MADsembles by PAS and the Digi Leaders Conference. These events play a vital role in networking and enhancing our industry presence.

We have also launched two new products, Survit and Mobits, which were funded through our IPO. These products have started to generate revenue and are expected to significantly contribute to our growth, further enhancing our position in the market.

Our commitment to Environmental, Social, and Governance (ESG) principles remains a core aspect of our corporate strategy. We are dedicated to building a sustainable culture, advocating for environmental

responsibility, and maintaining strong governance practices. Our ESG initiatives aim to create lasting value for all stakeholders while making a positive impact on society and the environment.

## Future Outlook

We are diligently working to broaden our transformation services, not only locally but also on the international stage. Alongside our own products and tailored solutions, we are seeking to forge partnerships with global technology frontrunners like Microsoft and Salesforce. These potential collaborations aim to enrich our product lineup and expand our market presence.

In pursuit of sustainable growth and continuous innovation, we are strategically advancing towards global expansion and technological progression. As we undertake this journey, we remain committed to penetrating new markets and leveraging emerging technologies to propel our business forward. Our proactive stance exemplifies our commitment to maintaining a leading edge, ensuring we deliver state-of-the-art solutions that cater to the changing demands of our customers and markets.

Looking ahead, we are strategically positioning ourselves to capture growth and innovation opportunities. We are eager to introduce our offerings into the vibrant markets of Singapore and the Kingdom of Saudi Arabia (KSA), where we see substantial potential. We expect that our ventures into these regions will significantly enhance our export revenues in the foreseeable future.

We are also making steady progress in the development of our intellectual properties (IPs), including new products, adhering to the timelines set forth in our IPO prospectus. Our focus remains on delivering these innovative solutions to our customers and stakeholders punctually.

Our investment in Gen-AI technology is escalating as we integrate various tools and platforms into our projects and campaigns. This initiative is designed to increase future revenues and improve our operational efficiencies.

In line with our forward-thinking strategy, we are actively exploring investment opportunities in startups that specialize in data science, artificial intelligence, and machine learning. These strategic investments are in alignment with our goal to nurture innovation and maintain our leadership in the tech industry.

## Acknowledgement

The Board sincerely thanks our valued customers, financial partners, and other important stakeholders for their steadfast support and cooperation. Your trust enables us to overcome challenges and seize opportunities with confidence. We are also deeply grateful to our management and all employees across the Group for their hard work and dedication, which continue to drive our success. Your commitment to excellence inspires us every day, and we look forward to achieving more together in the future.

Sarocsh Ahmed



Director & CEO

Symmetry Group Limited

# Condensed Unconsolidated Financial Statement

Un-audited

For the quarter ended  
March 31, 2024




# Symmetry Group Limited


## Condensed Interim Unconsolidated Statement of Financial Position


As at March 31, 2024

	Note	(Un-audited) March 31, 2024	(Audited) June 30, 2023
Rupees			
<b>ASSETS</b>			
<b>Non-current assets</b>			
Property and equipment	3	56,797,530	24,279,286
Right-of-use assets	4	99,805,595	13,395,958
Intangible assets	5	133,460,790	60,783,751
Investment in subsidiaries		10,996,000	10,996,000
Long-term deposits		444,000	444,000
		<b>301,503,915</b>	<b>109,898,995</b>
<b>Current assets</b>			
Trade debts		306,802,640	356,316,606
Contract assets		39,098,309	1,307,250
Advances, deposits and prepayments		2,530,943	1,422,757
Short term investments		73,000,000	-
Due from related parties		333,523,247	94,575,259
Taxation - net		25,139,842	3,356,440
Cash and bank balances		826,573	170,495
		<b>780,921,554</b>	<b>457,148,807</b>
<b>Total assets</b>		<b>1,082,425,469</b>	<b>567,047,802</b>
<b>EQUITY AND LIABILITIES</b>			
<b>Share capital and reserves</b>			
<i>Authorized capital</i>			
300,000,000 (June 30, 2023: 300,000,000) ordinary shares of Re. 1/- each		300,000,000	300,000,000
Issued, subscribed and paid-up capital		285,245,524	197,010,230
<i>Revenue reserves</i>			
Share premium		273,268,397	-
Unappropriated profits		261,133,249	175,717,555
		<b>819,647,170</b>	<b>372,727,785</b>
<b>Non-current liabilities</b>			
Lease liabilities	6	76,638,188	5,809,531
Deferred taxation		2,754,252	750,524
		<b>79,392,440</b>	<b>6,560,055</b>
<b>Current liabilities</b>			
Trade and other payables		68,872,297	51,866,939
Short term borrowing		63,939,628	33,939,628
Due to related parties		39,366,599	97,865,455
Accrued markup		2,274,000	1,854,910
Current portion of lease liability	6	6,593,502	2,233,030
Unclaimed dividend		2,339,833	-
		<b>183,385,859</b>	<b>187,759,962</b>
<b>Contingencies and commitments</b>			
	7		
<b>Total equity and liabilities</b>		<b>1,082,425,469</b>	<b>567,047,802</b>

The annexed notes from 1 to 12 form an integral part of these condensed interim unconsolidated financial statements.

  
Chief Executive

  
Director

  
Chief Financial Officer



# Symmetry Group Limited

## Condensed Interim Unconsolidated Statement of Profit or Loss

For the nine months ended and quarter ended March 31, 2024 (unaudited)

	Note	Nine months ended		Quarter ended	
		March 31, 2024	March 31, 2023	March 31, 2024	March 31, 2023
Rupees					
Revenue - net	8	234,896,428	215,764,768	51,886,035	78,945,015
Cost of services		(64,500,152)	(95,256,920)	(20,416,209)	(37,625,551)
<b>Gross profit</b>		<b>170,396,276</b>	<b>120,507,848</b>	<b>31,469,826</b>	<b>41,319,464</b>
Administrative expenses		(62,151,632)	(63,504,614)	(21,653,617)	(34,524,764)
<b>Operating profit</b>		<b>108,244,644</b>	<b>57,003,234</b>	<b>9,816,209</b>	<b>6,794,700</b>
Other income - net		15,010,875	1,409,926	5,836,415	409,999
Finance costs		(11,645,318)	(9,229,945)	(3,322,272)	(2,937,326)
<b>Profit before taxation</b>		<b>111,610,201</b>	<b>49,183,215</b>	<b>12,330,352</b>	<b>4,267,373</b>
Taxation - net		(11,932,230)	(9,574,624)	(5,096,974)	(2,500,042)
<b>Profit after taxation</b>		<b>99,677,971</b>	<b>39,608,591</b>	<b>7,233,378</b>	<b>1,767,331</b>
<b>Earning per share - basic and diluted</b>		<b>0.35</b>	<b>0.20</b>	<b>0.03</b>	<b>0.01</b>

The annexed notes from 1 to 12 form an integral part of these condensed interim unconsolidated financial statements.



Chief Executive



Director



Chief Financial Officer

# Symmetry Group Limited

## Condensed Interim Unconsolidated Statement of Comprehensive Income (Un-audited)

For the nine months ended and quarter ended March 31, 2024 (unaudited)

	<u>Nine months ended</u>		<u>Quarter ended</u>	
	<u>March 31,</u> <u>2024</u>	<u>March 31,</u> <u>2023</u>	<u>March 31,</u> <u>2024</u>	<u>March 31,</u> <u>2023</u>
	<u>Rupees</u>			
Profit after taxation	99,677,971	39,608,591	7,233,378	1,767,331
Other comprehensive income	-	-	-	-
<b>Total comprehensive income for the period</b>	<b>99,677,971</b>	<b>39,608,591</b>	<b>7,233,378</b>	<b>1,767,331</b>

### Total comprehensive income for the period


The annexed notes from 1 to 12 form an integral part of these condensed interim unconsolidated financial statements.



Chief Executive



Director



Chief Financial Officer

# Symmetry Group Limited

## Condensed Interim Unconsolidated Statement of Changes in Equity

For the nine months ended and quarter ended March 31, 2024 (unaudited)

	Issued, subscribed and paid up capital	Share premium	Unappropriate profits	Total
	Rupees			
Balance as at June 30, 2022	197,010,230	-	48,115,740	245,125,970
<i>Total comprehensive income for the nine months ended March 31, 2023</i>				
Profit for the period	-	-	39,608,591	39,608,591
Other comprehensive income	-	-	-	-
	-	-	39,608,591	39,608,591
Other comprehensive income				
Balance as at March 31, 2023	197,010,230	-	87,724,331	284,734,561
<b>Balance as at June 30, 2023</b>	<b>197,010,230</b>	<b>-</b>	<b>175,717,554</b>	<b>372,727,784</b>
<i>Total comprehensive income for the nine months ended March 31, 2024</i>				
Profit for the period	-	-	99,677,971	99,677,971
Other comprehensive income	-	-	-	-
	-	-	99,677,971	99,677,971
Issuance of ordinary shares	88,235,294	291,176,470	-	379,411,764
IPO costs directly attributable to issue of shares	-	(17,908,073)	-	(17,908,073)
	88,235,294	273,268,397	-	361,503,691
<i>Transaction with owners</i>				
Final dividend @ 5% for the year ended June 30, 2023	-	-	(14,262,276)	(14,262,276)
<b>Balance as at March 31, 2024</b>	<b>285,245,524</b>	<b>273,268,397</b>	<b>261,133,249</b>	<b>819,647,170</b>

The annexed notes from 1 to 12 form an integral part of these condensed interim unconsolidated financial statements.



Chief Executive



Director



Chief Financial Officer

# Symmetry Group Limited

## Notes to the Condensed Interim Unconsolidated Financial Statements

For the nine months ended and quarter ended March 31, 2024 (unaudited)

### 1. INTRODUCTION 2024

#### 1.1 Legal status of the company

Symmetry Group Limited ('the Company') was incorporated in Pakistan as a private limited company on 3 February 2012 under the repealed Companies Ordinance, 1984 (now Companies Act 2017). In May 2017, the Company was converted to a public limited company.

The Board of Directors in its meeting held on March 18, 2022 decided to initiate the proceedings for enlisting of the Company on the Pakistan Stock Exchange Limited. Hence, the Company issued the prospectus for Initial Public Offer(IPO) of 101,240,082 ordinary shares of Re.1/- each at a floor price of Rs. 4.25/- per share including share premium of Rs.3.25/- per share. Details regarding utilization of IPO proceeds have been fully explained in the prospectus. On February 07, 2023, Pakistan Stock Exchange approved the Company's application for formal listing and quotation of the shares on the Pakistan Stock Exchange. During the period, 75,930,061 ordinary shares were offered and successfully subscribed through book building process by successful bidders at a strike price of Rs.4.3/- per share. The remaining 25,310,021 ordinary shares were offered to general public for subscription at strike price of Rs. 4.3 per share. Ordinary shares offered to general public were fully subscribed and shares have been duly allotted to all shareholders. The Company has been listed on Pakistan Stock Exchange with effect from September 01, 2023.

#### 1.2 Location of the registered office and regional office

Particular	Location	Address
Registered office	Karachi	Plot No. 56-A, Street 2, Khalid Commercial Area Phase 7 Ext Defence Housing Authority, Karachi,
Regional Office	Karachi	Plot No.45-C, Office No.3, 2nd Floor, Shahbaz Commercial Lane No.04 Phase -Vi, Defence Officer Housing Society, Karachi.
Regional Office	Lahore	Plot no 215FF, 2nd Floor, Defence Housing Authority, Phase 4, Lahore.
Regional Office	Islamabad	Office #13, Second Floor, Shawez Centre, Johar Road, F8 Markaz, Islamabad.

#### 1.3 Principal business activity

The principal activities of the Company are digital media and advertising services encompassing transformation, interactive, commerce and mobility activities.

## **2. BASIS OF PREPARATION**

### **2.1 Statement of compliance**

These condensed interim unconsolidated financial statements (here-in-after referred to as the 'interim financial statements') have been prepared in accordance with the accounting and reporting standards as applicable in Pakistan for interim financial reporting. The accounting and reporting standards as applicable in Pakistan for interim financial reporting comprise:

- International Accounting Standard (IAS) 34, 'Interim Financial Reporting', issued by the International Accounting Standards Board (IASB) as notified under the Companies Act, 2017; and
- Provisions of and directives issued under the Companies Act 2017.

Where the provisions of and directives issued under the Companies Act, 2017 differ with the requirements of IAS 34, the provisions of, and directives issued under, the Companies Act, 2017 have been followed.

These interim financial statements do not include all the information and disclosures as required in the annual financial statements and should be read in conjunction with the Company's annual financial statements for the year ended June 30, 2023.

### **2.2 Basis of measurement**

These unconsolidated financial statements have been prepared under the historical cost convention except as disclosed otherwise.

### **2.3 Functional and presentation currency**

These unconsolidated financial statements are presented in Pakistan rupees which is Company's functional currency. All financial information has been rounded to the nearest rupee, unless otherwise stated.

### **2.4 Use of estimates and judgments**

In preparing these interim financial statements, the significant judgments made by management in applying the Company's accounting policies and the key sources of estimation uncertainty were the same as those applied in the annual unconsolidated financial statements of the Company as at and for the year ended June 30, 2023.

### **2.5 Significant accounting policies**

The significant accounting policies applied in the preparation of these interim financial statements are the same as those applied in the preparation of the annual unconsolidated financial statements of the Company for the year ended June 30, 2023.

### 3. PROPERTY AND EQUIPMENT

Note	Furniture and fittings	Lease hold improvements	Office equipment	Computer and ancillary equipment	Vehicles	Total
	----- (Rupees) -----					
<b>As at 30 June 2022</b>						
Cost	1,996,283	-	1,485,471	18,696,891	3,143,390	25,322,035
Accumulated depreciation	(939,392)	-	(1,041,237)	(13,107,875)	(2,275,859)	(17,364,363)
	<u>1,056,891</u>	<u>-</u>	<u>444,234</u>	<u>5,589,016</u>	<u>867,531</u>	<u>7,957,672</u>
<i>Movement during the year ended June 30, 2022</i>						
Opening net book value	1,056,891	-	444,234	5,589,016	867,531	7,957,672
<b>Additions during the year</b>	13,504,250	-	3,497,750	5,538,800	-	22,540,800
Depreciation for the year	(1,354,770)	-	(566,261)	(3,989,396)	(308,759)	(6,219,186)
<b>Closing net book value</b>	<u>13,206,371</u>	<u>-</u>	<u>3,375,723</u>	<u>7,138,420</u>	<u>558,772</u>	<u>24,279,286</u>
<b>As at 30 June 2023</b>						
Cost	15,500,533	-	4,983,221	24,235,691	3,143,390	47,862,835
Accumulated depreciation	(2,294,162)	-	(1,607,498)	(17,097,271)	(2,584,618)	(23,583,549)
Net book value	<u>13,206,371</u>	<u>-</u>	<u>3,375,723</u>	<u>7,138,420</u>	<u>558,772</u>	<u>24,279,286</u>
<i>Movement during the period ended March 31, 2024</i>						
Opening net book value	13,206,371	-	3,375,723	7,138,420	558,772	24,279,286
<b>Additions during the period</b>	12,369,260	5,790,125	9,564,733	13,075,428	-	40,799,546
Depreciation for the period	(888,134)	(1,353,704)	(1,662,431)	(3,649,290)	(727,744)	(8,281,302)
<i>Reclassification</i>						
Cost	(13,504,250)	13,504,250	-	-	-	-
Accumulated depreciation	1,055,267	(1,055,267)	-	-	-	-
	<u>(12,448,983)</u>	<u>12,448,983</u>	<u>-</u>	<u>-</u>	<u>-</u>	<u>-</u>
<b>Closing net book value</b>	<u>12,238,514</u>	<u>16,885,405</u>	<u>11,278,026</u>	<u>16,564,558</u>	<u>(168,972)</u>	<u>56,797,530</u>
<b>As at 31 March 2024</b>						
Cost	14,365,543	19,294,375	14,547,954	37,311,119	3,143,390	88,662,381
Accumulated depreciation	(2,127,029)	(2,408,971)	(3,269,929)	(20,746,561)	(3,312,362)	(31,864,851)
Net book value	<u>12,238,514</u>	<u>16,885,405</u>	<u>11,278,026</u>	<u>16,564,558</u>	<u>(168,972)</u>	<u>56,797,530</u>
<b>Depreciation rates (% per annum)</b>	<u>15</u>	<u>10</u>	<u>30</u>	<u>30</u>	<u>15</u>	

		(Un-audited) March 31, 2024	(Audited) June 30, 2023
	<i>Note</i>	----- Rupees -----	
<b>4. RIGHT-OF-USE ASSETS</b>			
Opening written down value		13,395,958	5,329,893
Additions during the period / year		79,615,488	11,577,297
Lease reassessment		-	260,886
Depreciation for the period / year		<u>(6,794,149)</u>	<u>(3,772,118)</u>
Closing balance		<u>99,805,595</u>	<u>13,395,958</u>
<b>5. INTANGIBLE ASSETS</b>			
Operating intangible assets	5.1	30,898,476	1,818,213
Capital work-in-progress	5.2	<u>102,562,314</u>	<u>58,965,538</u>
		<u>133,460,790</u>	<u>60,783,751</u>
<b>5.1 Operating Intangible Assets</b>			
<i>Computer software</i>			
<b>Cost</b>			
- Opening balance		30,000,000	30,000,000
- Transfer from CWIP		<u>32,185,581</u>	-
		<u>62,185,581</u>	<u>30,000,000</u>
<b>Amortization</b>			
Opening balance		28,181,787	27,286,249
Amortization		<u>3,105,318</u>	<u>895,538</u>
Closing balance		<u>31,287,105</u>	<u>28,181,787</u>
<b>Net book value</b>		<u>30,898,476</u>	<u>1,818,213</u>
<b>Amortization rate (% per annum)</b>		<u>33%</u>	<u>33%</u>
<b>5.2 Capital work-in-progress</b>			
Opening balance		58,965,538	-
Addition during the period / year		75,782,357	58,965,538
Completed/transferred during the period		<u>(32,185,581)</u>	-
		<u>102,562,314</u>	<u>58,965,538</u>
		(Un-audited) March 31, 2024	(Audited) June 30, 2023
<b>6. LEASE LIABILITIES</b>		----- Rupees -----	
Opening balance		8,042,561	3,389,848
Additions		79,367,487	10,620,497
Lease reassessment		-	260,886
Interest expense		7,771,743	1,271,233
Payments		<u>(11,950,101)</u>	<u>(7,499,903)</u>
		<u>83,231,690</u>	<u>8,042,561</u>
Less: Current maturity shown under current liabilities		<u>(6,593,502)</u>	<u>(2,233,030)</u>
Non-current		<u>76,638,188</u>	<u>5,809,531</u>

## 7. CONTINGENCIES AND COMMITMENTS

There were no contingencies and commitments as at reporting date (June 30, 2023: Nil).

		(Un-audited) March 31, 2024	(Un-audited) March 31, 2023
	<i>Note</i>	Rupees	
<b>8. REVENUE - net</b>			
Gross Revenue		261,919,911	231,471,532
Less: Sales tax		(27,023,483)	(15,706,764)
		<u>234,896,428</u>	<u>215,764,768</u>
<b>8.1 Revenue</b>	<i>8.1.1</i>	<b>182,530,230</b>	213,980,194
Commission - net	<i>8.1.2</i>	<b>52,366,198</b>	1,784,574
		<u>234,896,428</u>	<u>215,764,768</u>

### 8.1.1 Disaggregation of revenue

	March , 31 2024		
	Local	Export	Total
	(Rupees)		
<i>Transformation</i>			
Design, Development & Maintenance	16,668,301	103,060,025	119,728,326
Retainer	18,024,875	11,990,606	30,015,481
	34,693,176	115,050,631	149,743,807
<i>Interactive</i>			
Digital Public Relations	6,298,253	-	6,298,253
Content	658,415	-	658,415
Retainer	14,747,625	9,810,496	24,558,121
	21,704,293	9,810,496	31,514,789
Digital commerce - Trade service	1,271,633	-	1,271,633
	<u>57,669,102</u>	<u>124,861,128</u>	<u>182,530,230</u>
	March 31, 2023		
	Local	Export	Total
	(Rupees)		
<i>Transformation</i>			
Design, Development & Maintenance	19,206,419	-	19,206,419
Media	22,530,952	134,229,992	156,760,944
Retainer	14,769,418	-	14,769,418
	56,506,789	134,229,992	190,736,781
<i>Interactive</i>			
Digital Public Relations	6,539,724	-	6,539,724
Content	2,099,485	-	2,099,485
Retainer	12,084,071	-	12,084,071
	20,723,280	-	20,723,280
Digital commerce - Trade service	2,520,133	-	2,520,133
Total	<u>79,750,202</u>	<u>134,229,992</u>	<u>213,980,194</u>



### 8.1.2 Commission - net

	March 31, 2024		
	Local	Export	Total
	(Rupees)		
<i>Transformation</i>			
Media			-
<i>Interactive</i>			
Digital PR	19,008,273	32,178,324	51,186,597
Content	551,500	-	551,500
	19,559,773	32,178,324	51,738,097
Digital commerce - Trade service	628,102	-	628,102
<b>Total</b>	<b>20,187,874</b>	<b>32,178,324</b>	<b>52,366,198</b>
	March 31, 2023		
	Local	Export	Total
	(Rupees)		
<i>Interactive</i>			
Media	1,009,696	-	1,009,696
Digital commerce - Trade service	774,878	-	774,878
<b>Total</b>	<b>1,784,574</b>	<b>-</b>	<b>1,784,574</b>

### 9. CASH AND CASH EQUIVALENTS

Cash and cash equivalents comprise of the following items:

Cash and bank balances	826,573	6,296,099
Short term running finances	(63,939,628)	(34,665,426)
	<b>(63,113,055)</b>	<b>(28,369,327)</b>

### 10. RELATED PARTY DISCLOSURES

The related parties comprise of the Parent Company and other group companies, entities with common directors, major shareholders, staff retirement funds, directors, key management personnel and close family members of such individuals. Transactions with related parties are carried out at agreed terms.

The Company in the normal course of business carries out transactions with various related parties. Details of transactions with related parties, other than those which have been specifically disclosed elsewhere are as follows:

			(Un-audited) March 31, 2024	(Un-audited) March 31, 2023
			———— Rupees ————	

**Transactions during the period**

Name of the related parties	Basis of relationship with the party	Nature of the transaction		
Symmetry Digital (Private) Limited	Subsidiary	Loan recovered	8,792,357	6,865,000
		Loan given	123,913,000	45,289,402
Iris Digital (Private) Limited	Subsidiary	Loan recovered	74,325,000	119,759,387
		Loan given	319,421,000	41,104,000
Syed Sarocsh Ahmed	Key management personnel	Loan recovered	42,851,805	56,565,600
		Loan given	56,109,855	65,582,930

			(Un-audited) March 31, 2024	(Audited) June 30, 2023
			———— Rupees ————	

**Balances outstanding as of the reporting date**

Name of the related party	Basis of relationship with the party	Nature of the balance outstanding		
Symmetry Digital (Private) Limited	Subsidiary	Loan receivable	202,388,402	94,575,259
Iris Digital (Private) Limited	Subsidiary	Loan receivable	131,134,845	-
		Loan payable	-	75,822,155
Syed Sarocsh Ahmed	Key management Personnel	Loan payable	-	13,443,300
		Loan receivable	30,766,599	
Ms. Dur-e-Shahwar	Close family member of shareholder	Loan payable	8,600,000	8,600,000

**11. GENERAL**

**11.1 Date of authorization for issue of these interim financial statements**

These interim financial statements were authorised for issue by the Board of Directors of the Company in their meeting held on 29 April 2024.

**11.2 Level of rounding**


Figures in these interim financial statements have been rounded off to the nearest rupee.



Chief Executive



Director



Chief Financial Officer

# Condensed Consolidated Financial Statement

Un-audited

For the quarter ended  
March 31, 2024




# Symmetry Group Limited

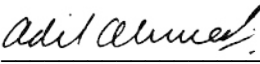
## Condensed Interim Consolidated Statement of Financial Position


As at March 31, 2024

	Note	(Un-audited) March 31, 2024	(Audited) June 30, 2023
		Rupees	
<b>ASSETS</b>			
<b>Non-current assets</b>			
Property and equipment	3	86,797,530	24,279,286
Right-of-use assets	4	99,805,595	13,395,958
Intangible assets	5	163,460,790	60,783,751
Goodwill		42,777,721	42,777,721
Deffered Tax-net		981,641	1,242,775
Long-term deposits		444,000	444,000
		<u>394,267,277</u>	<u>142,923,491</u>
<b>Current assets</b>			
		5,836,415	1,157,994
Trade debts		511,406,757	386,070,509
Contract assets		41,176,681	23,299,750
Advances, deposits and prepayments		2,530,943	1,622,757
Short term investments		73,000,000	-
Taxation - net		51,176,411	43,641,306
Cash and bank balances		155,818,792	191,404
		<u>835,109,584</u>	<u>454,825,726</u>
<b>Total assets</b>		<u><u>1,229,376,861</u></u>	<u><u>597,749,217</u></u>
<b>EQUITY AND LIABILITIES</b>			
<b>Share capital and reserves</b>			
<i>Authorized capital</i>			
300,000,000 (June 30, 2023: 300,000,000) ordinary shares of Re. 1/- each		<u>300,000,000</u>	<u>300,000,000</u>
Issued, subscribed and paid-up capital		285,245,524	197,010,230
<i>Revenue reserves</i>			
Share premium		273,268,397	-
Unappropriated profits		329,648,133	230,047,847
		<u>888,162,054</u>	<u>427,058,077</u>
Non-controlling interest			67,537
<b>Total Equity</b>		<u>888,162,054</u>	<u>427,125,614</u>
<b>Non-current liabilities</b>			
Lease liabilities	6	76,638,188	5,809,531
Deferred taxation		5,302,569	750,524
		<u>81,940,757</u>	<u>6,560,055</u>
<b>Current liabilities</b>			
Trade and other payables		147,034,488	95,962,716
Short term borrowing		63,939,628	33,939,628
Due to related parties		39,366,599	22,043,300
Taxation-net		-	9,884,874
Current portion of lease liability	6	6,593,502	2,233,030
Unclaimed dividend		2,339,833	-
		<u>259,274,050</u>	<u>164,063,548</u>
<b>Contingencies and commitments</b>			
	7		
<b>Total equity and liabilities</b>		<u><u>1,229,376,861</u></u>	<u><u>597,749,217</u></u>

The annexed notes from 1 to 12 form an integral part of these condensed interim Consolidated financial statements.

  
\_\_\_\_\_  
**Chief Executive**

  
\_\_\_\_\_  
**Director**

  
\_\_\_\_\_  
**Chief Financial Officer**

# Symmetry Group Limited

## Condensed Interim Consolidated Statement of Profit or Loss

For the nine months ended and quarter ended March 31, 2024 (unaudited)

	Note	Nine months ended		Quarter ended	
		March 31, 2024	March 31, 2023	March 31, 2024	March 31, 2023
Rupees					
Revenue - net	8	371,016,292	354,891,972	132,890,501	134,611,848
Cost of services		(146,756,197)	(163,917,205)	(45,906,685)	(77,217,102)
<b>Gross profit</b>		<b>224,260,095</b>	<b>190,974,767</b>	<b>86,983,816</b>	<b>57,394,746</b>
Administrative expenses		(94,310,375)	(73,643,962)	(41,958,869)	(34,691,742)
<b>Operating profit</b>		<b>129,949,720</b>	<b>117,330,805</b>	<b>45,024,947</b>	<b>22,703,004</b>
Other income - net		15,010,875	2,473,541	5,836,415	1,157,994
Finance costs		(11,898,079)	(7,126,884)	(3,463,418)	(644,558)
<b>Profit before taxation</b>		<b>133,062,516</b>	<b>112,677,462</b>	<b>47,397,944</b>	<b>23,216,440</b>
Taxation - net		(19,199,954)	(22,566,584)	(9,612,687)	(8,700,126)
<b>Profit after taxation</b>		<b>113,862,562</b>	<b>90,110,878</b>	<b>37,785,257</b>	<b>14,516,314</b>
<b>Earning per share - basic and diluted</b>		<b>0.40</b>	<b>0.46</b>	<b>0.13</b>	<b>0.07</b>

The annexed notes from 1 to 12 form an integral part of these condensed interim Consolidated financial statements.



Chief Executive



Director



Chief Financial Officer

# Symmetry Group Limited

## Condensed Interim Consolidated Statement of Comprehensive Income (Un-audited)

For the nine months ended and quarter ended March 31, 2024 (unaudited)

	Nine months ended		Quarter ended	
	March 31, 2024	March 31, 2023	March 31, 2024	March 31, 2023
	<b>Rupees</b>			
Profit after taxation	<b>113,862,562</b>	90,110,878	37,785,257	14,516,314
Other comprehensive income	-	-	-	-
<b>Total comprehensive income for the period</b>	<b>113,862,562</b>	<b>90,110,878</b>	<b>37,785,257</b>	<b>14,516,314</b>

The annexed notes from 1 to 12 form an integral part of these condensed interim Consolidated financial statements.



Chief Executive



Director



Chief Financial Officer

# Symmetry Group Limited

## Condensed Interim Consolidated Statement of Changes in Equity

For the nine months ended and quarter ended March 31, 2024 (unaudited)

	Issued, subscribed and paid up capital	Share premium	Unappropriated profits	Total
	Rupees			
Balance as at June 30, 2022	197,010,230	-	48,115,740	245,125,970
<i>Total comprehensive income for the nine months ended March 31, 2023</i>				
Profit for the period	-	-	90,110,878	(4,199,497)
Other comprehensive income	-	-	-	-
	-	-	90,110,878	(4,199,497)
				5,836,415
Balance as at March 31, 2023	197,010,230	-	138,226,618	240,926,473
<b>Balance as at June 30, 2023</b>	<b>197,010,230</b>	<b>-</b>	<b>230,047,847</b>	<b>347,758,577</b>
<i>Total comprehensive income for the nine months ended March 31, 2024</i>				
Profit for the period	-	-	113,862,562	113,862,562
Other comprehensive income	-	-	-	-
	-	-	113,862,562	113,862,562
Issuance of ordinary shares	88,235,294	291,176,470	-	379,411,764
IPO costs directly attributable to issue of shares	-	(17,908,073)	-	(17,908,073)
	88,235,294	273,268,397	-	361,503,691
<i>Transaction with owners</i>				
Final dividend @ 5% for the year ended June 30, 2023	-	-	(14,262,276)	(14,262,276)
<b>Balance as at March 31, 2024</b>	<b>285,245,524</b>	<b>273,268,397</b>	<b>329,648,133</b>	<b>808,862,554</b>


The annexed notes from 1 to 12 form an integral part of these condensed interim Consolidated financial statements.



Chief Executive



Director



Chief Financial Officer

# Symmetry Group Limited

## Notes to the Condensed Interim Consolidated Financial Statements

For the nine months ended and quarter ended March 31, 2024 (unaudited)

### 1. INTRODUCTION

#### 1.1 Legal status of the company

Symmetry Group Limited ('the Company') was incorporated in Pakistan as a private limited company on 3 February 2012 under the repealed Companies Ordinance, 1984 (now Companies Act 2017). In May 2017, the Company was converted to a public limited company.

The Board of Directors in its meeting held on March 18, 2022 decided to initiate the proceedings for enlisting of the Company on the Pakistan Stock Exchange Limited. Hence, the Company issued the prospectus for Initial Public Offer (IPO) of 101,240,082 ordinary shares of Re.1/- each at a floor price of Rs. 4.25/- per share including share premium of Rs.3.25/- per share. Details regarding utilization of IPO proceeds have been fully explained in the prospectus. On February 07, 2023, Pakistan Stock Exchange approved the Company's application for formal listing and quotation of the shares on the Pakistan Stock Exchange. During the period, 75,930,061 ordinary shares were offered and successfully subscribed through book building process by successful bidders at a strike price of Rs.4.3/- per share. The remaining 25,310,021 ordinary shares were offered to general public for subscription at strike price of Rs. 4.3 per share. Ordinary shares offered to general public were fully subscribed and shares have been duly allotted to all shareholders. The Company has been listed on Pakistan Stock Exchange with effect from September 01, 2023.

#### 1.2 Location of the registered office and regional office

Particular	Location	Address
Registered office	Karachi	Plot No. 56-A, Street 2, Khalid Commercial Area Phase 7 Ext Defence Housing Authority, Karachi,
Regional Office	Karachi	Plot No.45-C, Office No.3, 2nd Floor, Shahbaz Commercial Lane No.04 Phase -Vi, Defence Officer Housing Society, Karachi.
Regional Office	Lahore	Plot no 215FF, 2nd Floor, Defence Housing Authority, Phase 4, Lahore.
Regional Office	Islamabad	Office #13, Second Floor, Shawez Centre, Johar Road, F8 Markaz, Islamabad.

#### 1.3 Principal business activity

The principal activities of the Company are digital media and advertising services encompassing transformation, interactive, commerce and mobility activities.



## **2. BASIS OF PREPARATION**

### **2.1 Statement of compliance**

These condensed interim unconsolidated financial statements (here-in-after referred to as the 'interim financial statements') have been prepared in accordance with the accounting and reporting standards as applicable in Pakistan for interim financial reporting. The accounting and reporting standards as applicable in Pakistan for interim financial reporting comprise:

- International Accounting Standard (IAS) 34, 'Interim Financial Reporting', issued by the International Accounting Standards Board (IASB) as notified under the Companies Act, 2017; and
- Provisions of and directives issued under the Companies Act 2017.

Where the provisions of and directives issued under the Companies Act, 2017 differ with the requirements of IAS 34, the provisions of, and directives issued under, the Companies Act, 2017 have been followed.

These interim financial statements do not include all the information and disclosures as required in the annual financial statements and should be read in conjunction with the Company's annual financial statements for the year ended June 30, 2023.

### **2.2 Basis of measurement**

These unconsolidated financial statements have been prepared under the historical cost convention except as disclosed otherwise.

### **2.3 Functional and presentation currency**

These unconsolidated financial statements are presented in Pakistan rupees which is Company's functional currency. All financial information has been rounded to the nearest rupee, unless otherwise stated.

### **2.4 Use of estimates and judgments**

In preparing these interim financial statements, the significant judgments made by management in applying the Company's accounting policies and the key sources of estimation uncertainty were the same as those applied in the annual unconsolidated financial statements of the Company as at and for the year ended June 30, 2023.

### **2.5 Significant accounting policies**

The significant accounting policies applied in the preparation of these interim financial statements are the same as those applied in the preparation of the annual unconsolidated financial statements of the Company for the year ended June 30, 2023.

### 3. PROPERTY AND EQUIPMENT

Note	Furniture and fittings	Lease hold improvements	Office equipment	Computer and ancillary equipment	Vehicles	Total
	----- (Rupees) -----					
<b>As at 30 June 2022</b>						
Cost	1,996,283	-	1,485,471	18,696,891	3,143,390	25,322,035
Accumulated depreciation	(939,392)	-	(1,041,237)	(13,107,875)	(2,275,859)	(17,364,363)
	<u>1,056,891</u>	<u>-</u>	<u>444,234</u>	<u>5,589,016</u>	<u>867,531</u>	<u>7,957,672</u>
<i>Movement during the year ended June 30, 2022</i>						
Opening net book value	1,056,891	-	444,234	5,589,016	867,531	7,957,672
<b>Additions during the year</b>	13,504,250	-	3,497,750	5,538,800	-	22,540,800
Depreciation for the year	(1,354,770)	-	(566,261)	(3,989,396)	(308,759)	(6,219,186)
<b>Closing net book value</b>	<u>13,206,371</u>	<u>-</u>	<u>3,375,723</u>	<u>7,138,420</u>	<u>558,772</u>	<u>24,279,286</u>
<b>As at 30 June 2023</b>						
Cost	15,500,533	-	4,983,221	24,235,691	3,143,390	47,862,835
Accumulated depreciation	(2,294,162)	-	(1,607,498)	(17,097,271)	(2,584,618)	(23,583,549)
Net book value	<u>13,206,371</u>	<u>-</u>	<u>3,375,723</u>	<u>7,138,420</u>	<u>558,772</u>	<u>24,279,286</u>
<i>Movement during the period ended March 31, 2024</i>						
Opening net book value	13,206,371	-	3,375,723	7,138,420	558,772	24,279,286
<b>Additions during the period</b>	12,369,260	5,790,125	9,564,733	43,075,428	-	70,799,546
Depreciation for the period	(888,134)	(1,353,704)	(1,662,431)	(3,649,290)	(727,744)	(8,281,302)
<i>Reclassification</i>						
Cost	(13,504,250)	13,504,250	-	-	-	-
Accumulated depreciation	1,055,267	(1,055,267)	-	-	-	-
	<u>(12,448,983)</u>	<u>12,448,983</u>	<u>-</u>	<u>-</u>	<u>-</u>	<u>-</u>
<b>Closing net book value</b>	<u>12,238,514</u>	<u>16,885,405</u>	<u>11,278,026</u>	<u>46,564,558</u>	<u>(168,972)</u>	<u>86,797,530</u>
<b>As at 31 March 2024</b>						
Cost	14,365,543	19,294,375	14,547,954	67,311,119	3,143,390	118,662,381
Accumulated depreciation	(2,127,029)	(2,408,971)	(3,269,929)	(20,746,561)	(3,312,362)	(31,864,851)
Net book value	<u>12,238,514</u>	<u>16,885,405</u>	<u>11,278,026</u>	<u>46,564,558</u>	<u>(168,972)</u>	<u>86,797,530</u>
<b>Depreciation rates (% per annum)</b>	<u>15</u>	<u>10</u>	<u>30</u>	<u>30</u>	<u>15</u>	

### 4. RIGHT-OF-USE ASSETS

Note	----- (Un-audited) ----- March 31, 2023	----- (Audited) ----- June 30, 2023
	----- Rupees -----	
Opening written down value	13,395,958	5,329,893
Additions during the period / year	79,615,488	11,577,297
Lease reassessment	-	260,886
Depreciation for the period / year	(6,794,149)	(3,772,118)
Closing balance	<u>99,805,595</u>	<u>13,395,958</u>

### 5. INTANGIBLE ASSETS

Operating intangible assets	5.1	30,898,476	1,818,213
Capital work-in-progress	5.2	132,562,314	58,965,538
		<u>163,460,790</u>	<u>60,783,751</u>

## 5.1 Operating Intangible Assets

### Computer software

#### Cost

- Opening balance	30,000,000	30,000,000
- Transfer from CWIP	32,185,581	-
	<u>62,185,581</u>	<u>30,000,000</u>

#### Amortization

Opening balance	28,181,787	27,286,249
Amortization	3,105,318	895,538
Closing balance	<u>31,287,105</u>	<u>28,181,787</u>

<b>Net book value</b>	<u>30,898,476</u>	<u>1,818,213</u>
-----------------------	-------------------	------------------

<b>Amortization rate (% per annum)</b>	<u>33%</u>	<u>33%</u>
--	------------	------------

## 5.2 Capital work-in-progress

Opening balance	58,965,538	-
Addition during the period / year	105,782,357	58,965,538
Completed/transferred during the period	(32,185,581)	-
	<u>132,562,314</u>	<u>58,965,538</u>

(Un-audited) (Audited)  
March 31, June 30,  
2024 2023

## 6. LEASE LIABILITIES

----- Rupees -----

Opening balance	8,042,561	3,389,848
Additions	79,367,487	10,620,497
Lease reassessment	-	260,886
Interest expense	7,771,743	1,271,233
Payments	<u>(11,950,101)</u>	<u>(7,499,903)</u>
	<u>83,231,690</u>	<u>8,042,561</u>
Less: Current maturity shown under current liabilities	<u>(6,593,502)</u>	<u>(2,233,030)</u>
Non-current	<u>76,638,188</u>	<u>5,809,531</u>

## 7. CONTINGENCIES AND COMMITMENTS

There were no contingences and commitments as at reporting date (June 30, 2023: Nil).

(Un-audited) (Un-audited)  
March 31, March 31, 2023  
2024

## 8. REVENUE - net

Note

----- Rupees -----

Total billing	808,027,026	657,207,356
Less: Billing on behalf of vendors & third parties	<u>(437,010,734)</u>	<u>(302,315,384)</u>
Net Revenue	<u>371,016,292</u>	<u>354,891,972</u>

Gross Revenue	413,699,582	386,385,385
Less: Sales tax	<u>(42,683,290)</u>	<u>(31,493,413)</u>
	<u>371,016,292</u>	<u>354,891,972</u>

8.1 Revenue	8.1.1	312,336,528	351,956,687
Commission - net	8.1.2	58,679,764	2,935,285
		<u>371,016,292</u>	<u>354,891,972</u>

### 8.1.1 Disaggregation of revenue

	March , 31 2024		
	Local	Export	Total
	----- (Rupees) -----		
<i>Transformation</i>			
Design, Development & Maintenance	41,612,116	123,060,025	164,672,141
Retainer	59,197,922	11,990,606	71,188,528
	100,810,038	135,050,631	235,860,669
<i>Interactive</i>			
Digital Public Relations	13,798,322	-	13,798,322
Content	2,858,492	-	2,858,492
Retainer	48,434,663	9,810,496	58,245,159
	65,091,477	9,810,496	74,901,973
Digital commerce - Trade service	1,271,633	-	1,271,633
	167,173,148	144,861,128	312,336,528
March 31, 2023			
	Local	Export	Total
	----- (Rupees) -----		
<i>Transformation</i>			
Design, Development & Maintenance	31,590,903	-	31,590,903
Media	37,059,127	220,782,786	257,841,913
Retainer	24,292,881	-	24,292,881
	92,942,912	220,782,786	313,725,698
<i>Interactive</i>			
Digital Public Relations	10,756,601	-	10,756,601
Content	3,453,253	-	3,453,253
Retainer	19,875,997	-	19,875,997
	34,085,851	-	34,085,851
Digital commerce - Trade service	4,145,139	-	4,145,139
Total	131,173,902	220,782,786	351,956,687

### 8.1.2 Commission - net

	March 31, 2024		
	Local	Export	Total
	----- (Rupees) -----		
<i>Transformation</i>			
Media	-	-	-
<i>Interactive</i>			
Digital PR	45,073,211	12,374,451	57,447,662
Content	604,000	-	604,000
	45,677,211	12,374,451	58,051,662
Digital commerce - Trade service	628,102	-	628,102
<b>Total</b>	<b>46,305,313</b>	<b>12,374,451</b>	<b>58,679,764</b>

	March 31, 2023		
	Local	Export	Total
	----- (Rupees) -----		
<i>Interactive</i>			
Media	1,660,758	-	1,660,758
Digital commerce - Trade service	1,274,527	-	1,274,527
<b>Total</b>	<b>2,935,285</b>	<b>-</b>	<b>2,935,285</b>

## 10. RELATED PARTY DISCLOSURES

The related parties comprise of the Parent Company and other group companies, entities with common directors, major shareholders, staff retirement funds, directors, key management personnel and close family members of such individuals. Transactions with related parties are carried out at agreed terms.

The Company in the normal course of business carries out transactions with various related parties. Details of transactions with related parties, other than those which have been specifically disclosed elsewhere are as follows:

<i>Transactions during the period</i>			(Un-audited)	(Un-audited)
			March 31, 2024	March 31, 2023
			----- Rupees -----	
<b>Name of the related parties</b>	<b>Basis of relationship with the party</b>	<b>Nature of the transaction</b>		
<b>Symmetry Digital (Private) Limited</b>	<b>Subsidiary</b>	Loan recovered	<b>8,792,357</b>	6,865,000
		Loan given	<b>123,913,000</b>	45,289,402
<b>Iris Digital (Private) Limited</b>	<b>Subsidiary</b>	Loan recovered	<b>74,325,000</b>	119,759,387
		Loan given	<b>319,421,000</b>	41,104,000
<b>Syed Sarocsh Ahmed</b>	<b>Key management personnel</b>	Loan recovered	<b>42,851,805</b>	56,565,600
		Loan given	<b>56,109,855</b>	65,582,930

	(Un-audited) March 31, 2024	(Audited) June 30, 2023
<b><u>Balances outstanding as of the reporting date</u></b>	————— Rupees —————	

Name of the related party	Basis of relationship with the party	Nature of the balance outstanding		
Symmetry Digital (Private) Limited	Subsidiary	Loan receivable	202,388,402	94,575,259
Iris Digital (Private) Limited	Subsidiary	Loan receivable	131,134,845	-
		Loan payable	-	75,822,155
Syed Sarocsh Ahmed	Key management Personnel	Loan payable	30,766,599	13,443,300
Ms. Dur-e-Shahwar	Close family member of shareholder	Loan payable	8,600,000	8,600,000

## 11. GENERAL

### 11.1 Date of authorization for issue of these interim financial statements

These interim financial statements were authorised for issue by the Board of Directors of the Company in their meeting held on 29 April 2024.

### 11.2 Level of rounding

Figures in these interim financial statements have been rounded off to the nearest rupee.



Chief Executive



Director



Chief Financial Officer

# symmetrygroup

possibilities transformed

## **Karachi** (Head Office)

56 - A, Street 2, Khaild  
Commercial Area, Phase 7 Ext.,  
DHA, Karachi.

## **Islamabad**

Shahawaiz Center Plot No.8-C  
Sector F-8 Markaz Islamabad.

## **Lahore**

2nd Floor, 215 FF, DHA Phase 4,  
Lahore 54000.

## **Karachi** (Branch Office)

Office No. 202, Plot No. 45C  
Shahbaz Lane 4, Phase 6  
DHA, Karachi.

## **For Investor's Queries**

[investor.relations@symmetrygroup.biz](mailto:investor.relations@symmetrygroup.biz)