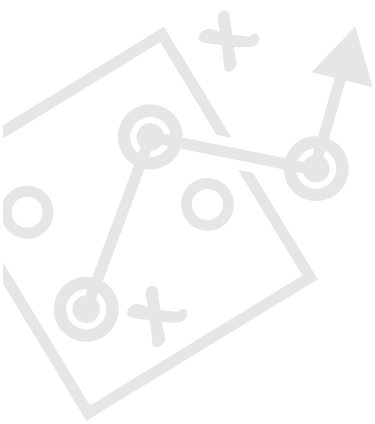





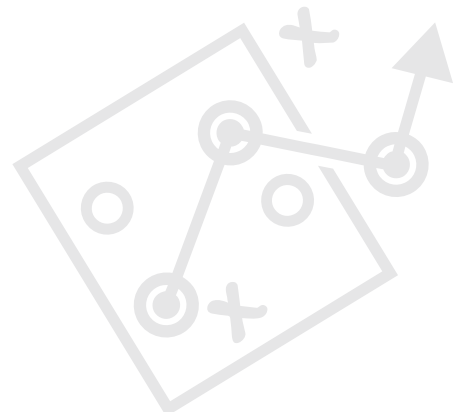
**THATTA CEMENT**  
COMPANY LIMITED

**ANNUAL  
REPORT 2024**





**THATTA CEMENT**  
COMPANY LIMITED



## CONTENTS

Vision	03
Mission	04
Company Information	05
Review Report by the Chairman	06
Directors' Report	08
Combined Pattern of CDC and Physical Shareholdings	31
Pattern of Shareholdings – CDC and Physical	32
Key Operating and Financial Statistics of Six Years	34
Notice of Annual General Meeting	35
Statement of Compliance with Listed Companies [Code of Corporate Governance] Regulations, 2019	48
Unconsolidated Financial Statements	51
Consolidated Financial Statements	96
Form of Proxy	144

# vision

Foresight of the Future



To transform the company into a modern and dynamic cement manufacturing unit fully equipped to play a meaningful role on sustainable basis in the economy of Pakistan.

# mission

Prosperity with a Purpose



- To provide quality products to customers at competitive prices; and
- To generate sufficient profit to add to the shareholder's value.

## **COMPANY INFORMATION**

### **BOARD OF DIRECTORS**

Mr. Khawaja Muhammad Salman Younis  
Mr. Kamran Munir Ansari  
Ms. Naheed Memon  
Mr. Noor Muhammad  
Mr. Saleem Zamindar  
Mr. Alamuddin Bullo  
Ms. Shaista Bano Gilani

Chairman  
Chief Executive  
Director  
Director  
Director  
Director  
Director

### **AUDIT COMMITTEE**

Ms. Naheed Memon  
Mr. Khawaja Muhammad Salman Younis  
Mr. Saleem Zamindar

Chairperson  
Member  
Member

### **IT STEERING COMMITTEE**

Mr. Khawaja Muhammad Salman Younis  
Mr. Kamran Munir Ansari  
Mr. Muhammad Abid Khan

Chairman  
Member  
Member

### **CHIEF FINANCIAL OFFICER**

Mr. Muhammad Abid Khan

### **REGISTERED OFFICE**

CL/5-4 State Life Building # 10,  
Abdullah Haroon Road, Karachi, Pakistan.  
UAN: 0092-21-111-842-82  
Fax no.: 0092-21-35665976-77  
Website: [www.thattacement.com](http://www.thattacement.com)  
E-mail: [info@thattacement.com](mailto:info@thattacement.com)

### **COMPANY SECRETARY**

Mr. Muhammad Abid Khan

### **STATUTORY AUDITOR**

M/s BDO Ebrahim & Co., Chartered Accountants

### **FACTORY**

Ghulamullah Road, Makli,  
District Thatta, Sindh 73160

### **CORPORATE ADVISOR**

M/s Sharjeel Ayub & Co., Chartered Accountants

### **LEGAL ADVISOR**

M/s Usmani & Iqbal

### **SHARE REGISTRAR**

THK Associates (Pvt) Limited  
Plot # 32-C, Jami Commercial  
Street 2, Phase-VII, DHA,  
Karachi, Pakistan.  
UAN: 021-111-000-322  
Fax: 021-35655595  
Website: [www.thk.com.pk](http://www.thk.com.pk)

### **BANKERS - CONVENTIONAL**

National Bank of Pakistan  
Sindh Bank Limited  
Bank Makramah Limited  
MCB Bank Limited  
Bank Al Habib Limited  
Allied Bank Limited  
Bank Alfalah Limited

## **REVIEW REPORT BY THE CHAIRMAN ON THE OVERALL PERFORMANCE**

It gives me great pleasure to place before you the Annual Report of Thatta Cement Company Limited for the year ended June 30, 2024.

### **Overall Business Performance**

By the Grace of Allah Almighty, the Company showed better performance during the year despite of the Pakistan continues to face with significant political and economic challenges, setting a somewhat gloomy outlook. The country faces the repercussions of a global recessionary environment, substantial inflationary pressures, monetary constraints, and environmental disasters. Other economic factors such as significant currency depreciation and a hike in interest severely affected the industry as well as Company's performance.

The Company experienced a dramatic increase, rising to 28.85% from the previous year's 7.77% in its gross profit margin during the year under review. The Company posted profit after tax of Rs. 1,501.04 million as compared to profit after tax of Rs. 249.07 million last year.

The results of the Company's operations are dealt with in further detail in the annexed Directors' Report and Financial Statements.

### **On Board's overall Performance u/s 192 of the Companies Act 2017**

The company complies with the requirements set out in the Companies Act, 2017 and the Listed Companies (Code of Corporate Governance) Regulations, 2019 with respect to the Composition, procedures and meetings of Board of Directors and its committees. Code of Corporate Governance requires an annual evaluation of Board of Directors and its committees. The purpose of this evaluation is to bring improvement in the overall governance of the Company, efficiencies in Board process, enhancement of role of individual directors and sound support of Board Committees facilitating in discharging its responsibilities to achieve the objectives set for the Company.

The Board has approved a formal process for its performance evaluation and adopted self-evaluation mechanism based on comprehensive questionnaire. The obligation to undertake annual evaluation process is assigned to the Human Resource Committee of the Board. Accordingly, the performance evaluation of the Board, its members and Committees of the Board for the year ended June 30, 2024 was conducted as per mechanism approved by the Board and I report that:

The overall performance of the Board, Members and Committees of the Board on the basis of approved criteria for the year was satisfactory.

The overall assessment as satisfactory is based on an evaluation of the following integral components, which have a direct bearing on Board's role in achievement of company's objectives.

- Composition of the Board and meeting procedures.

- Vision and strategic direction
- Monitoring of Company's performance
- Overall roles and responsibilities
- Relationship among the Board and Management
- Composition and performance of Board Committees.

In the end, I would like to commend my fellow directors for their commitment and the contribution they make to our strategic deliberations. On behalf of the Board, I would also like to thank every one of our stakeholders for their valuable contribution for the success of the Company.



---

**Khawaja Muhammad Salman Younis**  
Chairman

August 20, 2024



## DIRECTORS' REPORT

The Directors of Thatta Cement Company Limited (TCCL) are pleased to present this report, accompanied by the audited financial statements of the Company for the fiscal year ended June 30, 2024 and Auditors' report thereon, along with independent and auditors' review report on Statement of Compliance Contained in Listed Companies Regulations (Code of Corporate Governance), 2019. The information provided below encompasses the unconsolidated and consolidated performance of the Company during this year.

## OVERVIEW

Production and dispatches for the year ended on June 30, 2024 are as follows:

Description	2024	2023	Variance	
	-----Metric Tons-----			%
<b>Production</b>				
Clinker	423,491	444,087	(20,596)	(4.64%)
Cement	529,700	441,480	88,220	19.98%
<b>Dispatches</b>				
Cement	533,880	438,739	95,141	21.68%
Clinker	4,455	451	4,004	887.80%
<b>Total</b>	<b>538,335</b>	<b>439,190</b>		

The economic landscape of Pakistan for the last financial year presents a mixed picture, marked by both significant challenges and promising developments. The nation is grappling with a number of pressing issues, including a balance of payments crisis, persistently high inflation and interest rates, and dwindling foreign exchange reserves. These factors contribute to a generally bleak economic outlook. However, there are also positive aspects to consider. Government interventions, such as crackdowns on smuggling and illegal currency outflows, have led to some stabilization in exchange rates. Despite these efforts, the benefits have been somewhat diminished by ongoing adjustments to power and gas tariffs required by the IMF program. These tariff hikes have placed considerable strain on businesses, which are now purchasing utilities at some of the highest prices in the region.

On a more encouraging note, the establishment of new federal and provincial governments has introduced a degree of political stability. This stability has helped to reduce uncertainty and foster a more favorable environment for investor confidence. It is hoped that this renewed political landscape will contribute to improved economic conditions and stimulate increased foreign direct investment in targeted sectors, offering a glimmer of hope for more sustainable economic growth in the future.

In sharp contrast to the broader economic challenges, the Company has demonstrated a notable improvement in performance during the fiscal year 2024. Local cement dispatches surged by 21.68% compared to the previous year, reflecting robust demand and effective market strategies. Additionally, the Company achieved an overall clinker production capacity utilization of 64.16%, producing 423,491 tons of clinker. This represents a slight decrease from the previous year's capacity utilization of 67.28%, which resulted in a production of 444,087 tons. Despite this marginal decline, the increase in local cement dispatches underscores the Company's strong operational performance and resilience in a challenging economic environment.

To address the ongoing economic challenges and safeguard our financial health, the Company is implementing a series of proactive measures. Our strategic focus includes rigorous cost optimization, comprehensive risk management, use of renewable energy source and a commitment to innovation. These efforts are designed to

mitigate the adverse effects of current economic conditions and ensure that we continue to deliver sustainable value to our stakeholders.

### Industry Review

In the fiscal year 2023-24, the construction sector in Pakistan grappled with a multitude of significant challenges. These included a turbulent political climate, sharply rising inflation, increasing interest rates, restricted government expenditure on development projects, and a persistent upsurge in energy costs. Despite these formidable obstacles, the cement industry demonstrated a notable degree of resilience.

Cement production in Pakistan saw a slight increase of 1.6% during this period. By the end of the fiscal year on June 30, 2024, total cement production had reached 45.3 million tons, up from 44.6 million tons on June 30, 2023. This modest growth in production indicates that the sector managed to maintain a steady output level despite the adverse economic conditions.

However, local sales volumes faced a downturn. They fell by 4.58%, with total sales dropping to 38.18 million tons from the 40 million tons recorded in the previous year. This decline in domestic sales can be attributed to various factors, including reduced construction activity and tighter budgets within the local market, which were influenced by the aforementioned economic pressures.

On a more positive note, export performance in the cement sector experienced a significant boost. Export dispatches surged by an impressive 55.71%, climbing from 4.566 million tons in the previous fiscal year to 7.110 million tons by the end of June 2024. This sharp increase in exports reflects the sector's growing presence in international markets and its ability to capitalize on external demand despite the challenges faced domestically.

### Sales Review

In the fiscal year 2023-24, the company achieved a noteworthy 22.57% increase in local cement dispatches compared to the previous year. This surge in volume was matched by an impressive 39.03% rise in revenue. The substantial revenue growth is largely due to a significant increase in cement retention prices. This price adjustment not only enhanced the company's revenue but also demonstrated its ability to effectively respond to market conditions and optimize financial performance. The strong results highlight the company's successful strategy of leveraging pricing to boost profitability and solidify its position in the competitive market.

### Financial Review

A comparison of key financial results of your Company's performance for the year ended June 30, 2024 with last year is as under:

Particulars	2024	2023
	<b>Rupees in thousands</b>	
Sales – net	<b>7,521,577</b>	<b>5,410,132</b>
Gross profit	<b>2,163,726</b>	<b>420,512</b>
Finance Cost	<b>53,291</b>	<b>50,858</b>
Profit before taxation	<b>2,472,987</b>	<b>364,528</b>
Profit for the year	<b>1,501,037</b>	<b>249,077</b>
Earnings per share (Rupees)	<b>16.40</b>	<b>2.72</b>

During the fiscal year 2024, the company achieved a significant enhancement in its financial performance. The gross profit percentage experienced a dramatic increase, rising to 28.85% from the previous year's 7.77%. This substantial improvement highlights the company's successful efforts in optimizing cost efficiency and boosting overall operational performance.

The company reported a robust profit before tax amounting to Rs. 2,473.59 million. This figure was achieved after accounting for depreciation expenses of Rs. 142.80 million, which reflects the company's effective financial management and its ability to generate considerable returns. The impressive rise in gross profit percentage, combined with a strong profit before tax, underscores the company's strategic success in driving profitability and improving its overall financial position.

In terms of sales performance, the company saw a 39.03% increase in revenue. This growth was primarily driven by a significant boost in local cement sales and a notable increase in retention prices, demonstrating the company's ability to capitalize on market opportunities and enhance its revenue streams.

The cost-to-sales ratio improved remarkably, decreasing to 71.15% from 92.23% the previous year. This reduction can be attributed to the company's strategic shift towards utilizing more cost-effective domestic coal sources and the successful implementation of a 3.5 MW solar energy project. These measures have contributed to lowering operational costs and improving profitability.

The company has significantly improved its working capital cycle by freeing up cash previously tied in raw material inventory, thereby enhancing liquidity and reducing holding costs. The surplus funds generated from this increased liquidity have been invested, resulting in substantial returns. This positive impact is expected to continue in the upcoming financial years.

### **Subsequent Appropriations**

- (i) To Majority Shareholders (Sky Pak Holding (Pvt) Ltd, Al-Miftah Holding (Pvt) Ltd, Golden Globe Holding (Pvt) Ltd & Rising Star Holding (Pvt) Ltd, collectively hold 51% of the total shares.

**NIL**

- (ii) To Minority Shareholders (Other than above).

### **Propose Cash Dividend of 10% i.e. Rs. 1.00/- per share**

The Board of Directors, by prioritizing dividend payments to minority shareholders, ensures that smaller investors receive direct cash benefits from their investments. In contrast, by choosing not to pay dividends to major shareholders, the company can redirect these funds towards high-impact investments and strategic initiatives. The majority shareholders have already consented to waive their right to dividends for the financial year 2024.

### **Impact of Company's business on the environment**

The major impact of the cement manufacturing business on environment is related to particulate matter and fugitive dust emissions of both inhalable and respirable micron sizes emitted from processes adopted for clinker production that cause a chronic fatal disease i.e. Silicosis.

The Company has a dedicated and qualified staff to meet the statutory and regulatory compliances of SEPA and SEQs standards. Being proactive on the impact of company's business on the environment, the Company has

installed de-dusting equipment, such as, dust cyclones, bag houses, dust suppression by damping down method, electrostatic precipitators, personal protective equipment and speed limit controls in Company's premises to overcome RSPM (respirable suspended particulate matter) and FRD (fugitive road dust).

In compliance with environmental regulations, the company adheres to the Environmental Quality Standards as mandated by the SEPA Act 2014. This includes rigorous monitoring and analysis of ambient air quality, drinking water, noise levels, and other relevant environmental parameters. To ensure adherence to these standards, the company utilizes a SEPA-certified environmental laboratory for comprehensive monitoring and analysis.

Furthermore, the company's commitment to reducing its environmental impact is exemplified by the subsidiary company of TCCL, which has implemented a Waste Heat Recovery System (WHRS). This system captures and reuses waste heat generated during cement production and power generation processes. By converting waste heat into usable energy, the WHRS minimizes global warming impacts and significantly reduces carbon emissions. This innovative approach not only supports the company's environmental stewardship goals but also contributes to overall energy efficiency and sustainability in industrial operations.

### **Renewable Energy Initiatives**

Renewable energy sources, such as wind and solar power, are pivotal in addressing environmental challenges and advancing sustainability. These sources offer extensive environmental benefits that surpass those of traditional fossil fuels. They play a crucial role in reducing greenhouse gas emissions, which are a leading cause of climate change. By lowering air pollution, renewable energy contributes to improved public health and a cleaner atmosphere. Additionally, these energy sources are significantly more efficient in their use of water, avoiding the extensive water consumption associated with fossil fuel extraction and processing.

Moreover, renewable energy systems have a smaller ecological footprint. They result in less habitat disruption compared to fossil fuel infrastructure, which often requires large-scale land clearance and can lead to significant habitat loss. By supporting biodiversity and promoting the preservation of natural resources, renewable energy systems help maintain ecological balance and protect wildlife.

In light of these benefits, the Company has made significant strides in adopting renewable energy technologies. It has successfully installed a 3.5 MW solar power plant, which generates clean electricity by harnessing solar energy. Additionally, the Company has initiated a new 1.5 MW solar plant project, scheduled for completion in the first quarter of financial year 2024-2025. In addition, the Company has embarked on a wind power generation project with a capacity of 4.8 MW, which is expected to be completed in the last quarter of financial year 2024-25.

These initiatives not only advance the Company's sustainability objectives but also improve its profitability by decreasing reliance on conventional energy sources. Moreover, they help reduce the Company's environmental impact by harnessing renewable energy sources such as solar and wind.

Furthermore, the company's commitment to reducing its environmental impact is exemplified by the subsidiary company of TCCL, which has implemented a Waste Heat Recovery System (WHRS). This system captures and reuses waste heat generated during cement production and power generation processes. By converting waste heat into usable energy, the WHRS minimizes global warming impacts and significantly reduces carbon emissions. This innovative approach not only supports the company's environmental stewardship goals but also contributes to overall energy efficiency and sustainability in industrial operations.

Looking ahead, the company is poised to expand its commitment to sustainability through a series of ambitious renewable energy projects. Building on the success of its recent 3.5 MW solar installation and 4.8 MW wind power project, the company plans to further invest in cutting-edge technologies and initiatives aimed at enhancing its environmental footprint. Future projects include the development of additional solar energy facilities and exploring other renewable energy sources. These endeavors are designed to not only reduce the company's carbon emissions but also to drive operational efficiencies and lower energy costs. By integrating advanced renewable technologies into its infrastructure, the company aims to solidify its position as a leader in sustainable practices and contribute significantly to the transition toward a greener energy future. This forward-thinking approach reflects the company's dedication to innovation, long-term environmental stewardship, and commitment to achieving its sustainability goals.

### **Corporate Social Responsibility**

As a responsible corporate entity, our Company is deeply committed to fulfilling its social responsibilities and contributing positively to the communities in which we operate. Throughout the fiscal year 2023-24, we have actively engaged in a range of initiatives aimed at enhancing the welfare of local residents.

A key focus of our efforts has been on promoting safety and health awareness. To this end, we have organized numerous educational sessions designed to inform and empower community members about best practices in safety and health. These sessions cover a variety of important topics, including preventive measures, emergency preparedness, and overall well-being.

In addition to these awareness programs, we are proud to have established a state-of-the-art Silicosis Diagnostic and Health Screening Center. This facility, staffed by highly qualified and experienced professionals, is dedicated to diagnosing and addressing silicosis and other related health conditions. Our center is equipped with the latest diagnostic tools and technology to ensure accurate assessments and effective treatment plans.

During the year, the Company has made significant strides in addressing its environmental impact. In a dedicated effort to enhance the local ecosystem, we have successfully planted 5,000 trees in the surrounding area. This initiative is part of our broader commitment to environmental stewardship and sustainability. By expanding green spaces, we aim to improve air quality, support local wildlife habitats, and contribute to the overall health of the environment. Our efforts not only demonstrate our dedication to ecological responsibility but also foster a greener and more sustainable future for the community and beyond.

Through these initiatives, we aim to make a meaningful and lasting impact on the health and safety of the communities we serve, reinforcing our commitment to being a proactive and supportive corporate citizen.

### **Adequacy of internal financial controls**

The Directors are diligently implementing all essential measures to ensure the efficiency of the Company's internal financial control systems, right through to the approval date of the financial statements. This encompasses a comprehensive assessment of all significant controls, encompassing financial, operational, and compliance controls that may impact the Company's operations.

### **Share Buy-back**

The Company announced a share buyback of up to 15 million ordinary shares, which was approved by shareholders at the Annual General Meeting on October 26, 2023. The buyback was executed through the

Pakistan Stock Exchange Limited (PSX) at prevailing spot prices and completed within the designated timeframe, with an average purchase price of PKR 18.47 per share. As of the reporting date, the Company has successfully acquired the full 15 million shares, which are recorded as Treasury Shares in the financial statements.

### **Related Party Transactions**

All related party transactions entered into were reviewed and approved by the Audit Committee as well as the Board of Directors of the Company in compliance with the PSX Regulations of the Pakistan Stock Exchange Limited. Moreover, In terms of the requirement of section 208 of Companies Act, 2017[Act], following matters are included herein:

#### **a. Service Level Agreement with Thatta Power (Private) Limited, Subsidiary Company**

TCCL is providing business support services to its subsidiary company to facilitate on day to day operations. For that purpose, a service level agreement is in place which specifies scope of services and related terms and conditions. The said agreement was approved by the respective Board of Directors of TCCL and TPPL.

#### **b. Power Purchase Agreement with Thatta Power (Private) Limited, Subsidiary Company for supply of electricity to TCCL.**

TCCL has entered into a Power Purchase Agreement [PPA] on December 12, 2011 with TPPL for supplying of electricity. TPPL started its commercial operation effective from December 12, 2012. The PPA was executed in accordance with the New Captive Power Policy, 2009.

### **Corporate and Financial Reporting**

- a. The financial statements, prepared by the management of Thatta Cement Company Limited present fairly its state of affairs, the results of its operations, cash flows and changes in equity. All necessary steps are being taken to ensure good Corporate Governance.
- b. Proper books of account have been maintained by the Company.
- c. The financial statements together with notes thereto have been drawn in conformity with the Companies Act, 2017. International Financial Reporting Standards and International Accounting Standards, as applicable in Pakistan, have been followed in preparation of financial statements and there has been no material departure therefrom.
- d. Appropriate accounting policies have been consistently applied in the preparation of financial statements and accounting estimates are based on reasonable and prudent judgment.
- e. The system of internal control has been effectively implemented and is continuously reviewed and monitored.
- f. The Company is a going concern and there is no doubt at all about the Company's ability to continue as a going concern.

- g. There is nothing outstanding against the Company on account of taxes, duties, levies, and other charges except for those which are being made in the normal course of business and as disclosed in the financial statements.
- h. Key operating and financial statistics for the last six years have been given separately.
- i. Detailed statement on the number of Board, Audit Committee and Human Resources & Remuneration Committee meetings held during the year and attendance by each director/member is annexed to this report separately as Annexure I as required under 227(2)(a) of the Companies Act, 2017.
- j. Pattern of Shareholding of the Company, in accordance with section 227(2)(f) of the Companies Act, 2017, is annexed to this report.

### Changes in Board of Directors

During the year, following changes on the board due to casual vacancies were reported on Pakistan Stock Exchange and Securities and Exchange Commission of Pakistan.

Name of outgoing director with date of resignation	Name of incoming director with date of appointment
Muhammad Aslam Shaikh w.e.f September 30, 2023	Ms. Shaista Bano Gilani w.e.f December 27, 2023

### Code of Corporate Governance

- a. The 'Statement of Compliance with Listed Companies (Code of Corporate Governance) Regulations 2019 is annexed to this report.
- b. Below is the Composition of Board of Directors, to be included in Annual Report, under section 227 of the Companies Act, 2017:

<u>Description</u>	<u>Number of directors</u>
--------------------	----------------------------

- |           |   |
|-----------|---|
| 1. Male   | 5 |
| 2. Female | 2 |

#### Composition

- |                          |   |
|--------------------------|---|
| 1. Independent Directors | 4 |
| 2. Non-Executive         | 2 |
| 3. Executive Director    | 1 |
| 4. Female Director       | 2 |

- (c) The details of Board Sub-Committees has been provided on page 30 of annual report.

## **Remuneration/Fee of Directors**

The remuneration of Directors is governed by the Articles of Association of the Company which requires that the remuneration/fee of a Director to be paid to every Director for attending the Meeting of the Directors or a committee of directors shall, from time to time, be determined by the Board of Directors taking into account the competencies and efforts in the light of scope of their responsibilities.

Detail of remuneration paid to the executive director (chief executive) of the Company is disclosed in Note 42 of the unconsolidated financial statements.

## **Board Evaluation**

As required under the Listed Companies Code of Corporate Governance Regulations 2019, an annual evaluation of performance of the Board, members of the Board and its Committees was carried out to ensure that Board's overall performance and effectiveness is measured against the objectives set for the company. For that purpose, Board has developed a mechanism for evaluation of Board's own performance, members of the Board and its Committees. Based on the evaluation, overall performance of the Board, members and Committees of the Board for the year under review is satisfactory.

## **Subsequent Events**

No material changes or commitments, affecting the financial position of the Company, have taken place between the end of financial year 2023-24 and the date of this Report.

## **Default in Payments**

There were no defaults in payment of any debts falling due during the current year.

## **External Auditors**

The present auditors M/s BDO Ibrahim & Co, Chartered Accountants being eligible have offered themselves for re-appointment. As per recommendation of the Audit Committee, the Board recommends to the shareholders the appointment of M/s BDO Ibrahim & Co, Chartered Accountants as auditors of the Company for the year ending on June 30, 2025.

## **Future Outlook**

Since we stepped into the fiscal year 2023-24, Pakistan faces significant political and economic challenges, leading to a rather somber outlook. The country is grappling with a complex economic landscape, characterized by the ripple effects of a global economic downturn, high inflation rates, constrained financial resources, and environmental disasters.

However, there is a recent development that offers a glimmer of hope. Building on the economic stability achieved under the 2023 Stand-by Arrangement (SBA), IMF staff and Pakistani authorities have reached a staff-level agreement for a 37-month Extended Fund Facility (EFF) arrangement, amounting to approximately US\$7 billion. This agreement is pending approval from the IMF's Executive Board.



The new program aims to support the authorities in cementing macroeconomic stability and fostering stronger, more inclusive, and resilient growth. Key objectives include enhancing fiscal and monetary policy, broadening the tax base, improving the management of State-Owned Enterprises (SOEs), boosting competition, ensuring a fair investment environment, advancing human capital, and expanding social protection through increased support and coverage in the Benazir Income Support Program (BISP).

The success of this program will heavily depend on continued strong financial backing from Pakistan’s development and bilateral partners.

Fiscal discipline, financial prudence, international cooperation for sustainable growth, and domestic political stability are crucial for economic revitalization. Sustainable measures will help rebuild confidence and pave the way for future prosperity.

The management is aware of the challenges ahead and is actively adapting its strategies to address market risks, tackle future obstacles, and sustain business growth. By continuously evolving its approach and implementing targeted measures, the Company aims to navigate uncertainties effectively and maintain a trajectory of success.

### Credit Rating

The Company has been assigned a long term rating of “A-“ (Single A Minus) and short term rating of “A-2” (Single A Two) by JCR-VIS Credit Rating Company Limited on May 14, 2024.

### Contribution to National Exchequer

The Company contributed Rs. 3.357 billion (2023: Rs. 1.864 billion) into the Government Treasury on account of income tax, excise duty, sales tax and other Government levies.

### Performance of the Group

In compliance with section 226(4) of the Companies Act, 2017 the consolidated financial statements for the / as at year ended June 30, 2024 of TCCL (the Holding Company) and Thatta Power (Private) Limited (TPPL) (the Subsidiary Company) are attached with this report. Its key highlights are extracted below:

<b><u>Statement of Financial Position</u></b>	<b>2024</b>	<b>2023</b>
	<b>----- (Rupees in thousand) -----</b>	
Property, plant and equipment	4,063,937	3,811,303
Stock-in-Trade	250,702	926,376
Trade Debts	745,025	969,709
Paid-up Share Capital	847,181	997,181
Total Equity - Holding Company	4,325,669	3,090,047
Trade and Other payables	1,423,518	1,165,830
Short Term Borrowings	197,649	206,609
<b><u>Statement of Profit or Loss</u></b>		
Sales - net	7,683,766	5,527,127
Gross Profit	2,347,718	658,969
Selling, Distribution cost & Administrative Expense	204,506	239,148
Profit before taxation	2,274,345	437,872
Profit for the year	1,278,616	309,666
Earnings/(Loss) per share (in Rupees)	13.97	3.11

## Acknowledgement

The Board of Directors are grateful indeed to the Company's shareholders, financial institutions and customers for their continued cooperation, support and patronage. The Board also acknowledges the relentless efforts and dedicated services, team work, loyalty and hard work of all the employees of the Company and hope their continued dedication shall consolidate the Company further and keep it abreast to face future developments and demands.



**Kamran Munir**  
Chief Executive Officer



**Khawaja Muhammad Salman Younis**  
Chairman

Karachi: August 20, 2024

## ڈائریکٹرز کی رپورٹ

ٹھہرہ سیمنٹ کمپنی لمیٹڈ (TCCL) کے ڈائریکٹرز انتہائی مسرت کے ساتھ 30 جون 2024 کو ختم ہونے والے مالی سال سے متعلق رپورٹ ہذا کمپنی کے آڈٹ شدہ مالیاتی گوشواروں اور ان سے متعلق آڈیٹرز کی رپورٹ اور سٹیک ہولڈرز کی رپورٹ (کوڈ آف کارپوریٹ گورننس) 2019 میں موجود تعمیل کے بیان سے متعلق آڈیٹرز کی غیر جانبدار اور جائزہ رپورٹ کے ساتھ آپ کی خدمت میں پیش کر رہے ہیں۔ ذیل میں فراہم کردہ معلومات زیر نظر مالی سال کے دوران کمپنی کی غیر مربوط اور مربوط کارکردگی کا جائزہ پیش کیا جا رہا ہے۔

جائزہ

مالی سال اختتامیہ 30 جون 2024 کے دوران سیمنٹ کی پیداوار اور ترسیل مندرجہ ذیل جدول میں پیش کی جا رہی ہے:

تفصیلات		2023	2024	فرق
		----- میٹرک ٹن میں -----		%
پیداوار	کلنکر	444,087	423,491	(4.64%)
	سیمنٹ	441,480	529,700	19.98%
ترسیل	سیمنٹ	438,739	533,880	21.68%
	کلنکر	451	4,455	887.80%
	کل	439,190	538,335	

گزشتہ مالی سال کے دوران پاکستان کے معاشی منظر نامہ میں ایک ملاحزارہ جان دیکھنے کو ملتا ہے، مذکورہ مالی سال کے دوران مسائل اور امید افزا پیش رفت دونوں ہی ہمارے معاشی منظر نامے پر نظر آتی رہی ہیں۔ قوم کئی اہم مسائل سے دوچار ہے، جن میں ادائیگیوں کے توازن کا بحران، مستقل بلند افراط زر اور شرح سود، اور زر مبادلہ کے کم ہوتے ذخائر شامل ہیں۔ ان عوامل سے عام طور پر معیشت کی ایک تاریک تصویر بنتی ہے۔ تاہم غور کرنے پر کچھ مثبت پہلو بھی ہمارے سامنے آتے ہیں۔ اسمگلنگ کے خلاف کریک ڈاؤن اور کرنسی کے غیر قانونی اخراج کے سلسلے میں حکومت کی جانب سے کی جانے والی مداخلت سے شرح مبادلہ میں کچھ استحکام پیدا ہوا ہے۔ ان کوششوں کے باوجود، بجلی اور گیس کے نرخوں میں جاری ایڈجسٹمنٹ کے فوائد میں آئی ایم ایف پروگرام کے تحت کچھ کمی آئی ہے۔ ان نرخوں میں اضافے نے کاروباری اداروں پر کافی دباؤ ڈالا ہے، جو کہ اب پورے خطے میں بلند ترین قیمتوں پر پمپلیٹی خرید رہے ہیں۔

مزید برآں، یہ بھی حوصلہ افزا بات ہے کہ نئی وفاقی اور صوبائی حکومتوں کے قیام کے کسی حد تک سیاسی استحکام بھی آیا ہے۔ اس استحکام نے غیر یقینی صورتحال کو کم کرنے اور سرمایہ کاروں کے اعتماد کے لیے سازگار ماحول کو فروغ دینے میں مدد کی ہے۔ امید ہے کہ یہ سیاسی منظر نامہ معاشی حالات کو بہتری کی جانب گامزن کیلئے اپنا کردار ادا کرے گا،

مختلف شعبوں میں مقرر شدہ اہداف پر توجہ دی جائے گی، مختلف معاشی شعبوں میں براہ راست غیر ملکی سرمایہ کاری کو فروغ دیا جائے گا اور مستقبل میں پائیدار اقتصادی ترقی و استحکام کو ممکن بنائے گا۔

بڑے معاشی مسائل کے مقابلے میں، کمپنی کی جانب سے مالی سال 2024 کے دوران بہت اچھی کارکردگی کا مظاہرہ کیا گیا ہے۔ گزشتہ مالی سال کے مقابلے میں مقامی سطح پر سیمنٹ کی ترسیل میں %21.68 اضافہ ہوا ہے، اس اضافے سے تیزی سے بڑھتی ہوئی طلب اور مارکیٹنگ کی موثر حکمت عملی کا اظہار ہوتا ہے۔ علاوہ ازیں، کمپنی کی جانب سے کلنکر کی پیداواری صلاحیت کو %64.16 زیر استعمال لایا گیا، جس کے نتیجے میں 423,491 کلنکر پیدا کیا گیا۔ اس پیداوار سے ظاہر ہوتا ہے کہ گزشتہ مالی سال کی 444,087 ٹن کلنکر کے مقابلے میں یہ پیداوار کچھ کم تھی کیونکہ گزشتہ مالی سال کلنکر کی پیداواری صلاحیت کا %67.28 زیر استعمال لایا گیا تھا۔ اس معمولی کمی کے باوجود مقامی سطح پر سیمنٹ کی ترسیل میں اضافے سے تمام تر مسائل کے مقابلے میں کمپنی کے مقابلے کی صلاحیت اور مضبوط کاروباری آپریشنز کا اظہار ہوتا ہے۔

موجودہ معاشی مسائل سے نبرد آزما ہونے اور کمپنی کی معاشی حالت کو محفوظ بنانے کیلئے، کمپنی کی جانب سے بہت سے اقدامات اٹھائے جا رہے ہیں۔ ہماری حکمت عملی میں پیداواری لاگت کو کم از کم سطح پر رکھنے، جامع رسک مینجمنٹ، قابل تجدید توانائی اور اختراعات پر مکمل توجہ مرکوز ہے۔ ان اقدامات کو اس انداز سے بروئے کار لایا جا رہا ہے کہ موجودہ معاشی حالات کے منفی رجحانات کے اثرات سے کم از کم متاثر ہوا جائے اور ہمارے شراکت داروں تک مستقل بنیادوں پر دولت کی قدر میں اضافے کے ثمرات کو پہنچایا جائے۔

## صنعتی جائزہ

مالی سال 2023-24 کے دوران تعمیرات کی صنعت مختلف مسائل اور بحرانوں سے نبرد آزما رہی۔ ان مسائل میں سیاسی طلطم، تیزی کے ساتھ بڑھتا ہوا افراط زر، بلند شرح سود، ترقیاتی منصوبوں پر حکومت کی جانب سے فنڈز کی کٹوتی اور توانائی کے تیزی سے بڑھتے ہوئے اخراجات شامل ہیں۔ ان بڑے مسائل کے باوجود سیمنٹ کی صنعت کی جانب سے حالات کا مقابلہ کرنے کی زبردست صلاحیت کا مظاہرہ کیا گیا ہے۔

زیر نظر دورانیے کے دوران پاکستان میں سیمنٹ کی پیداوار میں %1.6 کا معمولی سا اضافہ ہوا ہے۔ مالی سال اختتامیہ 30 جون 2024 کے اختتام پر سیمنٹ کی کل پیداوار 45.3 ملین ٹن تھی، جبکہ گزشتہ مالی سال اختتامیہ 30 جون 2023 کے اختتام پر یہ پیداوار 44.6 ملین ٹن ریکارڈ کی گئی تھی۔ پیداوار میں معمولی سا اضافہ اس بات کا مظہر ہے کہ تمام معاشی مسائل کے باوجود سیمنٹ کی صنعت کی جانب سے پیداواری اضافے میں استقلال کا مظاہرہ کیا گیا ہے۔

تاہم، مقامی سطح پر فروخت کے حجم میں کمی ریکارڈ کی گئی ہے۔ مقامی فروخت میں %4.58 کی کمی واقع ہوئی ہے، اس سال مقامی فروخت کا حجم 38.18 ملین ٹن ریکارڈ کیا گیا ہے، جبکہ گزشتہ مالی سال مقامی فروخت کا حجم 40 ملین ٹن ریکارڈ کیا گیا تھا۔ مقامی فروخت میں آنے والی کمی کئی وجوہات ہو سکتی ہیں، جن میں تعمیرات میں سست روی، مقامی سطح پر بجٹ میں سختی شامل ہیں، یہ مسائل مذکورہ بالا معاشی دباؤ کا نتیجہ تھے۔

جبکہ برآمدات کے تناظر میں دیکھا جائے تو مثبت اشارے ملتے ہیں، برآمدات کی مد میں سیمنٹ کی صنعت میں خاطر خواہ اضافہ ریکارڈ کیا گیا ہے۔ سیمنٹ کی برآمدی ترسیلات میں 55.71% کا خاطر خواہ اضافہ ہوا ہے، گزشتہ مالی سال برآمدات کا حجم 4.566 ملین ٹن تھا جو کہ اضافے کے بعد مالی سال 2024 کے اختتام تک 7.110 ملین ٹن تک جا پہنچا۔ برآمدات میں ہونے والے اس بڑے اضافے سے ظاہر ہوتا ہے کہ سیمنٹ کی صنعت بین الاقوامی مارکیٹ میں ناصر موجود ہے بلکہ اپنی موجودگی کو مزید مستحکم کر رہی ہے، سیمنٹ کی صنعت مقامی مسائل کے باوجود بین الاقوامی مواقع فوائد حاصل کرنے کی صلاحیت رکھتی ہے۔

## جائزہ برائے فروخت

گزشتہ مالی سال کے مقابلے میں، مقامی سطح پر کمپنی کی جانب سے سیمنٹ کی ترسیل میں 22.57% کا خاطر خواہ اضافہ ہوا ہے۔ ترسیل میں اس اضافے کا اظہار کمپنی کی آمدن میں 39.03% کے زبردست اضافے سے ہوا ہے۔ آمدن میں اس زبردست اضافے کی وجہ سیمنٹ کی قیمت میں اضافہ تھا۔ قیمت میں اضافے سے ناصر کمپنی کی آمدن میں اضافہ ہوا ہے بلکہ کمپنی مارکیٹ کی حالات سے نبرد آزما ہونے کے قابل رہی ہے اور کمپنی کی جانب سے مالیاتی کارکردگی کا بہترین مظاہرہ کیا گیا ہے۔ ان مالیاتی نتائج سے صاف ظاہر ہے کہ کمپنی کی پرائسنگ پالیسی کے منافع کے حجم پر مثبت اثرات مرتب ہوئے ہیں اور یہ کمپنی مارکیٹ میں اپنی مسابقتی پوزیشن کو مستحکم کرنے میں کامیاب رہی ہے۔

## مالیاتی جائزہ

کمپنی کے اہم مالیاتی نتائج برائے مالی سال اختتامیہ 30 جون 2024 کا گزشتہ مالی سال کے ساتھ تقابلی جائزہ ذیل میں پیش خدمت ہے:

2023	2024	تفصیلات
روپے ہزاروں میں		
5,410,132	7,521,577	فروخت صافی
420,512	2,163,726	خام منافع
50,858	53,291	تمویلی لاگت
364,528	2,472,987	منافع قبل از ٹیکس
249,077	1,501,037	منافع برائے سال
2.72	16.40	آمدن فی حصص (روپے میں)

مالی سال 2024 کے دوران، کمپنی نے زبردست مالیاتی کارکردگی کا مظاہرہ کیا ہے۔ خام منافع کی شرح میں زبردست اضافہ ریکارڈ کیا گیا ہے، گزشتہ مالی سال کے دوران خام منافع کی شرح 7.77% تھی جو کہ اس سال بڑھ کر 28.85% تک جا پہنچی۔ خام منافع میں اس قدر اضافے سے صاف ظاہر ہے کہ کمپنی کی جانب سے پیداواری لاگت کو کم از کم سطح پر رکھنے کیلئے اور مجموعی کاروباری افعال کو موثر ترین بنانے کیلئے کی جانے والی کوششیں کارگر ثابت ہوئی ہیں۔

کمپنی کی جانب سے 2,473.59 ملین روپے کا زبردست منافع قبل از ٹیکس کمایا گیا ہے۔ یہ خام منافع 142.80 ملین روپے کی فرسودگی منہا کرنے کے بعد کی رقم ہے، جو کہ کمپنی موثر مالیاتی مینجمنٹ اور خاطر خواہ منافع کمانے کی قابلیت کا مظہر ہے۔ خام منافع کی شرح میں زبردست اضافہ اور منافع قبل از ٹیکس سے صاف ظاہر ہے کہ کمپنی کی جانب سے منافع کمانے اور اپنی مالیاتی پوزیشن کو مجموعی طور پر مضبوط رکھنے کی حکمت عملی بہت کامیاب ہے۔

جہاں تک فروخت کے سلسلے میں کارکردگی کا تعلق ہے، کمپنی نے آمدن از فروخت میں 39.03% کا اضافہ کیا ہے۔ اس اضافے کا سہرا بنیادی طور پر مقامی سطح پر سیمنٹ کی فروخت میں اضافے کو جاتا ہے، بالخصوص سیمنٹ کی قیمت میں اضافے کو، جو کہ اس بات کا مظہر ہے کہ کمپنی مارکیٹ میں پیدا ہونے والے مواقع سے فائدہ اٹھانے اور اپنی آمدن میں اضافہ کرنے کیلئے مکمل طور پر تیار ہے۔

لاگت برائے فروخت کے تناسب میں بھی خاطر خواہ کمی واقع ہوئی ہے، یہ تناسب گزشتہ مالی سال کے 92.23% سے گر کر محض 71.15% تک آچکا ہے۔ اس لاگت میں آنے والی خاطر خواہ کمی کی وجہ کمپنی کی جانب سے مقامی طور پر کم لاگت ذرائع کو استعمال کرنے کی حکمت عملی ہے، جس میں 3.5 میگا واٹ کا سولر انرجی پروجیکٹ بھی شامل ہے۔ ان اقدامات کی وجہ سے کاروباری افعال کی لاگت میں خاطر خواہ کمی آئی ہے اور اس کے نتیجے میں کمپنی کے منافع میں اضافہ ہوا ہے۔

کمپنی کی جانب سے اپنے ورکنگ کیپٹل سائیکل کی اصلاح کی گئی ہے، اس مقصد کیلئے ماضی کے برعکس، انویسٹری میں پھنسی ہوئی نقد رقم کو آزاد کیا گیا ہے، اور اس طرح کمپنی کی نقد رقم کی ترسیل میں اضافہ ہوا ہے جس کے نتیجے میں انویسٹری کارکنے کی لاگت میں بھی کمی واقع ہوئی ہے۔ ان اقدامات کے نتیجے میں حاصل ہونے والی نقد رقم کی ترسیلات کو سرمایہ کاری میں لگایا گیا، جس کا نتیجہ منافع میں زبردست اضافے کی صورت میں ظاہر ہوا ہے۔ امید ہے کہ منافع میں یہ مثبت رجحان آئندہ مالی سالوں میں بھی جاری رہے گا۔

## حصص داری کا تناسب

(i) اکثریتی حصص یافتگان (اسکاٹی پاک ہولڈنگ (پرائیویٹ) لمیٹڈ، المفتاح ہولڈنگ (پرائیویٹ) لمیٹڈ، گولڈن گلوب ہولڈنگ (پرائیویٹ) لمیٹڈ اور رائزنگ اسٹار ہولڈنگ (پرائیویٹ) لمیٹڈ) مجموعی طور پر 51% کے مالک ہیں۔

## کوئی نہیں

(ii) برائے اقلیتی حصص یافتگان (مذکورہ بالا حصص یافتگان کے علاوہ)

نقد ڈیویڈنڈ بلحاظ 10% فی حصص یعنی 100 روپے کی تجویز دی گئی ہے۔

بورڈ کی جانب سے اقلیتی حصص یافتگان کو نقد ڈیویڈنڈ دیئے جانے کی تجویز سے اس بات یقینی بنانا مقصود ہے کہ چھوٹے سرمایہ کار اپنی سرمایہ کاری کے عوض براہ راست نقد فوائد حاصل کر سکیں۔ اس کے برعکس اکثریتی حصص یافتگان کو نقد ڈیویڈنڈ دینے کی سفارش کی گئی ہے، کمپنی کی جانب سے یہ رقم نمایاں کارکردگی کی حامل سرمایہ کاری میں لگا سکتی ہے۔ جہاں تک اکثریتی حصص یافتگان کا تعلق ہے ان کی جانب سے مالی سال 2024 کے نقد ڈیویڈنڈ سے پہلے دستبرداری پر رضامندی ظاہر کی جا چکی ہے۔

## کمپنی کے کاروباری افعال کے ماحولیات پر اثرات

کمپنی جس قسم کے کاروباری افعال میں مشغول ہے اس سے ماحولیات پر سب سے بڑا اثر ہوا میں خارج ہونے والے وہ باریک ذرات اور دھول ہے جو کہ سانس کے ذریعے انسانی جسم میں سرایت کر سکتے ہیں جس کی وجہ ان کا بہت چھوٹا سائز ہے، یہ دھول اور ذرات کلکتہ کیم پیداوار کے وقت خارج ہوتے ہیں جن کی وجہ سے سیلیکیوسیس جیسی مہلک بیماری لاحق ہو سکتی ہے۔

قوانین اور قواعد کی پاسداری کرتے ہوئے، کمپنی کی جانب سے SEPA اور SEQs کے معیارات کے مطابق کاروباری افعال کو سرانجام دینے کیلئے بہت ہی قابل افرادی قوت موجود ہے۔ کمپنی کے کاروباری افعال کے ماحولیات پر اثرات سے متعلق مکمل ادراک رکھتے ہوئے، کمپنی کی جانب سے دھول کو کنٹرول کرنے والے آلات کی تنصیب کی گئی ہے، جیسا کہ ڈسٹ سائیکلونز، بیگ ہاؤسز، ڈسٹ سپریشن ڈمپنگ میٹھڈ، الیکٹرو اسٹیک پریسیپیٹرز، انفرادی حفاظت کے آلات اور کمپنی میں اسپیکٹرومٹرز کا سانس میں اندر جانے

والے ذرات (RSPM) اور انتہائی باریک ذرات (FRD) کے اخراج کو کنٹرول کیا جاسکے۔

ماحولیات سے متعلق قواعد و ضوابط کی پاسداری کیلئے کمپنی کی جانب سے SEPA ایکٹ 2014 کی جانب سے مقرر کردہ معیارات پر سختی عمل کیا جاتا ہے۔ ان اقدامات میں مجموعی طور پر ہوا کے معیار کو چیک کرنا، پینے کے پانی کو چیک کرنا، شوری آلودگی کو کنٹرول میں رکھنا اور اسی ماحولیات سے متعلق دیگر معیارات پر نظر رکھنا شامل ہے۔ ان معیارات کی مکمل پاسداری کو یقینی بنانے کیلئے کمپنی کی جانب سے نگرانی اور تجزیات کیلئے SEPA سے تصدیق شدہ ماحولیاتی لیبارٹریوں کا استعمال کیا جا رہا ہے۔

مزید برآں، کمپنی کی جانب سے ماحولیات کو کم از کم متاثر کرنے کا عزم کمپنی کی ذیلی کمپنی سے بھی واضح طور پر ظاہر ہوتا ہے جس کی جانب سے ویسٹ ہیٹ ریکوری سسٹم (WHRS) کی تنصیب کی گئی ہے۔ یہ سسٹم سینٹ سازی اور توانائی کے پیداواری عمل کے دوران ضائع ہونے والی حرارت کو ضائع ہونے سے روکتا ہے اور اس حرارت کو کام میں لاتا ہے۔ ضائع ہونے والی حرارت کو قابل استعمال توانائی میں تبدیل کرنے کی وجہ سے گلوبل وارمنگ پر بھی مثبت اثرات مرتب ہوتے ہیں اور WHRS گلوبل وارمنگ میں کمی لانے کا باعث بنتا ہے اور اس طرح کاربن کے اخراج کو بھی خاطر خواہ مقدار میں فضاء میں جانے سے روکتا ہے۔ اس اختراعی اقدام سے ناصرف ماحولیات سے متعلق کمپنی کے عزم کو پورا کرنے میں مدد ملتی ہے بلکہ دوسری جانب توانائی کی ضرورت بھی مجموعی طور پوری ہوتی ہے اور صنعتی افعال بلا تعطل جاری رکھنے میں مدد ملتی ہے۔

### قابل تجدید توانائی کیلئے اقدامات

قابل تجدید توانائی کے ذرائع جیسا کہ سٹنسی توانائی اور ہوا ماحولیات کے مسائل کو حل کرنے میں اور توانائی کی بلا تعطل فراہمی میں اہم کردار ادا کر رہے ہیں۔ یہ ذرائع ایسے جامع ماحولیاتی فوائد فراہم کرتے ہیں جن میں روایتی فوسل فیولز ان کا مقابلہ نہیں کر سکتے۔ ان ذرائع کی وجہ سے گرین ہاؤس گیسوں کے اخراج کو کنٹرول کرنے میں مدد ملتی ہے، جن کے باعث دنیا میں ماحولیاتی تبدیلیاں واقع ہو رہی ہیں۔ آلودگی کو قابو میں رکھنے کے باعث قابل تجدید ذرائع توانائی پبلک ہیلتھ کو بہتر بنانے اور فضاء کو آلودگی سے پاک کرنے میں اہم کردار ادا کر رہے ہیں۔ علاوہ ازیں، توانائی کے یہ ذرائع پانی کے استعمال میں بھی بہت کفایت شعار ہیں اور اس طرح پانی کو بڑے پیمانے پر ضائع ہونے سے بچاتے ہیں، جیسا کہ فوسل فیول کو نکالنے اور پریسیس کرنے میں بڑے پیمانے پر پانی کا ضیاع ہوتا ہے۔

علاوہ ازیں، قابل تجدید ذرائع توانائی کے ماحولیات پر اثرات بہت کم ہوتے ہیں۔ اگر فوسل فیول کے انفراسٹرکچر کے ساتھ ان کا موازنہ کیا جائے تو قدرتی ماحول کو ان سے بہت ہی کم نقصان پہنچتا ہے، کیونکہ روایتی ذرائع توانائی کو کام میں لانے کیلئے بڑے پیمانے پر قطعہ ارضی متاثر ہوتی ہے اور قدرتی رہائش گاہیں خراب ہوتی ہیں۔ حیاتیاتی تنوع اور قدرتی ذرائع کی حفاظت کے تناظر میں اگر جائزہ لیا جائے تو یہ بات سامنے آتی ہے کہ قابل تجدید ذرائع توانائی ماحولیات اور جنگلی حیات کی بقاء اور توازن میں اہم کردار ادا کر رہے ہیں۔

مذکورہ بالا فوائد کو مد نظر رکھتے ہوئے، کمپنی کی جانب سے قابل تجدید ذرائع توانائی کو اپنانے کیلئے بڑے اقدامات اٹھائے جا رہے ہیں۔ کمپنی کی جانب سے 3.5 میگا واٹ کا سولر انرجی پروجیکٹ لگایا گیا ہے جس کی مدد سے شمسی توانائی کو استعمال کرتے ہوئے صاف ستھری بجلی حاصل کی جا رہی ہے۔ اس کے ساتھ ساتھ، کمپنی کی جانب سے 1.5 میگا واٹ کا سولر پروجیکٹ لگایا جا رہا ہے جو کہ مالی سال 2024-25 کی پہلی سہ ماہی میں مکمل کر لیا جائے گا۔ اس کے علاوہ کمپنی کی جانب سے 4.8 میگا واٹ کا ونڈ پاور پروجیکٹ بھی لگایا جا رہا ہے، امید ہے کہ یہ پروجیکٹ مالی سال 2024-25 کی آخری سہ ماہی میں پایہ تکمیل کو پہنچ جائے گا۔

ان اقدامات سے ناصرف کمپنی کے کاروباری افعال میں استقلال پیدا ہوگا بلکہ روایتی ذرائع توانائی پر انحصار کم کرنے سے کمپنی کے منافع میں بھی اضافہ ہوگا۔ علاوہ ازیں، ہوا اور شمسی توانائی جیسے غیر روایتی ذرائع سے توانائی حاصل کرنے سے کمپنی کے کاروباری افعال کے ماحولیات پر اثرات کو کم کرنے میں بھی مدد ملے گی۔

مزید برآں، کمپنی کی جانب سے ماحولیات کو کم از کم متاثر کرنے کا عزم کمپنی کی ذیلی کمپنی سے بھی واضح طور پر ظاہر ہوتا ہے جس کی جانب سے ویسٹ ہیٹ ریکوری سسٹم (WHRS) کی تنصیب کی گئی ہے۔ یہ سسٹم سینٹ سازی اور توانائی کے پیداواری عمل کے دوران ضائع ہونے والی حرارت کو ضائع ہونے سے روکتا ہے اور اس حرارت کو کام میں لاتا ہے۔ ضائع ہونے والی حرارت کو قابل استعمال توانائی میں تبدیل کرنے کی وجہ سے گلوبل وارمنگ پر بھی مثبت اثرات مرتب ہوتے ہیں اور WHRS گلوبل وارمنگ میں کمی لانے کا باعث بنتا ہے اور اس طرح کاربن کے اخراج کو بھی خاطر خواہ مقدار میں فضاء میں جانے سے روکتا ہے۔ اس اختراعی اقدام سے ناصرف ماحولیات سے متعلق کمپنی کے عزم کو پورا کرنے میں مدد ملتی ہے بلکہ دوسری جانب توانائی کی ضرورت بھی مجموعی طور پوری ہوتی ہے اور صنعتی افعال بلا تعطل جاری رکھنے میں مدد ملتی ہے۔

مستقبل کے تناظر میں، کمپنی کے مد نظر یہ بات بھی ہے کہ کاروباری افعال اور منافع میں استقلال پیدا کرنے کیلئے قابل تجدید ذرائع توانائی میں بڑے پیمانے کے پروجیکٹس لگائے جائیں۔ کمپنی کی جانب سے 3.5 میگا واٹ سولر پروجیکٹ اور 4.8 میگا واٹ ونڈ پاور پروجیکٹ کی کامیابی سے تنصیب کے بعد کمپنی جدید توانائی کے پروجیکٹس میں مزید سرمایہ کاری کا ارادہ رکھتی ہے، اور دوسری جانب کمپنی ماحولیات کی بقاء سے متعلق اپنے عزم پر بھی عمل پیرا ہو سکتی ہے۔ مستقبل میں کمپنی سولر انرجی کے مزید پروجیکٹس لگانے اور قابل تجدید ذرائع کے میدان میں نئی راہیں تلاش کرنے کا ارادہ رکھتی ہے۔ ان اقدامات سے ناصرف کمپنی کی جانب سے کاربن کے اخراج میں خاطر خواہ کمی آ سکتی ہے بلکہ ان اقدامات کی وجہ سے پیداواری لاگت میں کمی لانے کے بعد کمپنی کے کاروباری افعال کو مزید موثر بنایا جاسکتا ہے۔ قابل تجدید ذرائع توانائی کے جدید پروجیکٹس کا اپنے انفراسٹرکچر کا حصہ بنا کر کمپنی اپنی مارکیٹ پوزیشن کو مستحکم بنا سکتی ہے اور اس طرح ایک لیڈر کا کردار ادا کر سکتی ہے، کمپنی کی جانب سے مستقبل میں گرین انرجی کی جانب ایک سفر کا آغاز کیا جاسکتا ہے۔ مستقل کی یہ سوچ اختراعات، طویل المیعاد ماحول دوستی اور کاروباری افعال میں استقلال سے متعلق کمپنی کے عزم کی غماز ہے۔

## کارپوریٹ معاشرتی ذمہ داری

بطور ذمہ دار کارپوریٹ شہری، ہماری کمپنی اپنی اس ذمہ داری سے مکمل طور پر آگاہ اور پر عزم ہے کہ ہم کمیونٹیز کے مابین ہم اپنے کاروباری افعال سرانجام دے رہے ہیں ہمیں ان کمیونٹیز کی فلاح و بہبود کیلئے اپنا کردار بھی ادا کرنا ہے۔ مالی سال 2023-24 کے دوران کمپنی کی جانب سے قرب جوار کے لوگوں کی فلاح و بہبود کیلئے مختلف اقدامات اٹھائے گئے۔

ہماری جانب سے بنیادی طور پر صحت اور حفاظت جیسے اہم امور سے متعلق آگہی پیدا کرنے پر توجہ مرکوز رکھی گئی۔ اس مقصد کو حاصل کرنے کیلئے ہماری جانب سے بہت سے تعلیمی دورے مرتب کئے گئے، ان دوروں میں کمیونٹیز سے تعلق رکھنے والے افراد کو صحت اور حفاظت سے متعلق اقدامات اٹھانے کے سلسلے میں خود مختار بنانے کیلئے اقدامات اٹھائے گئے۔ ان دوروں میں مختلف اقسام کے موضوعات پر تعلیم دی گئی جیسا کہ تادیبی اقدامات، ایمر جنسی کیلئے تیار رہنا اور مجموعی طور پر معاشرے کی فلاح و بہبود۔



علاوہ ازیں، ہماری جانب سے قائم کیا جانے والا سیلیکیوسس تشخیصی مرکز اور ہیلتھ کریئنگ سینٹر باعث افتخار ہے۔ اس مرکز میں اعلیٰ تعلیم یافتہ، تجربہ کار ماہرین خدمات پیش کر رہے ہیں۔ یہ مرکز سیلیکیوسس اور دیگر متعلقہ بیماریوں کی تشخیص اور علاج کیلئے مختص ہیں۔ ہمارا یہ مرکز جدید ترین تشخیصی آلات اور ٹیکنالوجی سے لیس ہے تاکہ صحیح تشخیص اور کامیاب علاج اور علاج سے متعلق منصوبوں کو یقینی بنایا جاسکے۔

دوران سال کمپنی کی جانب سے ماحولیات کی بقاء کے سلسلے میں اہم اقدامات اٹھائے گئے ہیں۔ مقامی طور پر ماحولیات کو توازن کو قائم رکھنے کے سلسلے میں ایک سنجیدہ کوشش کرتے ہوئے کامیابی کے ساتھ قرب و جوار میں 5000 درخت لگائے گئے ہیں۔ یہ اقدام ان مجموعی اقدامات کا حصہ ہے جن کے تحت کمپنی ماحولیات کی بقاء کیلئے کمپنی کوشاں ہے۔ درختوں اور سبزے میں اضافے کر کے ہم صاف ہوا میں اضافہ کرنے، جنگلی حیات کی بقاء اور مجموعی طور صحت اور ماحولیات کی بقاء کیلئے اپنا کردار ادا کرنے کیلئے پرعزم ہیں۔ ہمارے اقدامات ناصر ماحولیات کی بقاء کیلئے ہمارے عزم و استقلال کے غماز ہیں بلکہ ان اقدامات سے ہمیں زیادہ سبز و شاداب اور مستحکم مستقبل حاصل ہوگا، ہماری کمیونٹی اور آنے والی نسلوں کیلئے۔

ان اقدامات کے ذریعے ہم ان کمیونٹیز کی صحت اور حفاظت پر دیر پا اثرات مرتب کرنے کیلئے پرعزم ہیں جنہیں اپنی خدمات پیش کرتے ہیں۔ ہماری یہ کاوشیں ہمارے ذمہ دار کارپوریٹ شہری ہونے کا ثبوت ہیں۔

### مناسب اندرونی مالیاتی کنٹرول

ڈائریکٹرز کی جانب سے کمپنی کے اندرونی مالیاتی کنٹرول کو موثر بنانے کیلئے ہر ممکن اقدام اٹھایا جاتا ہے، یہ اقدامات مالیاتی گوشواروں کی منظوری کی تاریخ سے ہی اٹھانا شروع کر دیئے جاتے ہیں۔ ان اقدامات میں تمام اہم کنٹرولز کا جائزہ لینا، بشمول مالیاتی کنٹرول، آپریشنل کنٹرول اور پاسداری کنٹرول شامل ہیں، چونکہ مجموعی طور پر کمپنی کے آپریشنز کو متاثر کر سکتے ہیں۔

### حصص کی از خود خریداری

کمپنی کی جانب سے 15 ملین عام حصص کی از خود خریداری کا اعلان کیا گیا تھا، جس کی منظوری حصص یافتگان کی جانب سے سالانہ اجلاس عام منعقدہ 26 اکتوبر 2023 میں دے دی گئی تھی۔ اپنے ہی حصص کی از خود خریداری کا یہ عمل بذریعہ پاکستان اسٹاک ایکسچینج عمل میں لایا گیا تھا، حصص کو موجودہ قیمت پر خریدا گیا اور مقررہ وقت کے اندر اندر یہ عمل مکمل کر لیا گیا، اس خریداری کے دوران فی حصص اوسط قیمت 18.47 روپے ادا کی گئی۔ رپورٹنگ کی تاریخ تک کمپنی کی جانب سے کامیابی کے ساتھ 15 ملین حصص کی خریداری کا عمل مکمل کیا جا چکا ہے، ان حصص کو مالیاتی گوشواروں میں بطور ٹریژری حصص ریکارڈ کیا گیا ہے۔

### متعلقہ پارٹیوں کے ساتھ کاروباری معاملات

متعلقہ پارٹیوں کے ساتھ کئے گئے تمام کاروباری معاملات کا پاکستان اسٹاک ایکسچینج لمیٹڈ کے قواعد کے تحت آڈٹ کمیٹی اور کمپنی کے بورڈ آف ڈائریکٹرز کی جانب سے جائزہ لیا گیا اور ان کی باقاعدہ منظوری حاصل کی گئی۔ مزید برآں کمپنی ایکٹ 2017 کے سیکشن 208 کے تحت مندرجہ ذیل امور اس میں شامل ہیں:

الف۔ ذیل کمپنی، ٹھٹھہ پاور (پرائیویٹ) لمیٹڈ کے ساتھ سروس لیول ایگریمنٹ

ٹی سی سی ایل کی جانب سے اپنی ذیلی کمپنی کو روزانہ کی بنیاد پر برزنس سپورٹ سروس فراہم کی جا رہی ہیں۔ اس مقصد کیلئے سروس لیول ایگریمنٹ کیا گیا ہے جس میں سروسز کا دائرہ کار اور متعلقہ شرائط و ضوابط کو طے کیا گیا ہے۔ مذکورہ معاہدے کی ٹی سی سی ایل اور ٹی پی ایل کے متعلقہ بورڈ آف ڈائریکٹرز سے منظوری حاصل کر لی گئی تھی۔

ب۔ ٹی سی سی ایل کو پاور سپلائی کرنے کیلئے ذیلی کمپنی، ٹھٹھہ پاور (پرائیویٹ) لمیٹڈ کے ساتھ پاور پر چیز ایگریمنٹ۔

ٹی سی سی ایل نے 12 دسمبر 2011 کو ٹی پی ایل کے ساتھ پاور پر چیز ایگریمنٹ (PPA) کیا تھا، یہ معاہدہ پاور سپلائی کی غرض سے کیا گیا تھا۔ ٹی پی ایل کی جانب سے اپنے کمرشل آپریشنز کا آغاز 12 دسمبر 2012 کو کیا گیا۔ پی پی اے (PPA) نیوکلیئر پاور پالیسی 2009 کے تحت کیا گیا تھا۔

### کارپوریٹ اینڈ فنانشل رپورٹنگ

الف۔ ٹھٹھہ سیمٹ کمپنی لمیٹڈ کی جانب سے تیار کی جانے والی مالیاتی دستاویزات شفاف انداز سے کمپنی کے معاملات، کاروباری نتائج، نقد رقوم کی ترسیل اور سرمایہ پر مبنی حصص میں تبدیلی کی نمائندگی کرتی ہیں۔ مؤثر کارپوریٹ گورننس کو ممکن بنانے کیلئے ہر ممکن اقدام اٹھایا جاتا ہے۔

ب۔ کمپنی کی جانب سے محاسبی کے کھاتوں کو باقاعدہ محفوظ رکھا جاتا ہے۔

ج۔ مالیاتی گوشوارے معنوں کو کمپنیز ایکٹ 2017 کے قواعد کے تحت تیار کیا گیا ہے۔ مالیاتی گوشواروں تیار کرتے وقت پاکستان میں مروجہ انٹرنیشنل فنانشل رپورٹنگ اسٹینڈرڈز اور انٹرنیشنل اکاؤنٹنگ اسٹینڈرڈز کی مکمل پاسداری کی گئی ہے اور ان معیارات سے کسی بھی قسم کی قابل بیان روگردانی نہیں کی گئی۔

د۔ محاسبی کی مناسب پالیسیوں کو مستقل بنیادوں پر مالیاتی دستاویزات کی تیاری میں استعمال کیا جاتا ہے اور محاسبی کے تمام تخمینے قرین قیاس ہیں۔

ه۔ اندرونی کنٹرول کا نظام انتہائی مربوط ہے اور مؤثر انداز سے اس کا نفاذ کرنے کے بعد اس کی مسلسل مانیٹرنگ بھی کی جاتی ہے۔

و۔ اس بات سے کسی شک کی کوئی گنجائش نہیں ہے کمپنی ہیٹنگ کی بنیاد پر اپنے کاروبار کو چلا رہی ہے۔

ذ۔ ٹیکسوں، ڈیوٹیوں، لیویز اور دیگر ادائیگیوں کی مدد میں کمپنی کے واجب الادا کوئی رقوم نہیں ہیں ماسوائے ان رقوم کے جو کہ معمول کے مطابق کاروباری لین دین کا حصہ ہیں اور جنہیں مالیاتی گوشواروں میں ظاہر کیا جا چکا ہے۔

ح۔ مالیاتی کارکردگی سے متعلق اہم معلومات کا چھ سالہ جائزہ علیحدہ سے بیان کیا گیا ہے۔

ط۔ بورڈ آف ڈائریکٹرز، آڈٹ کمیٹی، انسانی وسائل و ادائیگیوں کی کمیٹی کے دوران سال منعقدہ اجلاسوں کی تعداد اور ان میں ڈائریکٹرز اور ممبران کی حاضری سے متعلق تمام تفصیلات کو رپورٹ ہذا کے ساتھ ضمیمہ نمبر 1 میں منسلک کیا گیا ہے جیسا کہ کمپنیز ایکٹ 2017 کے سیکشن 227(a) کے تحت ایسا کرنا لازم ہے۔

ی۔ کمپنیز ایکٹ 2017 کے سیکشن 227(f)(2) کی پاسداری کرتے ہوئے اسٹیٹمنٹ برائے ترتیب حصص داری کو سالانہ رپورٹ ہذا کے ساتھ منسلک کیا گیا ہے۔

### بورڈ آف ڈائریکٹرز میں تبدیلیاں

دوران سال، اتفاقی طور پر پیدا ہونے والی اسامیوں کی وجہ سے بورڈ میں کمی کی جانے والی تبدیلیوں سے پاکستان اسٹاک ایکسچینج اور سیکیورٹیز اینڈ ایکسچینج کمیشن آف پاکستان کو آغاہ کر دیا گیا تھا۔

مستعفی ہونے والے ڈائریکٹرز کے نام مع تاریخ برائے استعفی	تعیینات کئے جانے والے ڈائریکٹرز کے نام مع تاریخ برائے تعیناتی
محمد اسلم شیخ از 30 ستمبر 2023	محترمہ شائستہ بانو گیلانی از 27 دسمبر 2023

### کوڈ آف کارپوریٹ گورننس

الف۔ لسٹڈ کمپنیز (کوڈ آف کارپوریٹ گورننس) ریگولیشنز 2019 کے ساتھ پاسداری کا بیان رپورٹ ہذا کے ساتھ منسلک ہے۔

ب۔ کمپنیز ایکٹ 2017 کے سیکشن 227 کے تحت ذیل بورڈ آف ڈائریکٹرز کے امتزاج سے متعلق تفصیلات کو رپورٹ ہذا کا حصہ بنایا جا رہا ہے:

تفصیلات	ڈائریکٹرز کی تعداد
1- مرد	5
2- خواتین	2
امتزاج	
1- غیر جانبدار ڈائریکٹرز	4
2- غیر انتظامی ڈائریکٹرز	2
3- انتظامی ڈائریکٹرز	1
4- خواتین ڈائریکٹرز	2

ج۔ بورڈ کی ذیلی کمیٹیوں سے متعلق تفصیلات کو رپورٹ ہذا کے صفحہ نمبر 26 پر بیان کیا گیا ہے۔

## ڈائریکٹروں کی فیس / مشاہرہ

ڈائریکٹرز کے مشاہرے کی تفصیلات کمپنی کے آرٹیکلز آف ایسوسی ایشن کے تحت طے کی جاتی ہیں، جس کی رو سے ہر ایک ڈائریکٹر کو بورڈ کے اجلاس اور بورڈ کی کمیٹیوں کے اجلاس میں شرکت کیلئے فیس / مشاہرے کی ادائیگی کی جاتی ہے، فیس کی ادائیگی ذمہ دار یوں کے تعین، مہارتوں اور کی جانے والی کوششوں کو مد نظر رکھتے ہوئے گا ہے بگا ہے بورڈ آف ڈائریکٹرز کی جانب سے کی جاتی ہے۔

کمپنی کے ایگزیکٹو ڈائریکٹر (چیف ایگزیکٹو) کو ادا کئے جانے والے مشاہرے سے متعلق تفصیلات کو غیر مربوط مالیاتی گوشواروں کے نوٹ نمبر بیان کیا گیا ہے۔

## بورڈ کی جانچ

جیسا کہ سٹیٹ بینک کوڈ آف کارپوریٹ گورننس ریگولیشنز 2019 میں مطلوب ہے، بورڈ کی مجموعی کارکردگی، بورڈ ممبران کی کارکردگی اور بورڈ کی کمیٹیوں کی کارکردگی کا سالانہ جائزہ لیا گیا ہے کہ تا کہ کمپنی کے مقررہ اہداف کو مد نظر رکھتے ہوئے بورڈ کی مجموعی کارکردگی کی جانچ کی جاسکے۔ اس مقصد کیلئے بورڈ کی جانب سے ایک نظام وضع کیا گیا ہے جس کے تحت بورڈ، بورڈ کے ممبران اور بورڈ کی کمیٹیوں کے ممبران کی کارکردگی کا جائزہ لیا جاتا ہے۔ اس جائزے کے تحت زیر نظر مالی سال کے دوران بورڈ، بورڈ کے ممبران اور بورڈ کی کمیٹیوں کے ممبران کی کارکردگی اطمینان بخش رہی۔

## مابعد واقعات

مالی سال 2023-24 کے اختتام اور رپورٹ ہذا کی تاریخ کے مابین ایسا کوئی قابل ذکر واقعہ پیش نہیں آیا نا کوئی معاہدہ کیا گیا جس کی وجہ سے رپورٹ ہذا پر کوئی اثر پڑتا ہو۔

## نادہنگی

زیر نظر مالی سال کے دوران واجب الادا رقوم کے سلسلے میں کمپنی کو نادہنگی کا سامنا نہیں کرنا پڑا۔

## بیرونی آڈیٹرز

موجودہ آڈیٹرز میسرز بی ڈی او ابراہیم اینڈ کمپنی، چارٹرڈ اکاؤنٹنٹس کی جانب سے اپنی قابلیت کی بنیاد پر ایک مرتبہ پھر اپنی خدمات پیش کی گئی ہیں۔ آڈٹ کمیٹی کی سفارش پر، بورڈ آف ڈائریکٹرز کی جانب سے میسرز بی ڈی او ابراہیم اینڈ کمپنی، چارٹرڈ اکاؤنٹنٹس کو مالی سال اختتامیہ 30 جون 2025 کیلئے کمپنی کے آڈیٹرز تعینات کرنے کی سفارش کی گئی ہے۔

## مستقبل پر نظر

مالی سال 2023-24 کے آغاز سے ہی، پاکستان کو اہم سیاسی اور اقتصادی مسائل کا سامنا ہے، جس کی وجہ سے حالات انتہائی سنجیدہ ہیں۔ ملک ایک پیچیدہ معاشی ماحول سے دوچار ہے جس کی وجہ عالمی معاشی بد حالی، افراط زر کی بلند شرح، محدود مالی وسائل، اور ماحولیاتی تبدیلیوں کے اثرات ہیں۔

تاہم، ایک حالیہ پیش رفت ایسی ہے جس سے کچھ امید پیدا ہوئی ہے، حاصل کیے گئے معاشی استحکام کی بنیاد پر، 2023 کے اسٹینڈ بائی بندوبست (SBA) کے تحت IMF کے عملے اور پاکستانی حکام نے 37 ماہ کے توسیعی فنڈ سہولت (EFF) انتظامات کے لیے عملے (Staff) کی سطح پر معاہدہ کیا ہے، جس کی رقم تقریباً 7 بلین امریکی ڈالر ہے۔ یہ معاہدہ آئی ایم ایف کے ایگزیکٹو بورڈ سے منظوری کا منتظر ہے۔

نئے پروگرام کا مقصد کلی معاشی سطح پر معیشت کو مستحکم کرنا، مضبوط بنانا، زیادہ جامع اور لچکدار ترقی کو فروغ دینے میں حکومت کی مدد کرنا ہے۔ کلیدی مقاصد میں مالیاتی اور مانیٹری پالیسی میں وسعت پیدا کرنا، ٹیکس کے دائرے کو وسیع کرنا، ریاستی ملکیت والے اداروں (SOEs) کے انتظام کو بہتر بنانا، مسابقت کو بڑھانا، سرمایہ کاری کے منصفانہ ماحول کو یقینی بنانا، انسانی سرمائے کو ترقی دینا، اور سماجی تحفظ اور بے نظیرانہ کم سپورٹ پروگرام (BISP) کو فروغ دینا شامل ہیں۔

اس پروگرام کی کامیابی کا انحصار بنیادی طور پر پاکستان کی ترقی اور دو طرفہ شراکت داروں کی جانب سے مسلسل مضبوط مالی مدد پر ہوگا۔

مالیاتی نظم و ضبط، مالیاتی سوجھ بوجھ، پائیدار ترقی کے لیے بین الاقوامی تعاون، اور ملکی سیاسی استحکام اقتصادی بحالی کے لیے انتہائی اہم ہیں۔ پائیدار بنیادوں پر اٹھائے جانے والے اقدامات سے اعتماد بحال کرنے اور مستقبل میں خوشحالی کی راہ ہموار کرنے میں مدد ملے گی۔

انتظامیہ آئندہ آنے والے مسائل سے آگاہ ہے اور مارکیٹ کے خطرات، مستقبل کی رکاوٹوں سے نمٹنے اور کاروبار کی ترقی کو مستقل بنیادوں پر برقرار رکھنے کے لیے اپنی حکمت عملیوں کو فعال طور پر ڈھال رہی ہے۔ اپنی حکمت عملی کو ارتقائی انداز سے وضع کرتے ہوئے اور مقررہ اہداف کے مدنظر اقدامات اٹھاتے ہوئے، کمپنی اس مقصد کے حصول کیلئے کوشاں ہے کہ موثر انداز سے غیر یقینی صورتحال سے نبرد آزما ہو جائے اور کامیابی کے راستے پر گامزن ہو جائے۔

## کریڈٹ ریٹنگ

جے سی آر۔ وی آئی ایس (JCR-VIS) کریڈٹ ریٹنگ کمپنی لمیٹڈ کی جانب سے 14 مئی 2024 کو طویل المیعاد قرضوں کے سلسلے میں کمپنی کو "A-" (واحد اے مائنس) کی ریٹنگ دی گئی ہے، جبکہ قلیل المدتی قرضوں کی مد میں کمپنی کو "A-2" (سنگل اے ٹو) کی ریٹنگ دی گئی ہے۔

## قومی خزانے میں حصہ

اکٹم ٹیکس، ایکسائز ڈیوٹی، سیلز ٹیکس اور دیگر سرکاری لیویز کی مدد میں کمپنی کی جانب سے سرکاری خزانے میں 3.357 بلین روپے جمع کروائے گئے ہیں (یہ مالی سال 2023 میں 1.864 بلین روپے تھی)۔

## گروپ کی کارکردگی

کمپنیز ایکٹ 2017 کے سیکشن (4) 226 کی پاسداری کرتے ہوئے، ٹی سی ایل (ہولڈنگ کمپنی) اور ٹھٹھ پاور (پرائیویٹ) لمیٹڈ (TPPL) (ذیلی کمپنی) کے مربوط مالیاتی گوشوارے بابت مالی سالانہ اختتامیہ 30 جون 2024 کو رپورٹ ہذا کے ساتھ منسلک کیا جا رہا ہے۔ اس سلسلے میں اہم جھلکیاں ذیل میں پیش کی جا رہی ہیں:

3,811,303	4,063,937	پراپرٹی، پلانٹ اور آلات
926,376	250,702	اسٹاک ان ٹریڈ
969,709	745,025	کاروباری قرضے
997,181	847,181	ادا شدہ شیئر کیپٹل
3,090,047	4,325,669	کل ایکویٹی۔ ہولڈنگ کمپنی
1,165,830	1,423,518	تجارتی اور دیگر واجبات
206,609	197,649	قبل المدتی قرضے

### کھاتے برائے نفع و نقصان


5,527,127	7,683,766	فروخت - صانی
658,969	2,347,718	خام منافع
239,148	204,506	لاگت برائے فروخت، ترسیل و انتظامی امور
437,872	2,274,345	منافع قبل از ٹیکس
309,666	1,278,616	منافع برائے سال
3.11	13.97	آمدن / (نقصان) فی حصص (روپے میں)

### اظہار تشکر

بورڈ آف ڈائریکٹرز کمپنی کے شیئر ہولڈرز، مالیاتی اداروں اور صارفین کے مسلسل تعاون، حمایت اور سرپرستی کے لیے بے حد شکر گزار ہیں۔ بورڈ کمپنی کے تمام ملازمین کی انتھک کاوشوں، اخلاص، ٹیم ورک، وفاداری اور سخت محنت کا معترف ہے اور امید کرتا ہے کہ یہی مسلسل لگن کمپنی کیلئے مزید اسی کام کا باعث بنے گی اور مستقبل میں لاحق مسائل سے نمٹنے اور طلب کو پورا کرنے میں معاون ثابت ہوگی۔



خواجہ محمد سلمان یونس  
چیئرمین



کامران منیر انصاری  
چیف ایگزیکٹو آفیسر

کراچی: August 20, 2024

# ANNEXURE I

## Attendance of Directors in Board Meetings held during the year ended June 30, 2024

Name of Directors	No. of Meetings	Meeting attended
Mr. Khawaja Muhammad Salman Younis	5	5
Mr. Kamran Munir Ansari	5	5
Ms. Naheed Memon	5	5
Mr. Saleem Zamindar	5	5
Mr. Noor Muhammad	5	5
Mr. Alamuddin Bullo	5	2
Mr. Aslam Shaikh*	2	2
Ms. Shaista Bano Gilani**	2	2

## Attendance of Members in Audit Committee Meetings held during the year ended June 30, 2024:

Name of Members	No. of Meetings	Meeting attended
Ms. Naheed Memon	4	4
Mr. Khawaja Muhammad Salman Younis	4	4
Mr. Saleem Zamindar	4	4

## Attendance of Members in Human Resource & Remuneration Committee held during the year ended June 30, 2024:

Name of Members attended	No. of Meetings	Meeting
Mr. Noor Muhammad	1	1
Mr. Khawaja Muhammad Salman Younis	1	1
Mr. Kamran Munir Ansari	1	1

\* Mr. Aslam Shaikh resigned on October 02, 2023.

\*\* Ms. Shaista Bano Gilani appointed on December 27, 2023

**COMBINED PATTERN OF CDC AND PHYSICAL SHAREHOLDINGS**

AS AT JUNE 30, 2024

CATEGORY NO.	CATEGORIES OF SHAREHOLDERS	NUMBER OF SHAREHOLDERS	NUMBER OF SHARES HELD	PERCENTAGES (%)
1	Directors, Chief Executive Officer and their spouse and minor children	7	1,252,625	1.26
2	Associated Companies, undertakings and related parties	5	54,178,286	54.33
3	NIT and ICP	-	-	-
4	Banks, Development Financial Institutions, Non Banking Financial Institutions	2	3,376,000	3.39
6	Modarbas and Mutual Funds	3	1,636,580	1.64
7	General Public			
	(a) Local	1,847	15,672,097	15.72
	(b) Foreign	138	4,647,163	4.66
8	Others	22	18,955,374	19.01
<b>TOTAL</b>		<b>2,024</b>	<b>99,718,125</b>	<b>100.00</b>

**SHAREHOLDERS HOLDING 10% OR MORE VOTING SHARES IN THE COMPANY**

TOTAL PAID UP SHARE CAPITAL OF THE COMPANY	99,718,125	Shares
10% OF THE PAID UP CAPITAL OF THE COMPANY	9,971,813	Shares

NAME(S) OF SHAREHOLDERS	DESCRIPTION	NO. SHARES HELD	PERCENTAGES
Sky Pak Holding (Private) Limited	Falls in Category # 2	21,152,787	21.21%
Al-Miftah Holding (Private) Limited	Falls in Category # 2	14,895,118	14.94%



**PATTERN OF SHAREHOLDING CDC AND PHYSICAL**  
AS AT JUNE 30, 2024

NO. OF SHAREHOLDINGS	SHAREHOLDINGS		TOTAL SHARES HELD
	FROM	TO	
345	1	100	5,210
679	101	500	318,521
283	501	1000	268,993
396	1001	5000	1,116,049
116	5001	10000	958,691
42	10001	15000	530,404
21	15001	20000	394,073
22	20001	25000	523,425
11	25001	30000	309,700
1	30001	35000	31,500
9	35001	40000	351,916
1	40001	45000	44,000
16	45001	50000	789,219
6	50001	55000	324,500
2	55001	60000	117,667
3	60001	65000	191,600
1	65001	70000	69,000
3	70001	75000	219,750
2	75001	80000	156,500
14	95001	100000	1,399,000
2	100001	105000	209,198
2	105001	110000	216,635
1	110001	115000	115,000
2	120001	125000	244,957
1	125001	130000	125,500
2	130001	135000	261,500
1	145001	150000	150,000
1	165001	170000	168,000
2	175001	180000	354,198
3	195001	200000	599,000
1	200001	205000	200,021
1	205001	210000	208,000
1	210001	215000	213,964
1	215001	220000	220,000
1	225001	230000	226,000
1	240001	245000	242,500
2	245001	250000	500,000
2	250001	255000	505,500
1	290001	295000	292,358
1	295001	300000	299,500
1	300001	305000	305,000
1	365001	370000	366,000
1	450001	455000	453,580
1	515001	520000	518,000
1	645001	650000	650,000
1	675001	680000	678,000
1	740001	745000	743,000
1	780001	785000	781,000

**PATTERN OF SHAREHOLDING CDC AND PHYSICAL**  
**AS AT JUNE 30, 2024**

NO. OF SHAREHOLDINGS	SHAREHOLDINGS		TOTAL SHARES HELD
	FROM	TO	
1	805001	810000	806,210
1	995001	1000000	1,000,000
1	1010001	1015000	1,013,000
1	1125001	1130000	1,128,000
1	1245001	1250000	1,250,000
1	1400001	1405000	1,401,500
1	2595001	2600000	2,600,000
1	3115001	3120000	3,120,000
1	3370001	3375000	3,375,000
1	6530001	6535000	6,531,291
1	8475001	8480000	8,479,090
1	14895001	14900000	14,895,118
1	14995001	15000000	15,000,000
1	21150001	21155000	21,152,787
<b>2,024</b>			<b>99,718,125</b>

## KEY OPERATING AND FINANCIAL STATISTICS OF SIX YEARS

	2024	2023	2022	2021	2020	2019
	-----Rupees in thousands-----					
<b>Summary of Statement of Financial Position</b>						
<b>Assets Employed</b>						
Property, plant and equipment	2,219,818	1,838,811	1,920,063	1,951,747	2,021,470	2,086,685
Right-of-use-assets	-	-	42,184	-	-	-
Intangible assets	2,925	4,095	5,265	-	-	-
Long term deposits	5,125	5,125	3,796	1,096	1,096	1,096
Gratuity fund asset	23,100	-	-	-	-	-
Long term investment in subsidiary	299,158	299,158	299,158	299,158	299,158	299,158
Current assets	5,076,455	2,595,792	2,362,505	1,443,071	1,155,376	1,223,161
	<u>7,626,581</u>	<u>4,742,981</u>	<u>4,632,971</u>	<u>3,695,072</u>	<u>3,477,100</u>	<u>3,610,100</u>
<b>Financed by</b>						
Shareholders equity	4,209,188	2,984,709	2,740,309	2,664,206	2,464,579	2,618,906
Long term financing	-	-	-	-	-	-
Current portion of long term financing	-	-	-	-	-	87,817
					-	87,817
Long term deposits & deferred liabilities	372,151	300,554	335,465	325,621	303,904	315,909
Current liabilities	3,045,242	1,457,718	1,557,197	705,245	708,617	675,285
Current portion of long term financing	-	-	-	-	-	(87,817)
	<u>3,045,242</u>	<u>1,457,718</u>	<u>1,557,197</u>	<u>705,245</u>	<u>708,617</u>	<u>587,468</u>
Total funds invested	<u>7,626,581</u>	<u>4,742,981</u>	<u>4,632,971</u>	<u>3,695,072</u>	<u>3,477,100</u>	<u>3,610,100</u>
<b>Summary of Statement of Profit or Loss</b>						
Turnover	7,521,577	5,410,132	4,263,894	2,427,313	1,755,227	3,468,411
EBITDA	2,670,251	554,306	315,717	374,921	(9,133)	488,591
EBIT	2,526,278	415,386	188,141	267,185	(96,781)	345,938
% Change in Sales	39.03	26.88	75.66	38.29	49.39	22.02
% Change in EBITDA	381.73	75.57	(15.79)	4,205.12	101.87	(29.11)
% Change in EBIT	508.18	120.78	(29.58)	376.07	127.98	(38.46)
Gross Profit	2,163,726	420,512	320,621	384,661	52,100	671,967
Profit / (loss) before tax	2,472,987	364,528	154,766	250,115	(140,934)	295,318
Profit / (loss) after tax	1,501,037	249,077	119,294	201,793	(158,018)	213,522
Accumulated Profit carried forward	3,262,289	1,887,810	1,643,410	1,567,307	1,367,680	1,522,007
Earnings / (loss) per share (Rupees)	16.40	2.72	1.20	2.02	(1.58)	2.14

# NOTICE OF ANNUAL GENERAL MEETING

Notice is hereby given that the Annual General Meeting of Thatta Cement Company Limited will be held at Beach Luxury Hotel, M. T. Khan Road, Karachi on October 15, 2024 at 11:00 a.m. to transact the following business:

## A. Ordinary Business

1. To confirm the minutes of Annual General Meeting of the shareholders held on October 26, 2023.
2. To receive, consider and adopt the audited financial statements for the year ended June 30, 2024 together with the Board of Directors' and Independent Auditors' report thereon.

In accordance with Section 223 of the Companies Act, 2017, and pursuant to S.R.O. 389(I)/2023 dated March 21, 2023, the financial statements of the Company have been uploaded on the website of the Company which can be downloaded from the following web link and QR enabled code:

<a href="https://www.thattacement.com/Financial%20Statement.html">https://www.thattacement.com/Financial%20Statement.html</a>	
---	---

3. To consider, declare and approve final cash dividend for the year ended June 30, 2024:
  - i) To Majority Shareholders (Sky Pak Holding (Pvt) Ltd, Al-Miftah Holding (Pvt) Ltd, Golden Globe Holding (Pvt) Ltd & Rising Star Holding (Pvt) Ltd, collectively hold 51% of the total shares.  
  
NIL
  - ii) To Minority Shareholders (Other than above).

### **Propose Cash Dividend of 10% i.e. Rs. 1.00/- per share**

The Board of Directors, by prioritizing dividend payments to minority shareholders, ensures that smaller investors receive direct cash benefits from their investments. In contrast, by choosing not to pay dividends to major shareholders, the company can redirect these funds towards high-impact investments and strategic initiatives. The majority shareholders have already consented to waive their right to dividends for the financial year 2024.

4. To appoint external auditors of the Company for the year ending on June 30, 2025 and fix their remuneration. The present auditors, M/s BDO Ebrahim & Co. Chartered Accountants, retire and being eligible, offer themselves for re-appointment.
5. To elect seven (7) directors of the Company as fixed by the Board of Directors in terms of Section 159 of Companies Act, 2017 for a term of three (03) years. Retiring directors are:
  - Mr. Khawaja Muhammad Salman Younis,
  - Mr. Kamran Munir Ansari
  - Mr. Saleem Zamindar,
  - Mr. Noor Muhammad,
  - Mr. Alamuddin Bullo,
  - Ms. Shaista Bano Gilani.
  - Ms. Naheed Memon

The statement as required under section 166 (3) of the Companies Act, 2017 is being sent to the members with the notice.

## B. Special Business

6. To transact any other business with the permission of the Chair.

Karachi : September 24, 2024

By Order of the Board

Muhammad Abid Khan  
Company Secretary

**Notes:**

**1. Closure of Share Transfer Books**

The Share Transfer Books of the Company shall remain closed from October 08, 2024 to October 15, 2024 (both days inclusive). Transfers received in order at our Share Registrar/Transfer Agent M/s THK Associates (Private) Limited, Plot No. 32-C, Jami Commercial Street 2, D.H.A Phase VII, Karachi, 75500 at the close of business on October 07, 2024 shall be treated in time for the purpose of Annual General Meeting and payment of cash dividend, if approved by shareholders.

**2. Participation in General Meeting**

A member of the Company entitled to attend and vote at the meeting may appoint another member as his/her proxy to attend and vote on his/her behalf. The instrument appointing proxy must be received at the registered office of the Company duly stamped and signed not later than 48 hours before the time for holding the meeting. A member cannot appoint more than one proxy. Copy of the member's Computerized National Identity Card (CNIC) must be attached with the form. For any other relevant aspects, contents of section 137 of Companies Act, 2017 will apply.

CDC Account Holders will further have to follow the undermentioned guidelines, as laid down in Circular No. 1 of 2000 of SECP dated January 26, 2000.

➤ **For Attending the Meeting**

- In case of Individuals, the account holder or sub-account holder and / or the person whose securities are in group account and their registration details are uploaded as per the regulations, shall authenticate his / her identity by showing his / her original CNIC or original passport at the time of attending the meeting.
- Members registered on Central Depository Company (CDC) are also requested to bring their particulars, ID Number and account number in Central Depository System (CDS).
- In case of corporate entity, the Board of Directors' Resolution/Power of Attorney with specimen signature shall be submitted along with proxy Form to the Company.

➤ **For appointing the proxies**

- In case of individuals, the account holder or sub-account holder and / or the person whose securities are in group account and their registration details are uploaded as per the Regulations, shall submit the Proxy Form as per the above requirement.
- Proxy form shall be witnessed by two persons whose names, addresses and CNIC Numbers shall be mentioned on the Form.
- Attested copies of CNIC or Passport of the beneficial owners and the proxy shall be furnished with the Proxy Form.
- The Proxy shall produce his/her original CNIC or original passport at the time of meeting.
- In case of corporate entity, the Board of Directors' Resolution/Power of Attorney with specimen signature shall be submitted along with Proxy Form to the Company.

### 3. Election of Directors

Any member who seeks to contest for election as a Director, whether he is a retiring Director or otherwise shall file with the Company not later than fourteen (14) days before the date of Annual General Meeting, notice of his intention to offer himself/herself for the election of the Directors, together with:

- Consent to act as director as required under section 167(1) of the Companies Act, 2017.
- Declaration in respect of being compliant with the requirements of the Code of Corporate Governance and eligibility criteria as set out in the Companies Act, 2017 to act as director of a listed Company.
- Detailed profile along with office address for placement onto Company's website within seven days prior to the date of election in terms of SRO 1196(I)/2019 dated October 03, 2019.
- Copy of valid CNIC/passport/NTN

### 4. Payment of Cash Dividend Electronically (Mandatory Requirement)

In accordance with the provisions of Section 242 of the Companies Act and Companies (Distribution of Dividends), Regulation 2017, a listed company, is required to pay cash dividend to the shareholders ONLY through electronic mode directly into the bank account designated by the entitled shareholders.

Those shareholders who have still not provided their IBAN are once again requested to fill in "Electronic Credit Mandate Form" as available on the Company's website and send it duly signed along with a copy of valid CNIC to their respective CDC participant / CDC Investor account services (in case of shareholding in Book Entry Form) or to the Company's Share Registrar M/s. THK Associates (Private) Limited, Plot No. 32-C, Jami Commercial Street 2, D.H.A Phase VII, Karachi, 75500 (in case of shareholding in Physical Form).

### 5. Withholding tax on Dividend

- i. As per the provisions of Section 150 of the Income Tax Ordinance, 2001 ("Ordinance"), whereby, different rates are prescribed for deduction of withholding tax on the amount of dividend paid by the Companies.

The current rates are as follows:

- |     |   |     |
|-----|---|-----|
| (a) | Rate of tax deduction for persons who are appearing in the Active Taxpayer List     | 15% |
| (b) | Rate of tax deduction for persons who are not appearing in the Active Taxpayer List | 30% |

To enable the company to make tax deduction on the amount of cash dividend @15% instead of 30% all the shareholders whose names are not entered into the active tax-payer list (ATL) provided on the website of FBR, despite the fact that they are filers, are advised to make sure that their names are entered into ATL before the date for approval of the cash dividend i.e. October 15, 2024, otherwise tax on their cash dividend will be deducted @30% instead of 15%.

- ii. As per FBR's clarification, the valid Tax Exemption Certificate under Section 159 of the Ordinance is mandatory to claim exemption of withholding tax under Clause 47B of Part-IV of Second Schedule to the Ordinance. Those who fall in the category mentioned in above Clause must provide valid Tax Exemption Certificate to our Shares Registrar; otherwise tax will be deducted on dividend amount as per rates prescribed in Section 150 of the Ordinance.
- iii. For any query/issue/information, the shareholders may contact the Company and / or the Share Registrar THK Associates (Private) Limited, Plot No. 32-C, Jami Commercial Street 2, D.H.A Phase VII, Karachi, 75500
- iv. The corporate shareholders having CDC accounts are required to have their National Tax Number (NTN) updated with their respective participants, whereas, corporate physical shareholders should send a copy of their NTN certificate to Share Registrar i.e. M/s. THK Associates (Private) Limited. The shareholders while sending NTN or NTN Certificates, as the case may be, must quote Company name and their respective folio numbers.

- v. As per the clarification issued by FBR, withholding tax will be determined separately on “Filer/Non-Filer” status of principal shareholder as well as joint-holder(s) based on their shareholding proportions.

If the share is not ascertainable then each account holder will be assumed to hold equal proportion of shares and the deduction will be made accordingly. Therefore, all shareholders who hold shares jointly are required to provide shareholding proportions of principal shareholder and joint-holder(s) in respect of shares held by them to the Registrar and Share Transfer Agent in writing as follows:

Individual /Company Name	Folio/CDC Account No.	Total Shares	Principal Shareholder		Joint Shareholder	
			Name & NIC No.	Shareholding Proportion (No. of Shares)	Name & CNIC #	Shareholding Proportion (No. of Shares)

#### 6. Zakat deduction and Change of Address

Shareholders desiring to claim exemption from Zakat deduction may file their Declaration before the closing date of the books i.e. October 07, 2024, duly attested by Oath Commissioner on Stamp paper to Company’s Share Registrar, otherwise Company shall have to deduct Zakat according to the Zakat and Ushr Ordinance, 1980; and members are also requested to notify change in their addresses, if any, to our Share Registrar M/s. THK Associates (Private) Limited, Plot No. 32-C, Jami Commercial Street 2, D.H.A Phase VII, Karachi, 75500

#### 7. Submission of the CNIC/NTN details (Mandatory)

In accordance with the notification of the Securities and Exchange Commission of Pakistan (SECP) vide SRO 779(1)/2011 dated August 18, 2011 and SRO 83(1)/2012 dated July 5, 2012, dividend counters in electronic form should bear CNIC number of the registered member or the authorized person, except in case of minor(s) and corporate members. Accordingly, Members who have not yet submitted copy of their valid CNIC or NTN in case of corporate entities are requested to submit the same to the Company’s Share Registrar. In case of non-compliance, the Company shall withhold credit of dividend as per law.

#### 8. Deposit of physical shares into CDC Account

As per Section 72 of the Companies Act, 2017, every existing listed company shall be required to replace its physical shares with book-entry form in a manner as may be specified and from the date notified by the Commission.

The Shareholders having physical shareholding are encouraged to open CDC-account with any of the brokers or Investor Account Directly with CDC to place their physical shares into scrip form, this will facilitate them in many ways, including safe custody and sale of shares, any time they want, as the trading of physical shares is not permitted as per existing regulations of the Pakistan Stock Exchange.

#### 9. June Transmission of annual audited financial statements through QR enabled code and web link

The Company has circulated annual financial statements to its members through QR enabled code and web link. Printed copy of above referred statements can be provided to members upon request. Request form is available on the website of the Company, i.e. [www.thattacement.com](http://www.thattacement.com).

#### 10. Availability of audited financial statements on company’s website

The audited financial statements of the Company for the year ended June 30, 2024 has been made available on the Company’s Website [www.thattacement.com](http://www.thattacement.com) in addition to annual and quarterly financial statements of prior years.

## 11. Transmission of annual reports through e-mail

The SECP vide SRO 787(I)/2014 dated September 08, 2014 has been provided an option for shareholders to receive audited financial statements along with notice of annual general meeting electronically through email. Hence, members who are interested in receiving the annual reports and notice of annual general meeting electronically in future are requested to send their email addresses on the standard form placed on the Company's website [www.thattacement.com](http://www.thattacement.com). The Company shall, however, additionally provide hard copies of the annual report to such members, on request, free of cost.

## 12. Request from Video Conference Facility

In terms of SECP's circular no. 10 of 2014 read with provisions contained under section 132 and 134 of the Act, if the Company receives request/demand from members holding in aggregate 10% or more shareholding residing at a geographical location to participate in the meeting through video conference at least Seven (07) days prior to the date of meeting. The Company will arrange video conference facility in that city, subject to availability of such facility in that city.

The Company will intimate members regarding venue of the video-link facility at least two (02) days before the date of the general meeting along with complete information necessary to enable them to access the facility.

In this regard, please fill the following form and submit to the Registered Office of the Company seven (07) days before holding of the general meeting.

I/We \_\_\_\_\_ of \_\_\_\_\_ being a member of Thatta Cement Company Limited, holder of \_\_\_\_\_ Ordinary shares as per Registrar Folio No \_\_\_\_\_ hereby opt for video conference facility at \_\_\_\_\_.

\_\_\_\_\_  
Signature of Member



# STATEMENT OF MATERIAL FACTS UNDER SECTION 166(3) OF THE COMPANIES ACT, 2017

## Election of Directors

The term of office of the present Directors of the Company will expire on October 14, 2024. In term of Section 159 (1) of the Companies Act, 2017, the Board of Directors on September 10, 2024 has fixed the number of elected Directors at 7 (Seven) to be elected in the Annual General Meeting of the Company for the period of next three years.

Any person who seeks to contest the election to the office of a Director, whether he is retiring director or otherwise, shall file with the Company Secretary, at the Registered Office of the Company not later than fourteen (14) days before the date of Annual General Meeting, the following documents:

1. His/her Folio No./CDC investor Account No./CDC Participant No./Sub-Account No.
2. Notice of his/her intention to offer himself/herself for election of directors in term of Section 159(3) of the Act, together with the consent to act as a Director in Form 28 prescribed under Companies Act, 2017.
3. A detailed profile along with office address as required under SECP SRO 1196(I)/2019 dated October 03, 2019.
4. A director must be a member of the Company at the time of filing of his/her consent for contesting election of Directors except a person representing a member, which is not a natural person.
5. A declaration confirming that:
  - a) He/she is aware of his/her duties and powers under the relevant laws, Memorandum & Articles of Association of the Company and Listing Regulations of the Pakistan Stock Exchange; and
  - b) He/she is eligible to become a director of a listed company under any provisions of the Act, the Listed Companies (Code of Corporate Governance) Regulation, 2019 and any other applicable laws, rules and regulations.
6. Independent Director(s) will be elected through the process of election of Directors in terms of Section 159 of the Act and they shall meet the criteria laid down in Section 166 of the Act, and the Companies (Manner and Selection of Independent Directors) Regulations, 2018.

# کمپنیز ایکٹ 2017 کے سیکشن (3) 166 کے تحت اہم حقائق کا بیان

## ڈائریکٹرز کا انتخاب:

کمپنی کے موجودہ ڈائریکٹرز کی مدت 14 اکتوبر 2024 کو ختم ہوگی کمپنیز ایکٹ 2017 کے سیکشن (1) 159 کے تحت، بورڈ آف ڈائریکٹرز نے 10 ستمبر 2024 کو سالانہ اجلاس عام کے لیے اگلے تین سال کے لیے منتخب ڈائریکٹرز کی تعداد 7 (سات) مقرر کی ہے۔

کوئی بھی شخص جو ڈائریکٹر کے عہدے کے لیے انتخابات میں حصہ لینے کا ارادہ رکھتا ہے، چاہے وہ ریٹائرنگ ڈائریکٹر ہو یا دیگر، وہ کمپنی کے رجسٹرڈ دفتر میں کمپنی سیکرٹری کے ساتھ سالانہ اجلاس عام کی تاریخ سے کم از کم چودہ (14) یوم قبل درج ذیل دستاویزات جمع کروائے:

- ۱۔ فرد کا فوئیو نمبر سی سی سرمایہ کار اکاؤنٹ نمبر/سی سی پارٹنر شپ نمبر/سب اکاؤنٹ نمبر۔
- ۲۔ ایکٹ کے سیکشن (3) 159 کے تحت ڈائریکٹرز کے انتخابات میں خود کو پیش کرنے کی خواہش کا نوٹس، ساتھ ہی کمپنیز ایکٹ 2017 کے تحت فارم 28 میں ڈائریکٹر کے طور پر کام کرنے کی رضامندی۔
- ۳۔ ایس ای سی پی کے ایس آر او 1196(I)/2019 مورخہ 03 اکتوبر 2019 کے تحت درکار تفصیلی پروفائل اور دفتر کا پتہ۔
- ۴۔ ایک ڈائریکٹر کو انتخابات میں حصہ لینے کے لیے اپنی رضامندی داخل کروانے وقت کمپنی کا ممبر ہونا ضروری ہے، سوائے اس شخص کے جو کسی ممبر کی نمائندگی کر رہا ہو، جو حقیقی شخص نہ ہو۔
- ۵۔ ایک ڈکلیئریشن جس میں تصدیق کی گئی ہو کہ:
  - (a) وہ متعلقہ قوانین، کمپنی کے یادداشت و مضامین اور پاکستان اسٹاک ایکسچینج کے لسٹنگ ریگولیشنز کے تحت اپنے فرائض اور اختیارات سے آگاہ ہے؛ اور
  - (b) وہ کسی بھی ریگولیشن 2019 کے لسٹڈ کمپنیوں (کارپوریٹ گورننس کا کوڈ) کے تحت اور دیگر قابل اطلاق قوانین، قواعد اور ریگولیشنز کے تحت فہرست شدہ کمپنی کا ڈائریکٹر بننے کے لیے اہل ہے۔
- ۶۔ آزاد ڈائریکٹرز کا انتخاب ڈائریکٹرز کے انتخابات کے عمل کے ذریعے کیا جائے گا، جو کہ ایکٹ کے سیکشن 159 کے تحت ہوگا، اور انہیں ایکٹ کے سیکشن 166 اور کمپنیوں (آزاد ڈائریکٹرز کے انتخاب کا طریقہ) ریگولیشنز 2018 میں طے شدہ معیارات پر پورا اترنا ہوگا۔

#### ۱۰۔ کمپنی کی ویب سائٹ پر آڈٹ شدہ مالیاتی گوشواروں کی دستیابی:

کمپنی کے آڈٹ شدہ مالیاتی گوشوارے برائے اختتامیہ سال 30 جون 2024، کمپنی کی ویب سائٹ [www.thattacement.com](http://www.thattacement.com) پر دستیاب کر دیے گئے ہیں، اس کے علاوہ گذشتہ سالوں کے سالانہ اور سہ ماہی مالیاتی گوشوارے بھی موجود ہیں۔

#### ۱۱۔ سالانہ رپورٹس کی بذریعہ ای میل ترسیل:

SECP کی جانب سے 2014/1(787) SRO مورخہ 8 ستمبر 2014 کے تحت حصص یافتگان کو آڈٹ شدہ مالیاتی گوشواروں اور سالانہ عمومی اجلاس کے نوٹس کو الیکٹرانک طور پر بذریعہ ای میل وصول کرنے کا اختیار فراہم کیا گیا ہے۔ لہذا، جو ممبران مستقبل میں سالانہ رپورٹس اور سالانہ عمومی اجلاس کے نوٹس کو الیکٹرانک طور پر حاصل کرنے میں دلچسپی رکھتے ہیں، ان سے درخواست ہے کہ وہ کمپنی کی ویب سائٹ [www.thattacement.com](http://www.thattacement.com) پر موجود معیاری فارم پر اپنا ای میل ایڈریس فراہم کریں۔ تاہم کمپنی ان ممبران کی درخواست پر سالانہ رپورٹ کی طباعت شدہ کاپی بھی بلا قیمت فراہم کرے گی۔

#### ۱۲۔ ویڈیو کانفرنس کی سہولت کی درخواست

SECP کے سرکلر نمبر 10 برائے 2014 کے مطابق، اگر کمپنی کو 10 فیصد یا اس سے زیادہ حصص کی ملکیت رکھنے والے ممبران کی طرف سے جغرافیائی مقام سے ویڈیو کانفرنس کے ذریعے اجلاس میں شرکت کی درخواست/مطالبہ موصول ہوتا ہے تو یہ درخواست اجلاس کی تاریخ سے کم از کم سات (07) دن قبل موصول ہونی چاہئے۔ کمپنی اس شہر میں ویڈیو کانفرنس کی سہولت فراہم کرے گی، بشرطیکہ اس شہر میں ایسی سہولت دستیاب ہو۔

کمپنی ممبران کو ویڈیو لنک کی سہولت کی جگہ کی معلومات اجلاس عام کی تاریخ سے کم از کم دو (02) یوم قبل فراہم کرے گی، جس میں اس سہولت تک رسائی کے لیے ضروری مکمل معلومات بھی شامل ہوں گی۔

اس سلسلے میں، براہ کرم درج ذیل فارم پُر کر کے کمپنی کے رجسٹرڈ دفتر میں اجلاس عام کے انعقاد سے سات (07) یوم قبل جمع کروائیں۔

میں/ہم \_\_\_\_\_ بطور ممبر ٹھٹھے سینٹ کمپنی لمیٹڈ، حامل \_\_\_\_\_ عام حصص، جسٹر فولیو نمبر \_\_\_\_\_ کے تحت  
\_\_\_\_\_ میں ویڈیو کانفرنس کی سہولت کیلئے درخواست کرتا/کرتی ہوں۔

دستخط ممبر

یافتگان اپنے این ٹی این ٹی ٹیکسٹ کی کاپی شیئر رجسٹرار میسرز ٹی ایچ کے ایسوسی ایٹس (پرائیویٹ) لمیٹڈ کو ارسال کریں۔ حصص یافتگان جب این ٹی این ٹی این ٹی این ٹی ٹیکسٹ ارسال کریں تو کمپنی کا نام اور اپنا متعلقہ فون نمبر لازمی لکھیں۔

۷. فیڈرل بورڈ آف ریونیو کی جاری کردہ وضاحت کے مطابق، ود ہولڈنگ ٹیکس کا تعین بنیادی حصص یافتہ اور مشترکہ حصص یافتہ/حصص یافتگان کی ”فائل/نان فائل“ حیثیت پر مبنی ہوگا، اور یہ ان کے حصص کی ملکیت کے تناسب کے مطابق کیا جائے گا۔

اگر حصص کا تناسب معلوم نہ ہو تو یہ فرض کیا جائے گا کہ ہر اکاؤنٹ ہولڈر کے پاس مساوی تناسب میں حصص ہیں، اور ٹیکس کی کٹوتی اسی کے مطابق کی جائے گی۔ لہذا، تمام مشترکہ حاملان حصص، حصص یافتگان سے درخواست کی جاتی ہے کہ وہ بنیادی حصص یافتہ اور مشترکہ حصص یافتہ/حصص یافتگان کے حصص کی ملکیت کے تناسب کو تحریری طور پر رجسٹرار اور شیئر ٹرانسفر ایجنٹ کو فراہم کریں۔

مشترکہ حصص یافتہ		بنیادی حصص یافتہ		مجموعی حصص	فونڈ/سی ڈی سی اکاؤنٹ نمبر	افراد/کمپنی کا نام
حصص داری کا تناسب (حصص کی تعداد)	نام و شناختی کارڈ نمبر	حصص داری کا تناسب (حصص کی تعداد)	نام و شناختی کارڈ نمبر			

#### ۶۔ زکوٰۃ کی کٹوتی اور پینے کی تبدیلی:

وہ حصص یافتگان جو زکوٰۃ کی کٹوتی سے استثنیٰ کا دعویٰ کرنا چاہتے ہیں، وہ اپنی تصدیق شدہ ڈیکلیریشن کتابوں کی بندش کی تاریخ یعنی 17 اکتوبر 2024 سے پہلے کمپنی کے شیئر رجسٹرار کے پاس جمع کرائیں، جسے حلف نامہ پر اسٹامپ پیپر پر اوتھ کمشنر سے تصدیق کروایا گیا ہو۔ بصورت دیگر، کمپنی کو زکوٰۃ اور عسٹریٹس 1980 کے مطابق زکوٰۃ کی کٹوتی کرنی ہوگی۔ مزید برآں، ممبران سے گزارش ہے کہ اگر ان کے پتے میں کوئی تبدیلی ہو تو وہ ہمارے شیئر رجسٹرار میسرز ٹی ایچ کے ایسوسی ایٹس (پرائیویٹ) لمیٹڈ، پلاٹ نمبر C-32، جامی کمرشل اسٹریٹ 2، ڈی ایچ اے فیو VII، کراچی 75500 کو مطلع کریں۔

#### ۷۔ شناختی کارڈ/این ٹی این ٹی این کی تفصیلات جمع کروانا (لازمی):

سیکیورٹیز اینڈ ایکسچینج کمیشن آف پاکستان (SECP) کے نوٹیفکیشن SRO 779(1)/2011 مورخہ 18 اگست 2011 اور SRO 83(1)/2012 مورخہ 5 جولائی 2012 کے مطابق ڈویڈنڈ کی ادائیگی کیلئے الیکٹرانک فارم میں رجسٹرڈ ممبر یا مجاز شخص کا شناختی کارڈ نمبر درج ہونا ضروری ہے، ماسوائے نابالغ افراد اور کارپوریٹ ممبرز کے۔ لہذا، وہ ممبران جنہوں نے ابھی تک اپنا فعال شناختی کارڈ یا کارپوریٹ ادارہ کی صورت میں این ٹی این ٹی این جمع نہیں کروایا، ان سے درخواست کی جاتی ہے کہ وہ اپنی کاپی کمپنی کے شیئر رجسٹرار کو جمع کرائیں۔ عدم تعمیل کی صورت میں کمپنی قانون کے مطابق ڈویڈنڈ کی ادائیگی روکنے کی مجاز ہوگی۔

#### ۸۔ فزیکل شیئر زکوٰۃ سی ڈی سی اکاؤنٹ میں جمع کروانا:

کمپنی ایکٹ 2017 کے سیکشن 72 کے مطابق، ہر موجودہ فہرست شدہ کمپنی کو اپنے فزیکل شیئر زکوٰۃ مخصوص کردہ طریقے سے اور کمیشن کی جانب سے نوٹیفائی کردہ تاریخ سے بک انٹری فارم میں تبدیل کرنا ہوگا۔

فزیکل حصص کے حامل حصص یافتگان کو ہدایت دی جاتی ہے کہ وہ کسی بھی بروکر کے ذریعے سی ڈی سی اکاؤنٹ کھولوائیں یا براہ راست سی ڈی سی کے ساتھ انویسٹر اکاؤنٹ کھولیں تاکہ اپنے فزیکل حصص کو اسکرپ فارم میں منتقل کریں۔ یہ عمل ان کے لیے کئی طریقوں سے فائدہ مند ہوگا، بشمول حصص کی محفوظ تحویل اور کسی بھی وقت فروخت، کیونکہ پاکستان اسٹاک ایکسچینج کے موجودہ قوانین کے مطابق فزیکل حصص کی تجارت کی اجازت نہیں ہے۔

#### ۹۔ سالانہ آڈٹ شدہ مالیاتی گوشواروں کی QR کوڈ اور ویب لنک کے ذریعے ترسیل:

کمپنی نے اپنے ممبران کو سالانہ مالیاتی گوشوارے بذریعہ QR کوڈ اور ویب لنک فراہم کیے ہیں۔ مذکورہ گوشواروں کی طباعت شدہ کاپی ممبران کی درخواست پر فراہم کی جاسکتی ہے۔ درخواست فارم کمپنی کی ویب سائٹ [www.thattacement.com](http://www.thattacement.com) پر دستیاب ہے۔

### ۳۔ ڈائریکٹرز کے انتخابات:

کوئی بھی ممبر جو ڈائریکٹر کے انتخاب میں حصہ لینے کا ارادہ رکھتا ہو، چاہے وہ موجودہ ڈائریکٹر ہو یا کوئی اور، کمپنی کو سالانہ اجلاس عام کی تاریخ سے کم از کم چودہ (14) دن قبل نوٹس جمع کروائے، اور اس کے ساتھ درج ذیل دستاویزات بھی فراہم کرے:

- ☆ کمپنیز ایکٹ 2017 کے سیکشن (1) 167 کے تحت ڈائریکٹر کے طور پر کام کرنے کی رضامندی۔
- ☆ کارپوریٹ گورننس کوڈ اور کمپنیز ایکٹ 2017 میں درج فہرست کمپنی کے ڈائریکٹر کے طور پر کام کرنے کی اہلیت کے معیار کے تقاضوں کی مطابقت میں ایک اعلامیہ۔
- ☆ تفصیلی پروفائل اور دفتر کا پتہ، جو انتخاب کی تاریخ سے سات دن قبل کمپنی کی ویب سائٹ پر SRO 1196(I)/2019 مورخہ 3 اکتوبر 2019 کے تحت اپلوڈ کیا جائے گا۔
- ☆ درست شناختی کارڈ/ پاسپورٹ/ این ٹی این کی کاپی۔

### ۴۔ نقد ڈویڈنڈ کی ادائیگی بذریعہ الیکٹرانک طریقہ (لازمی شرط):

کمپنیز ایکٹ کے سیکشن 242 اور کمپنیز (ڈسٹری بیوشن آف ڈویڈنڈز) ریگولیشن 2017 کے تحت، ایک فہرست شدہ کمپنی پر لازم ہے کہ وہ حصص داران کو نقد ڈویڈنڈ صرف الیکٹرانک طریقے سے براہ راست ان کے نامزد کردہ بینک اکاؤنٹ میں منتقل کرے۔

وہ حصص یافتگان جنہوں نے ابھی تک اپنا آئی بی اے این فراہم نہیں کیا، ان سے ایک بار پھر درخواست کی جاتی ہے کہ کمپنی کی ویب سائٹ پر موجود "الیکٹرانک کریڈٹ میٹڈیٹ فارم" کو مکمل طور پر بھر کر، دستخط شدہ اور فعال شناختی کارڈ کی کاپی کے ساتھ اپنے متعلقہ سی ڈی سی پارٹیسیپٹ/سی ڈی سی انویسٹر اکاؤنٹ سروسز کو ارسال کریں (اگر شیئرز بک انٹری فارم میں ہوں) یا (اگر حصص فزیکل فارم میں ہوں) تو کمپنی کے شیئرز رجسٹرار میسرز ٹی ایچ کے ایسوسی ایٹس (پرائیویٹ) لمیٹڈ، پلاٹ نمبر 32-C، جامی کمرشل اسٹریٹ 2، ڈی ایچ اے فیڑا VII، کراچی 75500 کو ارسال کریں۔

### ۵۔ ڈویڈنڈ پر ود ہولڈنگ ٹیکس:

i. انکم ٹیکس آرڈیننس 2001 کے سیکشن 150 کے تحت، کمپنیوں کی طرف سے ادا کیے گئے ڈویڈنڈ کی رقم پر ود ہولڈنگ ٹیکس کی کٹوتی کی مختلف شرحیں مقرر ہیں۔ موجودہ شرحیں درج ذیل ہیں:

- |     |  |
|-----|--|
| (a) | ایسے افراد کے لیے جو فعال ٹیکس دہندگان کی فہرست (ATL) میں شامل ہیں، ٹیکس کٹوتی کی شرح: 15% |
| (b) | ایسے افراد کے لیے جو فعال ٹیکس دہندگان کی فہرست میں شامل نہیں ہیں، ٹیکس کٹوتی کی شرح: 30%  |

کمپنی کو ڈویڈنڈ کی رقم پر 30 فیصد کی بجائے 15 فیصد کی شرح سے ٹیکس کٹوتی کرنے کے لیے، تمام حصص یافتگان جن کے نام فیڈرل بورڈ آف ریونیو (FBR) کی ویب سائٹ پر موجود فعال ٹیکس دہندگان کی فہرست (ATL) میں درج نہیں ہیں، جبکہ وہ فالو کر رہے ہیں، انہیں مشورہ دیا جاتا ہے کہ وہ ڈویڈنڈ کی منظوری کی تاریخ یعنی 15 اکتوبر 2024 سے قبل اپنے نام ATL میں شامل کروائیں، بصورت دیگر ان کے نقد ڈویڈنڈ پر 15 فیصد کے بجائے 30 فیصد ٹیکس کٹوتی کی جائے گی۔

ii. فیڈرل بورڈ آف ریونیو کی وضاحت کے مطابق، ود ہولڈنگ ٹیکس سے استثنیٰ کا دعویٰ کرنے کے لیے آرڈیننس کے سیکشن 159 کے تحت فعال ٹیکس استثنیٰ شمولیت لازمی ہے، جیسا کہ آرڈیننس کے دوسرے شیڈول کے حصہ IV کی شق 47B میں بیان کیا گیا ہے۔ جن افراد کا تعلق مذکورہ شق کے تحت آتا ہے، وہ ہمارا شیئرز رجسٹرار کو فعال ٹیکس استثنیٰ شمولیت فراہم کریں؛ بصورت دیگر ڈویڈنڈ کی رقم پر ود ہولڈنگ ٹیکس کی کٹوتی آرڈیننس کے سیکشن 150 کے تحت مقررہ شرحوں کے مطابق کی جائے گی۔

iii. کسی بھی سوال، مسئلے یا معلومات کے لیے حصص یافتگان کمپنی یا شیئرز رجسٹرار میسرز ٹی ایچ کے ایسوسی ایٹس (پرائیویٹ) لمیٹڈ، پلاٹ نمبر 32-C، جامی کمرشل اسٹریٹ 2، ڈی ایچ اے فیڑا VII، کراچی 75500 سے رابطہ کر سکتے ہیں۔

iv. وہ کارپوریٹ حصص یافتگان جن کے پاس سی ڈی سی اکاؤنٹس ہیں، اپنے متعلقہ شرکاء کے ساتھ اپنا نمائندگی ٹیکس نمبر (این ٹی این) اپ ڈیٹ کروائیں، جبکہ کارپوریٹ فزیکل حصص

کمپنیز ایکٹ 2017 کے سیکشن (3) 166 کے تحت درکار بیان، نوٹس کے ساتھ اراکین کو ارسال کیا جا رہا ہے۔

ب۔ - خصوصی کاروبار:

۶۔ اور کسی بھی امور کو چیئرمین کی اجازت کے ساتھ زیر بحث لانا۔

بجلم بورڈ

محمد عابد خان

کمپنی سیکریٹری

کراچی: 24 ستمبر 2024

نوٹس:

۱۔ - حصص منتقلی کھاتوں کی بندش:

کمپنی کے حصص منتقلی کے کھاتے مورخہ 08 اکتوبر 2024 تا مورخہ 15 اکتوبر 2024 (بشمول ایام مذکورہ) بند رہیں گے۔ کاروبار کے آخری دن یعنی 07 اکتوبر 2024 تک ہمارے شیئر رجسٹرار/ٹرانسفر ایجنٹ میسرز ڈی ایچ کے ایسوس ایٹس (پرائیویٹ) لمیٹڈ، پلاٹ نمبر C-32، جامی کمرشل اسٹریٹ 2، ڈی ایچ اے فیو VII، کراچی 75500 کو موصول ہونے والی منتقلیوں کو بروقت تصدیق کیا جائے گا۔ ایسے افراد سالانہ اجلاس عام میں شرکت اور حصص داران کی جانب سے منظور کئے جانے کی صورت میں نقد ڈیوڈنڈ وصول کرنے کے حقدار ہوں گے۔

۲۔ - اجلاس عام میں شرکت:

کمپنی کا ایسا کوئی بھی ممبر جو اجلاس میں شرکت کرنے اور ووٹ ڈالنے کا حق رکھتا ہو اپنی جگہ کسی اور اجلاس میں شرکت اور حق رائے دہی کیلئے اپنا پراکسی مقرر کر سکتا ہے۔ پراکسی مقرر کرنے کیلئے لازم ہے کہ پراکسی کے کاغذات باقاعدہ دستخط شدہ اور ممبر کے ساتھ اجلاس شروع ہونے سے کم از کم 48 گھنٹے قبل کمپنی کے رجسٹرار دفتر کو موصول ہو جائیں۔ کوئی بھی ممبر ایک سے زائد پراکسی مقرر کرنے کا مجاز نہیں ہے۔ ممبر کے کمپیوٹر ڈیٹا کی شناختی کارڈ کی مصدقہ نقل فارم کے ساتھ لازماً منسلک کی جائے۔ دیگر متعلقہ معاملات کا اطلاق کمپنیز ایکٹ 2017 کے سیکشن 137 کے تحت ہوگا۔

حالیہ سی ڈی سی اکاؤنٹ کے لئے لازم ہے کہ سرکل نمبر 1 بابت 2000 از ایس ای سی پی مجریہ 26 جنوری 2000 کے مطابق درج ذیل ہدایات پر بھی عمل کریں۔

☆ اجلاس میں شرکت کیلئے:

- بصورت افراد، حامل اکاؤنٹ یا ذیلی اکاؤنٹ کے حامل اور/یا ایسے افراد جن کے پاس سیکورٹیز ڈیپازٹریٹ کے اکاؤنٹ کی صورت میں ہوں اور ان کی رجسٹریشن کی تفصیلات قواعد کے مطابق اپ لوڈ کی جا چکی ہوں پر لازم ہوگا کہ اجلاس میں شرکت کے وقت اپنی شناخت ثابت کرنے کیلئے اپنا اصل قومی شناختی کارڈ یا پاسپورٹ ہمراہ لے کر آئیں۔
- سینٹرل ڈپازٹری کمیٹی (سی ڈی سی) میں رجسٹرڈ شدہ ممبران سے بھی درخواست ہے کہ اپنے کوائف ہمراہ لے کر آئیں۔ آئی ڈی نمبر اور سینٹرل ڈپازٹری سسٹم (سی ڈی ایس) میں اپنا اکاؤنٹ نمبر۔
- بصورت کاروباری ادارہ، بورڈ آف ڈائریکٹرز کی قرارداد/پاور آف اٹارنی بمعہ نمونہ دستخط بھی پراکسی فارم کے ساتھ کمپنی میں جمع کروائے جائیں گے۔

☆ پراکسی کی تعیناتی کیلئے:

- بصورت افراد، حامل اکاؤنٹ یا ذیلی اکاؤنٹ کے حامل اور/یا ایسے افراد جن کے پاس سیکورٹیز ڈیپازٹریٹ کے اکاؤنٹ کی صورت میں ہوں اور ان کی رجسٹریشن کی تفصیلات قواعد کے مطابق اپ لوڈ کی جا چکی ہوں پر لازم ہوگا کہ مذکورہ بالا قواعد کے تحت اپنے پراکسی فارم جمع کروائیں۔
- پراکسی فارم پر دو افراد بطور واہ دستخط کریں گے اور فارم پر گواہوں کے دستخط کے ساتھ ساتھ ان کے نام، پتے اور قومی شناختی کارڈ کے نمبر کا درج ہونا لازم ہے۔
- پراکسی فارم کے ساتھ مستفید مالک اور پراکسی کے قومی شناختی کارڈ یا پاسپورٹ کی مصدقہ نقل منسلک کرنا بھی لازم ہے۔
- پراکسی کیلئے لازم ہے کہ اجلاس میں شرکت کے وقت اپنا اصل کمپیوٹر ڈیٹا کی شناختی کارڈ یا اصل پاسپورٹ ہمراہ لے کر آئے۔
- بصورت کاروباری ادارہ، بورڈ آف ڈائریکٹرز کی قرارداد/پاور آف اٹارنی بمعہ نمونہ دستخط بھی پراکسی فارم کے ساتھ کمپنی میں جمع کروائے جائیں گے۔

# نوٹس برائے سالانہ اجلاس عام

بذریعہ ہذا نوٹس دیا جاتا ہے کہ ٹھٹھہ سیمنٹ کمپنی لمیٹڈ کا سالانہ اجلاس عام بمقام بیچ لگٹری ہوٹل ایم ٹی خان روڈ، کراچی، مورخہ 15 اکتوبر 2024 صبح 11:00 بجے منعقد کیا جا رہا ہے جس میں درج ذیل امور زیر بحث لائے جائیں گے:

## الف۔ عمومی امور:

- ۱۔ حصص داران کے سالانہ اجلاس عام منعقدہ 26 اکتوبر 2023 کی شقوں کی توثیق کرنا۔
- ۲۔ مالی سال اختتامیہ 30 جون 2024 سے متعلق کمپنی کی آڈٹ شدہ مالیاتی دستاویزات بمعہ ڈائریکٹرز رپورٹ اور ان سے متعلق غیر جانبدار آڈیٹرز کی رپورٹ کو موصول کرنا، انہیں زیر غور لانا اور انہیں قبول کرنا۔

کمپنیز ایکٹ 2017 کے سیکشن 223 اور 21 مارچ 2023 کو جاری ہونے والے S.R.O. 389(I)/2023 مورخہ 21 مارچ 2023 کے تحت، کمپنی کے مالیاتی گوشوارے کمپنی کی ویب سائٹ پر اپلوڈ کر دیے گئے ہیں، جنہیں درج ذیل ویب لنک اور QR کوڈ کے ذریعے ڈاؤن لوڈ کیا جاسکتا ہے:

<p>QR Code</p> 	<p><a href="https://www.thattacement.com/Financial%20Statement.html">https://www.thattacement.com/Financial%20Statement.html</a></p>
--	--

## ۳۔ مالی سال اختتامیہ 30 جون 2024 کے لیے حتمی نقد ڈویڈنڈ پر غور، اعلان اور منظوری:

- (i) اکثریتی حصص داران (اسکائے پاک ہولڈنگ (پرائیویٹ) لمیٹڈ، المفتاح ہولڈنگ (پرائیویٹ) لمیٹڈ، گولڈن گلوب ہولڈنگ (پرائیویٹ) لمیٹڈ اور رائزنگ اسٹار ہولڈنگ (پرائیویٹ) لمیٹڈ کیلئے جو کہ مجموعی حصص کے 51 فیصد کے حامل ہیں)۔ کوئی نہیں۔
- (ii) اقلیتی حصص داران کیلئے (مذکورہ بالا کے علاوہ) نقد ڈویڈنڈ کی تجویز 10 فیصد یعنی فی حصص 1.00 روپے۔

بورڈ آف ڈائریکٹرز، اقلیتی حصص داران کے ڈویڈنڈ کی ادائیگی کو ترجیح دے کر چھوٹے سرمایہ کاروں کو ان کی سرمایہ کاری سے براہ راست نقد فوائد پہنچانے کو یقینی بناتے ہیں۔ اس کے برعکس، بڑے حصص داران کو ڈویڈنڈ ادا نہ کرنے کا انتخاب کر کے، کمپنی ان فنڈز کو بڑے پیمانے پر اثر انداز ہونے والی سرمایہ کاریوں اور حکمت عملی کے منصوبوں کی طرف منتقل کر سکتے ہیں۔ اکثریتی حصص داران پہلے ہی مالی سال 2024 کے لیے اپنے ڈویڈنڈ کے حق کو معاف کرنے پر رضامند ہو چکے ہیں۔

۴۔ مالی سال اختتامیہ 30 جون 2025 کے لیے کمپنی کے بیرونی آڈیٹرز کی تقرری اور ان کی معاوضے کا تعین کرنا۔ موجودہ آڈیٹرز میسرز BDO ابراہیم اینڈ کمپنی، چارٹرڈ اکاؤنٹنٹس، اپنی مدت پوری کر چکے ہیں اور دوبارہ تقرری کے اہل ہونے کے ناطے، خود کو دوبارہ تقرری کے لیے پیش کرتے ہیں۔

۵۔ کمپنیز ایکٹ 2017 کے سیکشن 159 کے تحت، بورڈ آف ڈائریکٹرز کی جانب سے تین سال کی مدت کیلئے کمپنی کے سات (7) ڈائریکٹرز کا انتخاب کرنا۔ ریٹائر ہونے والے

ڈائریکٹرز درج ذیل ہیں:

- ☆ جناب خواجہ محمد سلمان یونس
- ☆ جناب کامران منیر انصاری
- ☆ جناب سلیم زمیندار
- ☆ جناب نور محمد
- ☆ جناب علام الدین بلو
- ☆ محترمہ شائستہ بانو گیلانی
- ☆ محترمہ ناہیدہ میمن

**INDEPENDENT AUDITOR'S REVIEW REPORT TO THE MEMBERS OF THATTA CEMENT COMPANY LIMITED ON THE STATEMENT OF COMPLIANCE CONTAINED IN LISTED COMPANIES (CODE OF CORPORATE GOVERNANCE) REGULATIONS, 2019**

We have reviewed the enclosed Statement of Compliance with the Listed Companies (Code of Corporate Governance) Regulations, 2019 (the Regulations) prepared by the Board of Directors of Thatta Cement Company Limited (the Company) for the year ended June 30, 2024 in accordance with the requirements of regulation 36 of the Regulations.

The responsibility for compliance with the Regulations is that of the Board of Directors of the Company. Our responsibility is to review whether the Statement of Compliance reflects the status of the Company's compliance with the provisions of the Regulations and report if it does not and to highlight any non-compliance with the requirements of the Regulations. A review is limited primarily to inquiries of the Company's personnel and review of various documents prepared by the Company to comply with the Regulations.

As a part of our audit of the financial statements we are required to obtain an understanding of the accounting and internal control systems sufficient to plan the audit and develop an effective audit approach. We are not required to consider whether the Board of Directors' statement on internal control covers all risks and controls or to form an opinion on the effectiveness of such internal controls, the Company's corporate governance procedures and risks.

The Regulations require the Company to place before the Audit Committee, and upon recommendation of the Audit Committee, place before the Board of Directors for their review and approval, its related party transactions and also ensure compliance the requirements of section 208 of the companies Act, 2017. We are only required and have ensured compliance of this requirement to the extent of the approval of the related party transactions by the Board of Directors upon recommendation of the Audit Committee.

Based on our review, nothing has come to our attention which causes us to believe that the Statement of Compliance does not appropriately reflect the Company's compliance, in all material respects, with the requirements contained in the Regulations as applicable to the Company for the year ended June 30, 2024.

Further, we highlight below instances of non-compliance with the requirements of the Regulations as reflected in the paragraph reference where these are stated in the Statement of Compliance:

S. No.	Paragraph reference	Description
(i)	19	that the Chief Financial Officer is also working as the Company Secretary of the Company.
(ii)	29	that the Company does not have separate nomination committee.

KARACHI

DATED: SEPTEMBER 23, 2024

UDIN: CR202410166zeMjJ3KQI

  
CHARTERED ACCOUNTANTS  
Engagement Partner: Tariq Feroz Khan



## **Statement of Compliance with Listed Companies [Code of Corporate Governance] Regulations, 2019 For the year ended June 30, 2024**

The Company has complied with the requirements of the Regulations in the following manner:

1. The total number of directors are seven as per the following details:
  - a. Male: five
  - b. Female: two
2. The composition of the board is as follows:

Independent Directors:	four
Other Non-Executive Directors:	two
Executive Director:	one
Female Director:	two
3. The Directors have confirmed that none of them is serving as a Director in more than seven listed companies, including this Company;
4. The Company has prepared a 'Code of Conduct 'and has ensured that appropriate steps have been taken to disseminate it throughout the company along with its supporting policies and procedures;
5. The Board has developed a vision/mission statement, overall corporate strategy and significant policies of the company. The Board has ensured that complete record of particulars of the significant policies along with their date of approval or updating is maintained by the company;
6. All the powers of the Board have been duly exercised and decisions on relevant matters have been taken by the Board/Shareholders as empowered by the relevant provisions of the Companies Act, 2017 ['Act'] and these Regulations;
7. The meetings of the Board were presided over by the Chairman and, in his absence, by a director elected by the Board for this purpose. The Board has complied with the requirements of Act and the Regulations with respect to frequency, recording and circulating minutes of meeting of the Board;
8. The board have a formal policy and transparent procedures for remuneration of directors in accordance with the Act and these Regulations;
9. The Board has arranged Directors' Training program for the following:

Mr. Khawaja Muhammad Salman Younis - Chairman  
Mr. Kamran Munir Ansari - Chief Executive  
Ms. Naheed Memon - Director  
Mr. Saleem Zamindar - Director  
Mr. Noor Muhammad - Director
10. The Board has approved appointment of chief financial officer, company secretary and head of internal audit, including their remuneration and terms and conditions of employment and complied with relevant requirements of the Regulations;
11. Chief financial officer and chief executive officer duly endorsed the financial statements before approval of the Board;
12. The board has formed following Committees as required under CCG, 2019 which comprises of members given below:

<b>Name of Members</b>	<b>Audit Committee</b>
1. Ms. Naheed Memon	Chairperson of Committee
2. Mr. Khawaja Muhammad Salman Younis	Member
3. Mr. Saleem Zamindar	Member

<b>Name of Members</b>	<b>Human Resource and Remuneration Committee</b>
1. Mr. Khawaja Muhammad Salman Younis	Member
2. Mr. Noor Muhammad	Member
3. Mr. Kamran Munir Ansari	Member

13. The terms of reference of the aforesaid committees have been formed, documented and advised to the committee for compliance;

14. The frequency of meetings of the committee were as per following:

<b>Name of Committee</b>	<b>Number of Meetings held during year from July 1, 2023 to June 30, 2024</b>
Audit Committee	Four
Human Resource and Remuneration Committee	One

15. The Board has outsourced the internal audit function and also appointed a Head of Internal Audit who are suitably qualified and experienced for the purpose and are conversant with the policies and procedures of the Company;

16. The statutory auditors of the company have confirmed that they have been given a satisfactory rating under the Quality Control Review program of the Institute of Chartered Accountants of Pakistan and registered with Audit Oversight Board of Pakistan, that they and all their partners are in compliance with International Federation of Accountants (IFAC) guidelines on code of ethics as adopted by the Institute of Chartered Accountants of Pakistan and that they and the partners of the firm involved in the audit are not a close relative (spouse, parent, dependent and non-dependent children) of the chief executive officer, chief financial officer, head of internal audit, company secretary or director of the company;

17. The statutory auditors or the persons associated with them have not been appointed to provide other services except in accordance with the Act, these Regulations or any other regulatory requirement and the auditors have confirmed that they have observed IFAC guidelines in this regard;

18. We confirm that all requirements of regulations 3, 6, 7, 8, 27, 32, 33 and 36 of the Regulations have been complied with.

19. Explanation for non-compliance with requirements, other than regulations 3, 6, 7, 8, 27, 32, 33 and 36 (non-mandatory requirements) are noted below:

<b>S. No.</b>	<b>Requirement</b>	<b>Explanation</b>	<b>Reg. No.</b>
1.	The same person shall not simultaneously hold office of chief financial officer and the company secretary of a listed company.	As the Regulations allow the Companies to either comply or explain the reason otherwise, therefore, the Company has adopted explanation approach as the management is of the view that current Chief Financial Officer and Company Secretary is suitably qualified and professionally capable to act and fulfill the duties and responsibilities of both the roles. In addition, it is also a cost effective measure which is in the best interest of the shareholders of the Company,	24

		therefore, hiring separate persons for both positions are not feasible.	
2.	The Board may constitute a separate committee, designated as the nomination committee, of such number and class of directors, as it may deem appropriate in its circumstances.	Since the constitution of the Committee is non-mandatory, therefore the responsibilities prescribed for the nomination Committee are being taken care of by the Board of Directors	29




---

**Kamran Munir Ansari**  
Chief Executive Officer

Karachi: August 20, 2024




---

**Saleem Zamindar**  
Director



UNCONSOLIDATED FINANCIAL STATEMENTS  
OF  
THATTA CEMENT COMPANY LIMITED  
FOR THE YEAR ENDED  
JUNE 30, 2024



Tel: +92 21 3568 3030  
Fax: +92 21 3568 4239  
www.bdo.com.pk

2nd Floor, Block-C  
Lakson Square, Building No.1  
Sarwar Shaheed Road  
Karachi-74200  
Pakistan

## DRAFT

### INDEPENDENT AUDITOR'S REPORT TO THE MEMBERS OF THATTA CEMENT COMPANY LIMITED

#### Report on the Audit of the Unconsolidated Financial Statements

#### Opinion

We have audited the annexed unconsolidated financial statements of **THATTA CEMENT COMPANY LIMITED** (the Company), which comprise the unconsolidated statement of financial position as at June 30, 2024, and the unconsolidated statement of profit or loss, the unconsolidated statement of comprehensive income, the unconsolidated statement of changes in equity, the unconsolidated statement of cash flows for the year then ended, and notes to the unconsolidated financial statements, including a summary of material accounting policies and other explanatory information, and we state that we have obtained all the information and explanations which, to the best of our knowledge and belief, were necessary for the purposes of the audit.

In our opinion and to the best of our information and according to the explanations given to us, the unconsolidated statement of financial position, the unconsolidated statement of profit or loss, the unconsolidated statement of comprehensive income, the unconsolidated statement of changes in equity and the unconsolidated statement of cash flows together with the notes forming part thereof conform with the accounting and reporting standards as applicable in Pakistan and give the information required by the Companies Act, 2017 (XIX of 2017), in the manner so required and respectively give a true and fair view of the state of the Company's affairs as at June 30, 2024 and of the profit and other comprehensive income, its cash flows and the changes in equity for the year then ended.

#### Basis for Opinion

We conducted our audit in accordance with International Standards on Auditing (ISAs) as applicable in Pakistan. Our responsibilities under those standards are further described in the Auditor's Responsibilities for the Audit of the unconsolidated financial statements section of our report. We are independent of the Company in accordance with the International Ethics Standards Board for Accountants' Code of Ethics for Professional Accountants as adopted by the Institute of Chartered Accountants of Pakistan (the Code) and we have fulfilled our other ethical responsibilities in accordance with the Code. We believe that the audit evidence we have obtained is sufficient and appropriate to provide a basis for our opinion.

#### Key Audit Matters

Key audit matters are those matters that, in our professional judgment, were of most significance in our audit of the unconsolidated financial statements of the current year. These matters were addressed in the context of our audit of the unconsolidated financial statements as a whole, and in forming our opinion thereon, and we do not provide a separate opinion on these matters.



Following are the Key audit matters:

S. No	Key audit matters	How the matter was addressed in our audit
1.	<p><b>Contingencies</b></p> <p>As disclosed in note 28 to the unconsolidated financial statements. The Company has contingent liabilities and tax litigations in respect of income and sales tax matters, which are pending adjudication at different levels with the taxation authorities and other legal forums.</p> <p>Contingencies require management to make judgments and estimates in relation to the interpretation of laws, statutory rules, regulations and the probability of outcome and financial impact, if any, on the Company for disclosure and recognition and measurement of any provision that may be required against such contingencies.</p> <p>Due to significance of amounts involved, inherent uncertainties with respect to the outcome of matters and use of significant management judgments and estimates to assess the same including related financial impacts, we considered contingent liabilities and tax related litigations, a key audit matter.</p>	<p>We undertook number of procedures to verify the appropriateness of contingencies in the unconsolidated financial statements. This included, among others:</p> <ul style="list-style-type: none"> <li>• We discussed the progress of each case and the Company's estimate of the cost involved;</li> <li>• We reviewed the key elements and basis used by management while challenging reasonableness of the cost estimates;</li> <li>• We obtained confirmations from legal advisors for current status on pending previous cases and any new case filed during the year;</li> <li>• Checked orders by relevant authority on previous lawsuits / cases which are being disclosed in the unconsolidated financial statement</li> <li>• Made an assessment of likelihood of occurrence of such events and impact on the unconsolidated financial statements.</li> <li>• We reviewed the adequacy of the related disclosures in the unconsolidated financial statements in accordance with applicable financial reporting framework.</li> </ul>

S. No	Key audit matters	How the matter was addressed in our audit
2.	Increase in Revenue	
	<p>As disclosed in note 29 to the unconsolidated financial statements, Gross Revenue for the year has increased from prior year by Rs. 2,817.122 million (39.34%)</p> <p>We identified increase in revenue as key audit matter because the increase is material to the unconsolidated financial statements and because of the potential risk that revenue and related risk may not be accurately recorded, recognized in the appropriate period, and not properly disclosed in the financial statements.</p>	<p>Our audit procedures to assess the recognition of revenue, amongst others, included the following:</p> <ul style="list-style-type: none"> <li>• Obtained and understanding of process relating to recognition of revenue and testing the design and implementation of key internal controls over recording of revenue;</li> <li>• Tested a sample of revenue transactions recorded around the year end with the sales orders, sales invoices, delivery documents and other relevant underlying documentation to assess if the related revenue was recorded in the appropriate accounting period;</li> <li>• Performed cut-off procedures to ensure that the revenue is recorded in correct accounting period.</li> <li>• Compared the details of a sample of journal entries posted to revenue accounts during the year, meeting with the relevant underlying documentation;</li> <li>• We reviewed the adequacy of the related disclosures in the unconsolidated financial statements in accordance with applicable financial reporting framework.</li> </ul>



### **Information Other than the Unconsolidated Financial Statements and Auditor's Report Thereon**

Management is responsible for the other information. The other information comprises the information included in the annual report but does not include the unconsolidated financial statements and our auditor's report thereon.

Our opinion on the unconsolidated financial statements does not cover the other information and we do not express any form of assurance conclusion thereon.

In connection with our audit of the unconsolidated financial statements, our responsibility is to read the other information and, in doing so, consider whether the other information is materially inconsistent with the unconsolidated financial statements or our knowledge obtained in the audit or otherwise appears to be materially misstated. If, based on the work we have performed, we conclude that there is a material misstatement of this other information, we are required to report that fact. We have nothing to report in this regard.

### **Responsibilities of Management and Board of Directors for the Unconsolidated Financial Statements**

Management is responsible for the preparation and fair presentation of the unconsolidated financial statements in accordance with the accounting and reporting standards as applicable in Pakistan and the requirements of Companies Act, 2017 (XIX of 2017) and for such internal control as management determines is necessary to enable the preparation of unconsolidated financial statements that are free from material misstatement, whether due to fraud or error.

In preparing the unconsolidated financial statements, management is responsible for assessing the Company's ability to continue as a going concern, disclosing, as applicable, matters related to going concern and using the going concern basis of accounting unless management either intends to liquidate the Company or to cease operations, or has no realistic alternative but to do so.

Board of directors are responsible for overseeing the Company's financial reporting process.

### **Auditor's Responsibilities for the Audit of the Unconsolidated Financial Statements**

Our objectives are to obtain reasonable assurance about whether the unconsolidated financial statements as a whole are free from material misstatement, whether due to fraud or error, and to issue an auditor's report that includes our opinion. Reasonable assurance is a high level of assurance, but is not a guarantee that an audit conducted in accordance with ISAs as applicable in Pakistan will always detect a material misstatement when it exists.





Misstatements can arise from fraud or error and are considered material if, individually or in the aggregate, they could reasonably be expected to influence the economic decisions of users taken on the basis of these unconsolidated financial statements. As part of an audit in accordance with ISAs as applicable in Pakistan, we exercise professional judgment and maintain professional skepticism throughout the audit. We also:

- Identify and assess the risks of material misstatement of the unconsolidated financial statements, whether due to fraud or error, design and perform audit procedures responsive to those risks, and obtain audit evidence that is sufficient and appropriate to provide a basis for our opinion. The risk of not detecting a material misstatement resulting from fraud is higher than for one resulting from error, as fraud may involve collusion, forgery, intentional omissions, misrepresentations, or the override of internal control.
- Obtain an understanding of internal control relevant to the audit in order to design audit procedures that are appropriate in the circumstances, but not for the purpose of expressing an opinion on the effectiveness of the Company's internal control.
- Evaluate the appropriateness of accounting policies used and the reasonableness of accounting estimates and related disclosures made by management.
- Conclude on the appropriateness of management's use of the going concern basis of accounting and, based on the audit evidence obtained, whether a material uncertainty exists related to events or conditions that may cast significant doubt on the Company's ability to continue as a going concern. If we conclude that a material uncertainty exists, we are required to draw attention in our auditor's report to the related disclosures in the unconsolidated financial statements or, if such disclosures are inadequate, to modify our opinion. Our conclusions are based on the audit evidence obtained up to the date of our auditor's report. However, future events or conditions may cause the Company to cease to continue as a going concern.
- Evaluate the overall presentation, structure and content of the unconsolidated financial statements, including the disclosures, and whether the unconsolidated financial statements represent the underlying transactions and events in a manner that achieves fair presentation.

We communicate with the board of directors regarding, among other matters, the planned scope and timing of the audit and significant audit findings, including any significant deficiencies in internal control that we identify during our audit.

We also provide the board of directors with a statement that we have complied with relevant ethical requirements regarding independence, and to communicate with them all relationships and other matters that may reasonably be thought to bear on our independence, and where applicable, related safeguards.



From the matters communicated with the board of directors, we determine those matters that were of most significance in the audit of the unconsolidated financial statements of the current year and are therefore the key audit matters. We describe these matters in our auditor's report unless law or regulation precludes public disclosure about the matter or when, in extremely rare circumstances, we determine that a matter should not be communicated in our report because the adverse consequences of doing so would reasonably be expected to outweigh the public interest benefits of such communication.

#### **Report on Other Legal and Regulatory Requirements**

Based on our audit, we further report that in our opinion:


- a) proper books of account have been kept by the Company as required by the Companies Act, 2017 (XIX of 2017);
- b) the statement of financial position, the statement of profit or loss, the statement of comprehensive income, the statement of changes in equity and the statement of cash flows together with the notes thereon have been drawn up in conformity with the Companies Act, 2017 (XIX of 2017) and are in agreement with the books of account and returns;
- c) investments made, expenditure incurred and guarantees extended during the year were for the purpose of the Company's business; and
- d) in our opinion, no zakat was deductible at source under the Zakat and Ushr Ordinance, 1980.

The engagement partner on the audit resulting in this independent auditor's report is Tariq Feroz Khan.

KARACHI

DATED:

UDIN:

  
BDO EBRAHIM & CO.  
CHARTERED ACCOUNTANTS

# THATTA CEMENT COMPANY LIMITED

UNCONSOLIDATED FINANCIAL STATEMENTS

FOR THE YEAR ENDED JUNE 30, 2024

**Thatta Cement Company Limited**  
**Unconsolidated Statement of Financial Position**  
**As at June 30, 2024**

		June 30, 2024	June 30, 2023
	Note	----- Rupees in thousands -----	
<b>ASSETS</b>			
<b>NON-CURRENT ASSETS</b>			
Property, plant and equipment	6	2,219,818	1,838,811
Intangibles	7	2,925	4,095
Long term investment in subsidiary	8	299,158	299,158
Long term deposits	9	5,125	5,125
Gratuity fund asset	22.2.7	23,100	23,100
		<b>2,550,126</b>	<b>2,170,289</b>
<b>CURRENT ASSETS</b>			
Stores, spare parts and loose tools	10	176,343	187,776
Stock-in-trade	11	243,941	933,536
Trade debts	12	138,875	424,518
Advances	13	25,474	48,104
Deposits and prepayments	14	7,300	5,542
Short term investment	15	1,190,825	223,715
Other receivables and accrued mark-up	16	340,081	16,430
Taxation-net	17	-	66,000
Cash and bank balances	18	2,953,616	667,071
		<b>5,076,455</b>	<b>2,572,692</b>
<b>TOTAL ASSETS</b>		<b>7,626,581</b>	<b>4,742,981</b>
<b>EQUITY AND LIABILITIES</b>			
<b>SHAREHOLDERS' EQUITY</b>			
Authorized capital	19	2,000,000	2,000,000
Issued, subscribed and paid-up capital	19	847,181	997,181
Capital reserve	20	99,718	99,718
Revenue reserve	20	3,262,289	1,887,810
		<b>4,209,188</b>	<b>2,984,709</b>
<b>NON-CURRENT LIABILITIES</b>			
Long term deposits	21	22,787	2,787
Employee benefits	22	-	19,694
Deferred taxation	23	349,364	278,073
		<b>372,151</b>	<b>300,554</b>
<b>CURRENT LIABILITIES</b>			
Trade and other payables	24	2,165,615	1,236,387
Unclaimed dividend	25	1,933	1,957
Accrued mark-up	26	11,911	12,765
Taxation- net	17	668,134	-
Short term borrowings	27	197,649	206,609
		<b>3,045,242</b>	<b>1,457,718</b>
<b>TOTAL EQUITY AND LIABILITIES</b>		<b>7,626,581</b>	<b>4,742,981</b>
<b>CONTINGENCIES AND COMMITMENTS</b>	28		

The annexed notes from 1 to 48 form an integral part of these unconsolidated financial statements.



CHIEF FINANCIAL OFFICER



CHIEF EXECUTIVE



DIRECTOR


**Thatta Cement Company Limited**  
**Unconsolidated Statement of Profit or Loss**  
**For the year ended June 30, 2024**

		June 30, 2024	June 30, 2023
	Note	----- Rupees in thousands -----	
Sales - gross		9,977,643	7,160,521
Sales tax and federal excise duty		(2,456,066)	(1,750,389)
Sales - net	29	7,521,577	5,410,132
Cost of sales	30	(5,357,851)	(4,989,620)
Gross profit		2,163,726	420,512
Selling and distribution cost	31	(54,805)	(88,498)
Administrative expenses	32	(143,358)	(144,299)
		1,965,563	187,715
Other operating expenses	33	(183,479)	(31,021)
Operating profit		1,782,084	156,694
Other income	34	744,194	258,692
Finance cost	35	(53,291)	(50,858)
<b>Profit before taxation</b>		<b>2,472,987</b>	364,528
Taxation	36	(971,950)	(115,451)
<b>Profit after taxation</b>		<b>1,501,037</b>	249,077
<b>Earnings per share - basic and diluted (Rupees) - Restated</b>	37	<b>16.40</b>	2.72

The annexed notes from 1 to 48 form an integral part of these unconsolidated financial statements.



CHIEF FINANCIAL OFFICER



CHIEF EXECUTIVE



DIRECTOR


**Thatta Cement Company Limited**  
**Unconsolidated Statement of Comprehensive Income**  
**For the year ended June 30, 2024**

	June30, 2024	June30, 2023
	----- Rupees in thousands -----	
Profit for the year	1,501,037	249,077
<b>Other comprehensive income:</b>	-	-
Items that will not be subsequently reclassified to profit or loss		
Loss on remeasurement of defined benefit liability	-	(4,677)
<b>Total comprehensive income for the year</b>	<b>1,501,037</b>	<b>244,400</b>

The annexed notes from 1 to 48 form an integral part of these unconsolidated financial statements.



\_\_\_\_\_  
**CHIEF FINANCIAL OFFICER**



\_\_\_\_\_  
**CHIEF EXECUTIVE**



\_\_\_\_\_  
**DIRECTOR**

**Thatta Cement Company Limited**  
**Unconsolidated Statement of Cash Flows**  
**For the year ended June 30, 2024**

	June 30, 2024	June 30, 2023
----- Rupees in thousands -----		
<b>CASH FLOWS FROM OPERATING ACTIVITIES</b>		
<b>Profit before taxation</b>	2,472,987	364,528
<b>Adjustment for income and expenses:</b>		
Depreciation on property, plant and equipment	6.1.2 142,803	137,750
Depreciation on right-of-use-assets	32 -	3,766
Amortization on intangibles	32 1,170	1,170
Provision for obsolete and slow moving of major stores and spares	30 5,646	4,650
Reversal of provision for obsolete and slow moving stores and spares	34 (6,217)	6,012
Finance cost	35 53,291	50,858
Provision for gratuity	22.2.11 -	(52,004)
(Reversal) / provision for leave encashment	(18,166)	4,103
Provision for loss allowance	-	233
Workers' Welfare Fund	33 50,473	7,440
Workers' Profit Participation Fund	33 132,823	19,579
Other charge	575	-
Gain on sale of property, plant and equipment	34 (48,569)	(3,658)
	313,829	179,899
<b>Operating cash flows before working capital changes</b>	2,786,816	544,427
<b>(Increase) / decrease in current assets</b>		
Store, spare parts and loose tools	17,650	73,965
Stock-in-trade	689,595	(370,333)
Trade debts	285,643	99,396
Advances	22,630	342
Deposits and prepayments	(1,758)	(216)
Other receivable and accrued mark-up	(323,651)	(4,370)
	690,109	(201,216)
<b>(Decrease) / increase in current liabilities</b>		
Trade and other payables	772,951	(75,917)
<b>Cash generated from operations</b>	4,249,876	267,294
Finance cost paid	(52,279)	(44,831)
Gratuity paid	22.2.9 -	(10,000)
Lease rentals paid	-	(5,020)
Leave encashment paid	(1,528)	(2,998)
Workers' Welfare Fund paid	(8,015)	(3,760)
Workers' Profit Participation Fund paid	24.4 (21,445)	(9,037)
Income tax paid- net	19 (166,525)	(34,089)
<b>Net cash generated from operating activities</b>	4,000,084	157,559
<b>CASH FLOWS FROM INVESTING ACTIVITIES</b>		
Addition in property plant & equipment	(530,860)	(62,746)
Short term investment - net	(967,110)	250,000
Loan to subsidiary	-	95,846
Long term deposit - assets	-	(1,329)
Long term deposit - liabilities	20,000	-
Proceeds from sale of property, plant and equipment	49,973	5,257
<b>Net cash (used in) / generated from investing activities</b>	(1,427,997)	287,028
<b>CASH FLOWS FROM FINANCING ACTIVITIES</b>		
Dividend paid	(24)	(15)
Buy back of shares	(276,558)	-
Net cash used in financing activities	(276,582)	(15)
<b>Net increase in cash and cash equivalents</b>	2,295,505	444,572
Cash and cash equivalents at the beginning of the year	460,462	15,890
<b>Cash and cash equivalents at the end of the year</b>	39 2,755,967	460,462

The annexed notes from 1 to 48 form an integral part of these unconsolidated financial statements.



CHIEF FINANCIAL OFFICER



CHIEF EXECUTIVE



DIRECTOR


**Thatta Cement Company Limited**  
**Unconsolidated Statement of Changes in Equity**  
**For the year ended June 30, 2024**

	Reserves					Total
	Capital Reserves	Revenue reserves			Total	
	Share premium	Actuarial loss on remeasurement of defined benefit liability	Share premium	Accumulated profit		
----- Rupees in thousands -----						
<b>Balance as at July 1, 2022</b>	997,181	99,718	(20,427)	1,663,837	1,643,410	2,740,309
Total comprehensive loss for the quarter						
Profit for the year				249,077	249,077	249,077
Other comprehensive loss for the year	-	-	(4,677)	-	(4,677)	(4,677)
<b>Balance as at June 30, 2023</b>	997,181	99,718	(25,104)	1,912,914	1,887,810	2,984,709
<b>Balance as at July 1, 2023</b>	997,181	99,718	(25,104)	1,912,914	1,887,810	2,984,709
Total comprehensive profit for the year						
Profit for the year	-	-	-	1,501,037	1,501,037	1,501,037
Other comprehensive loss for the year	-	-	-	-	-	-
Buy back of shares	(150,000)	-	-	(126,558)	(126,558)	(276,558)
<b>Balance as at June 30, 2024</b>	847,181	99,718	(25,104)	3,287,393	3,262,289	4,209,188

The annexed notes from 1 to 48 form an integral part of these unconsolidated financial statements.



CHIEF FINANCIAL OFFICER



CHIEF EXECUTIVE



DIRECTOR



**Thatta Cement Company Limited**  
**Notes to the Unconsolidated Financial Statements**  
**For the year ended June 30, 2024**

---

**1 STATUS AND NATURE OF BUSINESS**

Thatta Cement Company Limited ("the Company") was incorporated in Pakistan in 1980 as a public limited company under the repealed Companies Act, 1913 (now the Companies Act, 2017) and is listed on Pakistan Stock Exchange in 2008. The Company's main business activity is manufacturing and marketing of clinker and cement.

**1.2** The Company owns 62.43% shareholding of Thatta Power (Private) Limited (the Subsidiary Company). Thatta Power (Private) Limited has only class of shares and all shares have equal voting rights. The principal business of the Subsidiary Company is

**1.3** These financial statements represent standalone financial statements of the Company in which investment in subsidiary has been accounted for at cost less accumulated impairment losses, if any. The consolidated financial statements of the Company and its subsidiary has been presented separately. Details of investment held by the Company in the Subsidiary Company has been given in note 9.

**1.4** VIS Credit Rating Company Limited (VIS), has assigned the entity ratings of 'A-/A-2 (Single A Minus/A Two) to Thatta Cement Company Limited with a stable outlook.

**2 GEOGRAPHICAL LOCATION AND ADDRESSES OF BUSINESS UNITS**

The registered office of the Company is situated at CL/5-4, State Life Building No. 10, Abdullah Haroon Road, Karachi, Pakistan. The production facility of the Company is located at Ghulamullah Road, Makli, District Thatta, Sindh.

**3 BASIS OF PREPARATION**

**3.1 Statement of Compliance**

These unconsolidated financial statements have been prepared in accordance with the accounting and reporting standards as applicable in Pakistan. The accounting and reporting standards applicable in Pakistan comprise of :

International Financial Reporting Standards (IFRS) issued by the International Accounting Standards Board ( IASB ) as notified under the Companies Act , 2017; and

Provisions of and directives issued under the Companies Act, 2017.

Where provisions of and directives issued under the Companies Act, 2017 differ from the IFRS Standards, the provisions of and directives issued under the Companies Act, 2017 have been followed.

**3.2 Basis of measurement**

These unconsolidated financial statements have been prepared under the historical cost basis, except as disclosed in the relevant accounting policies in note 5 to the unconsolidated financial statements.

These unconsolidated financial statements have been prepared following accrual basis of accounting except for cash flows information.

**3.3 Use of estimates and judgments**

The preparation of unconsolidated financial statements in conformity with the accounting and reporting standards requires management to make estimates, assumptions and use judgments that affect the application of policies and the reported amounts of assets, liabilities, income and expenses.

Estimates, assumptions and judgments are evaluated at each reporting date and are based on historical experience and other factors, including reasonable expectations of future events. Revisions to accounting estimates are recognized prospectively commencing from the period of revision.

Judgments and estimates made by management that are significant to the unconsolidated financial statements are as follows:

- depreciation method, useful lives and residual values of property, plant and equipment (notes 5.1 and 6.1);
- amortization method, useful lives and residual values of intangibles (notes 5.2);
- provision of slow moving and obsolete stores, spares and loose tools (notes 5.5, and 11);
- allowance for expected credit losses (notes 5.18.1 and 13);
- taxation (notes 5.11 and 19);
- contingencies (notes 5.15 and 28.1);

### 3.4 Functional and presentation currency

Items included in the unconsolidated financial statements of the Company are measured using the currency of the primary economic environment in which the Company operates (the functional currency). The unconsolidated financial statements are presented in Pakistani Rupees ('Rupees' or 'Rs.'), which is the Company's functional and presentation currency.

## 4 APPLICATION OF NEW STANDARDS, AMENDMENTS AND INTERPRETATIONS TO PUBLISHED ACCOUNTING AND REPORTING STANDARDS

### 4.1 New accounting standards, amendments and IFRS interpretations that are effective for the year ended June 30, 2024

The following standards, amendments and interpretations are effective for the year ended June 30, 2024. These standards, amendments and interpretations are either not relevant to the Company's operations or did not have material impact on the unconsolidated financial statements other than certain additional disclosures.

	<b>Effective date (annual periods beginning on or after)</b>
Amendments to IAS 1 'Presentation of Financial Statements' and IFRS Practice Statement 2 Making Materiality Judgements- Disclosure of Accounting Policies	January 01, 2023
Amendments to IAS 8 'Accounting Policies, Changes in Accounting Estimates and Errors' - Definition of Accounting Estimates	January 01, 2023
Amendments to IAS 12 'Income Taxes' - Deferred Tax related to Assets and Liabilities arising from a single transaction	January 01, 2023
Amendments to IAS 12 'Income Taxes' - Temporary exception to the requirements regarding deferred tax assets and liabilities related to pillar two income taxes	January 01, 2023

The Company adopted the narrow-scope amendments to the International Accounting Standard (IAS) 1, Presentation of Financial Statements which have been effective for annual reporting periods beginning on or after 1 January 2023. Although the amendments did not result in any changes to accounting policy themselves, they impacted the accounting policy information disclosed in the financial statements.

The amendments require the disclosure of 'material' rather than 'significant' accounting policies. The amendments also provide guidance on the application of materiality to disclosure of accounting policies, assisting the Company to provide useful entity-specific accounting policy information that users need to understand other information in the financial statements.

Management reviewed the accounting policies and updates to the information disclosed in Note 5 Material accounting policies (2023: Significant accounting policies) in certain instances in line with the amendments and concluded that all its accounting policies are material for disclosure.

### 4.2 New accounting standards, amendments and interpretations that are not yet effective

The following standards, amendments and interpretations are only effective for accounting periods, beginning on or after the date mentioned against each of them. These standards, amendments and interpretations are either not relevant to the Company's operations or are not expected to have significant impact on the Company's unconsolidated financial statements other than certain additional disclosures.

	<b>Effective date (annual periods beginning on or after)</b>
Amendments to IFRS 7 'Financial Instruments: Disclosures' - Supplier finance arrangements	January 01, 2024
Amendments to IFRS 7 'Financial Instruments: Disclosures' - Amendments regarding the classification and measurement of financial instruments	January 01, 2026
Amendments to IFRS 9 'Financial Instruments' - Amendments regarding the classification and measurement of financial instruments	January 01, 2026
Amendments to IFRS 16 'Leases' - Amendments to clarify how a seller-lessee subsequently measures sale and leaseback transactions	January 01, 2024

Amendments to IAS 1 'Presentation of Financial Statements' - Classification of liabilities as current or non-current	January 01, 2024
Amendments to IAS 1 'Presentation of Financial Statements' - Non-current liabilities with covenants	January 01, 2024
Amendments to IAS 7 'Statement of Cash Flows' - Supplier finance arrangements	January 01, 2024
Amendments to IAS 21 'The Effects of Changes in Foreign Exchange Rates' - Lack of Exchangeability	January 01, 2025
IFRS 17 Insurance Contracts	January 01, 2026

IFRS 1 'First-time Adoption of International Financial Reporting Standards' has been issued by IASB effective from July 01, 2009. However, it has not been adopted yet locally by Securities and Exchange Commission of Pakistan (SECP)

IFRS 17 - 'Insurance contracts' has been notified by the IASB to be effective for annual periods beginning on or after January 1, 2023. However SECP has notified the timeframe for the adoption of IFRS - 17 which will be adopted by January 01, 2026.

IFRS 18 'Presentation and Disclosures in Financial Statements' has been issued by IASB effective from January 01, 2027. However, it has not been adopted yet locally by SECP.

IFRS 19 'Subsidiaries without Public Accountability: Disclosures' has been issued by IASB effective from January 01, 2027. However, it has not been adopted yet locally by SECP.

## 5 MATERIAL ACCOUNTING POLICY INFORMATION

The principal accounting policies applied in the presentation of these unconsolidated financial statements are set out below. These policies have been consistently applied to all the years presented, unless stated otherwise.

### 5.1 Property, plant and equipment

#### a) Operating fixed assets

Property, plant and equipment are stated at cost less accumulated depreciation and impairment losses, if any. Cost includes expenditure that is directly attributable to the acquisition of the asset.

#### Depreciation on property, plant and equipment

Depreciation is charged using straight line method on all assets except on plant and machinery (other than utilities within plant and machinery) on which depreciation is charged by applying 'Units of Production (UoP) method'. In respect of additions and disposals of assets, depreciation is charged from the month in which the asset is available for use until it is derecognised, i.e. up to the date of disposal or when the asset is classified as 'held for sale' in accordance with IFRS 5 'Non-current Assets Held for Sale and Discontinued Operations' whichever is earlier. Assets' residual values and useful lives are reviewed, and adjusted, if appropriate at each reporting date.

#### Subsequent costs

Subsequent costs are included in the asset's carrying amount or recognized as a separate asset, as appropriate, only when it is probable that future economic benefits associated with the asset will flow to the Company and the cost of the asset can be measured reliably. The carrying amount of the replaced part is derecognized. Normal maintenance and repairs are charged to unconsolidated statement of profit or loss as and when incurred whereas major renewals and improvements are capitalized if criteria is met.

#### Disposal

The gain or loss on disposal of an item of property, plant and equipment is determined by comparing the proceeds from disposal with the carrying amount of the property, plant and equipment and is recognized in unconsolidated statement of profit or loss.

#### b) Capital work-in-progress (CWIP)

Capital work-in-progress is stated at cost including, where relevant, related financing costs less impairment losses, if any. These costs are transferred to operating fixed assets as and when assets are available for use.

## 5.2 Intangible assets

### a) Acquired

These are stated at cost less accumulated amortization and impairment losses, if any.

Costs associated with maintaining computer software programmes are recognized as an expense when incurred. However, costs that are directly attributable to identifiable software and have probable economic benefits exceeding one year, are recognized as an intangible asset. Direct costs include the purchase cost of software (license fee) and related overhead cost.

Expenditure which enhances or extends the performance of computer software beyond its original specification and useful life is recognized as a capital improvement and added to the original cost of the software.

Computer software and license cost treated as intangible assets are amortized from the date the software is put to use on a straight-line basis over the expected life of asset.

### b) Internally generated

The cost of an internally generated intangible asset comprises all directly attributable costs necessary to create, produce and prepare the asset to be capable of operating in the manner intended by the management. After initial recognition, internally generated intangible assets are carried at cost less accumulated amortization and impairment losses, if any. These are amortized using the straight-line basis over the useful life of asset. Amortization on addition is charged from the month following the month in which the asset is available for use and on disposals upto the month preceding the month of disposal.

Expenditure on research (or the research phase of an internal project) is recognized as an expense in the year in which it is incurred.

Development costs incurred on specific projects are capitalized when all the following conditions are satisfied:

- a) completion of the intangible asset is technically feasible so that it will be available for use or sale;
- b) the Company intends to complete the intangible asset and use or sell it;
- c) the Company has the ability to use or sell the intangible asset;
- d) the intangible asset will generate probable future economic benefits. Among other things this requires that there is a market for the output from the intangible asset or for the intangible asset itself, or if it is to be used internally, the asset will be used in generating such benefits;
- e) there are adequate technical, financial and other resources to complete the development and to use or sell the intangible asset; and
- f) the expenditure attributable to the intangible asset during its development can be measured reliably.

## 5.3 Impairment of non-financial assets

The carrying amounts of non-financial assets other than stock in trade and deferred tax asset, are assessed at each reporting date to ascertain whether there is any indication of impairment. If any such indication exists then the asset's recoverable amount is estimated. An impairment loss is recognized, as an expense in the unconsolidated statement of profit or loss, for the amount by which the asset's carrying amount exceeds its recoverable amount. The recoverable amount is the higher of an asset's fair value less cost to sell and value in use. Value in use is ascertained through discounting of the estimated future cash flows using a discount rate that reflects current market assessments of the time value of money and the risk specific to the assets. For the purpose of assessing impairment, assets are grouped at the lowest levels for which there are separately identifiable cash flows (cash generating units).

An impairment loss is reversed if there has been a change in the estimates used to determine the recoverable amount. An impairment loss is reversed only to the extent that the asset's carrying amount does not exceed the carrying amount that would have been determined, net of depreciation or amortization, if no impairment loss had been recognized.

## 5.4 Investment in subsidiary

Investment in subsidiary is initially recognized at cost in the unconsolidated financial statements. The carrying amount of investment is reviewed at each reporting date to determine whether there is any indication of impairment. If any such indication exists the investment's recoverable amount is estimated which is higher of its value in use and its fair value less cost to sell. An impairment loss is recognized if the carrying amount exceeds its recoverable amount. Impairment losses are recognized in unconsolidated statement of profit or loss.

An impairment loss is reversed if there has been a change in the estimates used to determine the recoverable amount but limited to the extent of initial cost of investment. A reversal of impairment loss is recognized in the unconsolidated statement profit or loss.

## **5.5 Stores, spare parts and loose tools**

These are stated at lower of cost (calculated on weighted average basis) and net realizable value, less provision for dead and slow moving stores and spares. Store and spares in-transit are valued at invoice value plus other charges incurred thereon as on the reporting date.

Provision of slow moving stores is made when the stores items are above seven years and not utilized. Such asset is subsequently used, the provision is reversed.

Provision for dead stores is made when stores items are not expected to be used.

Net realizable value signifies the estimated selling price in the ordinary course of business less the estimated cost necessary to be incurred to make the sale.

## **5.6 Stock-in-trade**

Stock of raw and packing material, work in process and finished goods are valued at the lower of cost or net realizable value. Cost in relation to work in process and finished goods includes prime cost and appropriate proportion of production overheads incurred in bringing the inventory to their present location and condition. Stocks of raw and packing material are valued at cost on weighted average basis. Stocks in transit are valued at cost comprising of invoice value plus other charges directly attributable to the acquisition of related purchase incurred upto the reporting date.

Net realizable value signifies the estimated selling price in the ordinary course of business less the estimated cost of completion and cost necessary to be incurred in order to make the sale.

## **5.7 Trade debts and other receivables**

Trade debts and other receivables are recognized initially at fair value and subsequently measured at amortized cost using the effective interest rate method. The Company is required to recognize allowance for doubtful debts on all financial assets carried at amortized cost in accordance with Expected Credit Loss (ECL) requiring to recognize the loss irrespective whether the loss event has occurred. Allowances are written off when considered irrecoverable. Due to short term nature, trade and other receivables are not discounted.

## **5.8 Cash and cash equivalents**

For the purpose of unconsolidated cash flow statement, cash and cash equivalents comprise of cash in hand and balance with banks. Cash and cash equivalents also include bank overdrafts / short term financing that are repayable on demand and form an integral part of the Company's cash management.

## **5.9 Employees benefits - Defined contribution plan**

The Company operates an approved contributory provident fund for all its permanent employees to which equal monthly contributions are made, both by the Company and the employees at the rate of 10% of basic salary.

## **5.10 Borrowings and finance cost**

Loans and borrowings are recorded as and when the proceeds are received.

Borrowing cost incurred on long term finances directly attributable to the construction / acquisition of qualifying asset are capitalized up to the date, the respective assets are available for the intended use. All other mark-up, interest and other related charges are taken to unconsolidated statement of profit or loss.

## **5.11 Taxation**

### **a) Current**

Provision for current taxation is computed in accordance with the provisions of Income Tax Ordinance, 2001. The charge for current income tax is recorded after adjustment, if any, to the provision for tax made in prior years including those arising from assessment and amendments in assessments during the year in such years.

### **b) Deffered**

The Company accounts for deferred taxation on all temporary differences using liability method. Deferred tax asset is recognized only to the extent that it is probable that future taxable profit will be available and the credits can be utilized.

## **5.12 Trade and Other Payable**

These are recognized and carried at cost which is fair value of the consideration to be paid in future for goods and services received, whether or not billed to the Company.

## **5.13 Provision**

Provisions are recognized when the Company has a present legal or constructive obligation as a result of past events and it is probable that an outflow of resources embodying economic benefits will be required to settle the obligation and a reliable estimate can be made of the amount of obligation. Provisions are reviewed at the reporting date and adjusted to reflect the best estimate.

#### **5.14 Contingencies**

A contingent liability is disclosed when the Company has a possible obligation as a result of past events, existence of which will be confirmed only by the occurrence or non-occurrence of one or more uncertain future events not wholly within the control of the Company; or the Company has a present legal or constructive obligation that arises from past events, but it is not probable that an outflow of resources embodying economic benefits will be required to settle the obligation, or the amount of the obligation cannot be measured with sufficient reliability.

#### **5.15 Transactions with related parties**

Transactions in relation to sales, purchases and services with related parties are made at arm's length prices except for Business Support Services for which the pricing mechanism is subject to approval of the Board of Directors.

#### **5.16 Revenue recognition**

Revenue is recognized when control of a promised goods passes to a customer. It is measured at the fair value of the consideration received or receivable, sales tax and other duties collected on behalf of third parties are not taken into account.

The Company primarily generates revenue from sale of cement and recognized when control passes to the customer at a specific point in time.

The revenue is recorded on the basis of the consideration defined in the contract with the customer, including variable consideration such as discount, volume rebates or other contractual price reductions; if any.

Interest, rentals and other incomes are recognized on accrual basis.

#### **5.17 Financial assets and liabilities**

##### **5.17.1 Financial assets**

###### **a) Amortized Cost**

Assets that are held for collection of contractual cash flows where those cash flow represents solely payments of principal and interest are measured at amortized cost. Interest income from these financial assets, impairment losses, foreign exchange gains and losses, and gain or loss arising on derecognition are recognized directly in unconsolidated statement of profit or loss.

###### **b) Impairment**

The Company recognize an allowance for expected credit loss on all financial assets carried at amortized cost irrespective whether a loss event has occurred. For trade debts, the Company applies IFRS 9 simplified approach to measure the expected credit losses (loss allowance) which uses a life time expected loss allowance while general 3-stage approach for other financial assets (deposits, other receivables and cash and bank balances) i.e. to measure ECL through loss allowance at an amount equal to 12-month ECL if credit risk on a financial instrument or a group of financial instruments has not increased significantly since initial recognition, and if otherwise, ECL to measure at life time expected credit losses.

The Company measures, at each reporting date, the loss allowance for a financial instrument at an amount equal to the lifetime expected credit losses if the credit risk on that financial instrument has increased significantly since initial recognition. Where the credit risk on a financial instrument has not increased significantly since the initial recognition, the Company measures the loss allowance for that financial instrument at an amount equal to 12-month expected credit losses.

The Company recognizes the amount of expected credit losses (or reversal), that is required to adjust the loss allowance at the reporting date to the amount that is required to be recognized, in the unconsolidated statement of profit or loss.

##### **5.17.2 Financial liabilities**

Financial liabilities are recognized at the time when the Company becomes a party to the contractual provisions of the instrument. Financial liabilities at amortized cost are initially measured at fair value less transaction costs. Financial liabilities at fair value through profit or loss are initially recognized at fair value and transaction costs are expensed in unconsolidated statement of profit or loss.

Financial liabilities, other than those at fair value through profit or loss, are subsequently measured at amortized cost using the effective yield method.

A financial liability is derecognized when the obligation under the liability is discharged, cancelled or expired. Where an existing financial liability is replaced by another from the same lender or substantially different terms, or the terms of an existing liability are substantially modified, such an exchange and modification is treated as a derecognition of the original liability and the recognition of a new liability, and the difference in respective carrying amounts is recognized in unconsolidated statement of profit or loss.

#### **5.18 Offsetting of financial assets and financial liabilities**

A financial asset and financial liability is offset and the net amount is reported in the unconsolidated statement of financial position if the Company has a legally enforceable right to set-off the recognized amounts and the Company intends either to settle on a net basis or to realize the asset and discharge the liability simultaneously. Corresponding income on assets and charge on liability is also offset.

### 5.19 Cash and cash equivalents

For the purpose of cash flow statement, cash and cash equivalents comprise of cash in hand and balance with banks. Cash and cash equivalents also include bank overdrafts / short term financing that are repayable on demand and form an integral part of the Company's cash management.

### 5.20 Segment reporting

Segment results that are reported to the Company's CEO (the chief operating decision maker) include items directly attributable to a segment as well as those that can be allocated on a reasonable basis. Unallocated items, if any, mainly comprises of corporate assets, head office expenses and tax assets and liabilities. Management has determined that the Company has a single reportable segment and therefore it has only presented entity wide disclosures.

### 5.21 Foreign currency transactions

Transactions in foreign currencies are translated into Pakistan Rupees using the exchange rates prevailing on the date of each transaction. Monetary assets and liabilities in foreign currencies are reported in Pakistan Rupees using the exchange rates prevailing on the reporting date. All exchange differences are taken into unconsolidated statement of profit or loss.

### 5.22 Earnings per share

The Company presents basic and diluted earnings per share (EPS) data. Basic EPS is calculated by dividing the profit or loss attributable to shareholders of the Company by the weighted average number of ordinary shares outstanding during the year. Diluted EPS is determined by adjusting the profit or loss attributable to shareholders and the weighted average number of ordinary shares outstanding, adjusted for the effects of all dilutive potential ordinary shares, if any.

### 5.23 Dividends and appropriations

Dividends and reserve appropriations are recognized in the period in which these are approved.

		June 30, 2024	June 30, 2023
	Note	----- Rupees in thousands -----	
<b>6</b>	<b>PROPERTY, PLANT AND EQUIPMENT</b>		
	Operating fixed assets	1,946,349	1,756,027
	Major stores and spares	33,585	65,145
	Capital work in progress	239,884	17,639
		<u>2,219,818</u>	<u>1,838,811</u>

6.1 Operating fixed assets

Description	Freehold land	Leasehold improvements	Quarries and improvements	Factory building on freehold land	Electrical and gas installations	Housing colonies	Office building on freehold land	Plant and machinery	Quarry equipments	Railway sidings	Vehicles	Furniture and fixtures	Office equipment	Medical equipment	Laboratory equipment	Computer equipment	Total
<b>Year ended June 30, 2024</b>																	
<b>Net carrying value basis</b>																	
Opening net book value	6,186	5,059	99	7,543	141,159	10,885	3,091	1,557,003	29	170	2,398	2,798	4,551	-	10,907	4,149	1,756,027
Additions	-	-	-	14,813	245,225	-	-	41,408	-	-	31,654	-	139	-	-	1,290	334,529
Deletions-NBV	-	-	-	-	-	-	-	-	-	-	1,404	-	-	-	-	-	1,404
Depreciation charge	-	1,292	9	6,300	7,099	990	212	116,062	29	170	1,611	518	1,847	-	5,069	1,595	142,803
Closing net book value	<u>6,186</u>	<u>3,767</u>	<u>90</u>	<u>16,056</u>	<u>379,285</u>	<u>9,895</u>	<u>2,879</u>	<u>1,482,349</u>	<u>-</u>	<u>-</u>	<u>31,037</u>	<u>2,280</u>	<u>2,843</u>	<u>-</u>	<u>5,838</u>	<u>3,844</u>	<u>1,946,349</u>
<b>Gross carrying value basis</b>																	
Cost	6,186	9,044	11,963	261,455	420,225	74,096	23,050	3,502,738	19,296	14,905	100,994	13,264	20,101	629	74,041	28,573	4,580,560
Accumulated depreciation	-	5,277	11,873	245,399	40,940	64,201	20,171	2,020,389	19,296	14,905	69,957	10,984	17,258	629	68,203	24,729	2,634,211
Net book value	<u>6,186</u>	<u>3,767</u>	<u>90</u>	<u>16,056</u>	<u>379,285</u>	<u>9,895</u>	<u>2,879</u>	<u>1,482,349</u>	<u>-</u>	<u>-</u>	<u>31,037</u>	<u>2,280</u>	<u>2,843</u>	<u>-</u>	<u>5,838</u>	<u>3,844</u>	<u>1,946,349</u>
<b>Year ended June 30, 2023</b>																	
<b>Net carrying value basis</b>																	
Opening net book value	6,186	6,351	108	13,102	68,022	11,875	2,550	1,652,549	117	342	4,691	1,410	6,395	-	14,646	3,118	1,791,462
Additions during the year	-	-	-	-	77,485	-	769	19,656	-	-	-	1,989	-	-	1,452	2,562	103,913
Deletions- NBV	-	-	-	-	-	-	-	-	-	-	1,599	-	-	-	-	-	1,599
Depreciation charge	-	1,292	9	5,559	4,348	990	228	115,202	88	172	694	601	1,844	-	5,191	1,531	137,749
Closing net book value	<u>6,186</u>	<u>5,059</u>	<u>99</u>	<u>7,543</u>	<u>141,159</u>	<u>10,885</u>	<u>3,091</u>	<u>1,557,003</u>	<u>29</u>	<u>170</u>	<u>2,398</u>	<u>2,798</u>	<u>4,551</u>	<u>-</u>	<u>10,907</u>	<u>4,149</u>	<u>1,756,027</u>
<b>Gross carrying value basis</b>																	
Cost	6,186	9,044	11,963	246,642	175,000	74,096	23,050	3,461,330	19,296	14,905	69,340	13,264	19,962	629	74,041	27,283	4,246,031
Accumulated depreciation	-	3,985	11,864	239,099	33,841	63,211	19,959	1,904,327	19,267	14,735	66,942	10,466	15,411	629	63,134	23,134	2,490,004
Net book value	<u>6,186</u>	<u>5,059</u>	<u>99</u>	<u>7,543</u>	<u>141,159</u>	<u>10,885</u>	<u>3,091</u>	<u>1,557,003</u>	<u>29</u>	<u>170</u>	<u>2,398</u>	<u>2,798</u>	<u>4,551</u>	<u>-</u>	<u>10,907</u>	<u>4,149</u>	<u>1,756,027</u>
6.1.1 Depreciation rates (% per anum)	0	20	5	10	5/4	5	5	*UOP	20	10	20	10	10	10	10	30	

\* uop = units of production



		June 30, 2024	June 30, 2023
	Note	----- Rupees in thousands -----	
<b>6.1.2 Allocation of depreciation</b>			
The depreciation charge for the year has been allocated as under:			
Cost of sales	30	139,175	133,865
Selling and distribution cost	31	751	956
Administrative expenses	32	2,877	2,929
		<b>142,803</b>	<b>137,750</b>
<b>6.1.3</b>	The immovable property of the Company comprises of 233 acres of land is located at Ghulamullah Road, Makli, District Thatta, Sindh.		
<b>6.1.4</b>	Significant operating fixed assets of Cement production lines and power generation units, other than disclosed in note 6.1, inter alia, also includes following:		
	Crusher		
	Raw mill		
	Coal mill		
	Kiln		
	Slag mill		
	Cement mill		
	Packing Plant		
<b>6.2 Capital stores and spares</b>			
Net carrying value basis			
Opening net book value (NBV)		112,243	108,319
Additions during the year		46,943	17,253
Transferred during the year		(72,857)	(13,329)
Accumulated impairment		(52,744)	(47,098)
Closing net book value (NBV)	6.2.1	<b>33,585</b>	<b>65,145</b>
<b>6.2.1 Accumulated impairment</b>			
Balance as at July 01,		(47,098)	(42,448)
Impairment charge for the year	30	(5,646)	(4,650)
Balance as at June 30,		<b>(52,744)</b>	<b>(47,098)</b>
Gross carrying value basis			
Cost		86,329	112,243
Accumulated impairment		(52,744)	(47,098)
Net carrying value		<b>33,585</b>	<b>65,145</b>
<b>6.3 Capital work in progress</b>			

Description	Solar Panel System	Wind Turbine Project	State Life Building Head office	Match Shed Extension	Balochistan Project	Line Stone Shed	Clinker Crusher Project	Coal Yard Shed	Steel Cilo	Cement Silo	Total
	----- (Rupees in thousands) -----										
Balance as at July 01, 2023	-	-	-	1,854	603	5,992	4,231	4,959	-	-	17,639
Capital expenditures incurred during the year	246,121	226,885	-	357	-	4,193	4,786	836	-	-	482,178
Transferred to property, Plant, and equipment	(246,121)	-	-	-	-	-	(9,017)	(3,795)	-	-	(259,933)
Balance as at June 30, 2024	-	226,885	-	2,211	603	10,185	-	-	-	-	239,884
Balance as at July 01, 2022	54,873	-	-	565	-	-	-	-	-	7,292	62,730
Capital expenditures incurred during the year	22,612	-	1,704	1,289	603	5,992	4,231	4,959	433	1,157	42,980
Transferred to property, Plant, and equipment	(77,485)	-	(1,704)	-	-	-	-	-	(433)	(8,449)	(88,071)
Balance as at June 30, 2023	-	-	-	1,854	603	5,992	4,231	4,959	-	-	17,639

- 6.3.1 During the year, the Company opened a Letter of Credit (LC) for the import of a windmill and made an advance payment of 20% against the LC. This advance payment was made towards the total cost of the imported windmill the remaining amount will be paid on delivery.

		June 30 2024	June 30, 2023
	Note	----- Rupees in thousands -----	
<b>7</b>	<b>INTANGIBLE ASSETS</b>		
	ERP Software		
	Net carrying value basis		
	Opening net book value (NBV)	4,095	5,265
	Addition during the year	-	-
	Amortization charged	(1,170)	(1,170)
	Closing net book value (NBV)	<u>2,925</u>	<u>4,095</u>
	Gross carrying value basis		
	Cost	5,850	5,850
	Accumulated amortization	(2,925)	(1,755)
	Net book value	<u>2,925</u>	<u>4,095</u>
	Amortization rate (% per annum)	<u>20</u>	<u>20</u>
7.1	Amortization charged on ERP software has been allocated to administrative expenses (note 32) amounting to Rs. 1.170 million (2023: Rs. 1.170 million).		
<b>8</b>	<b>LONG TERM INVESTMENT IN SUBSIDIARY COMPANY</b>		
	Subsidiary Company - at cost	8.1 & 8.2 <u>299,158</u>	<u>299,158</u>
<b>8.1</b>	<b>Unquoted</b>		
	Thatta Power (Private) Limited (TPPL)		
	Total Number of ordinary shares	<u>47,915,830</u>	<u>47,915,830</u>
	Number of ordinary share Company hold	<u>29,915,810</u>	<u>29,915,810</u>
	Company's holding percentage	<u>62.43%</u>	<u>62.43%</u>
8.2	The company has pledged its investment in shares of TPPL in favor of National Bank of Pakistan (NBP) as the security against syndicate term finance facility extended by NBP, Sindh Bank Limited, and Summit Bank Limited to TPPL.		
8.3	The net breakup value as per unaudited financial statements as at June 30, 2024 of Thatta Power (Private) Limited is Rs. 45.53 per share (2023: Rs. 49.16 per share).		
<b>9</b>	<b>LONG TERM DEPOSITS</b>		
	Long term deposits	<u>5,125</u>	<u>5,125</u>
<b>10</b>	<b>STORES, SPARE PARTS AND LOOSE TOOLS</b>		
	Coal and other fuels	33,033	34,253
	Stores & spare parts	183,949	200,299
	Loose tools	49	129
		<u>217,031</u>	<u>234,681</u>
	Provision for obsolete stores	(10,898)	(3,833)
	Provision for slow moving stores and spares	(29,790)	(43,072)
		10.1 <u>(40,688)</u>	<u>(46,905)</u>
		<u>176,343</u>	<u>187,776</u>
<b>10.1</b>	<b>Movement in provision</b>		
	Balance as at July 01,	46,905	44,714
	Provision reversed during the year	34 (6,217)	2,191
	Balance as at June 30,	<u>40,688</u>	<u>46,905</u>
<b>11</b>	<b>STOCK-IN-TRADE</b>		
	Raw material	30.1 12,959	26,029
	Packing material	30.2 21,322	76,089
	Work-in-process	30 146,166	737,889
	Finished goods	30 63,494	93,529
		<u>243,941</u>	<u>933,536</u>

		June 30	June 30,
		2024	2023
	Note	----- Rupees in thousands -----	
<b>12</b>	<b>TRADE DEBTS</b>		
	<b>Considered good</b>		
	Local - unsecured	138,875	424,751
	<b>Considered doubtful</b>		
	Local - unsecured	75,340	75,107
		214,215	499,858
	Allowance for expected credit losses	(75,340)	(75,340)
		138,875	424,518
<b>12.1</b>	The aging of local unsecured balances at the reporting date is as follows:		
	Within 30 days	52,112	197,841
	Past due from 31 to 60 days	50,354	103,422
	Past due from 61 to 90 days	18,478	72,409
	Past due from 91 to 360 days	17,931	51,079
	Past due for more than 360 days	75,340	75,107
		214,215	499,858
<b>12.2</b>			
	This includes balance Rs. 74.210 million (2023: Rs. 74.210 million) outstanding for more than ten years. Management contends that the amount recoverable from cement stockiest were misappropriated and certain unauthorized excessive rebates were allowed by collusion of certain personnel of the Company whose services had been terminated, when the Company was operating under State Cement Corporation of Pakistan (SCCP). Accordingly, Management had lodged references for the recovery of misappropriated amount with the National Accountability Bureau (NAB). The NAB had recovered an amount of Rs.2.276 million in preceding years. The Company is continuously following with NAB officials for early realization of amount owed to the Company and has also written letters in this regard for which reply has not yet been received, therefore, provision has been maintained in respect of outstanding amount as a matter of prudence and abundant precaution.		
<b>12.3</b>	<b>Allowance for expected credit losses</b>		
	Balance at beginning of the period / year	75,340	75,107
	Allowance for expected credit losses	-	233
	Balance at end of the period / year	75,340	75,340
<b>13</b>	<b>ADVANCES</b>		
	Considered good - unsecured		
	To vendors	25,379	48,019
	Others	95	85
		25,474	48,104
<b>14</b>	<b>DEPOSITS AND PREPAYMENTS</b>		
	Deposits	1,810	1,637
	Prepayments	5,490	3,905
		7,300	5,542
<b>14.1</b>	<b>Movement during the year is as follows;</b>		
	Balance as at July 01,	3,905	3,393
	Addition during the year	48,104	60,666
	Utilized during the year	(46,519)	(60,154)
	Balance as at June 30,	5,490	3,905
<b>15</b>	<b>SHORT TERM INVESTMENT</b>		
	Term Deposit Receipt (TDR)	1,190,825	223,715
<b>15.1</b>	At June 30, 2024, the Company holds term deposit receipt with MCB Bank (2023: MCB Bank) and Sindh Bank carrying profit rate of 15.97% (2023: 14.50%) and 18.50% per annum respectively and have a maturity date of December, 31 2024 and November 21, 2024.		
<b>16</b>	<b>OTHER RECEIVABLES AND ACCRUED MARKUP</b>		
	Receivables from the Subsidiary	311,577	14,663
	Others	28,504	1,767
		340,081	16,430

16.1 The maximum balance receivable at any of the month during the year amounting to Rs. 311.577 million (2023: Rs. 92.904 million).

		June 30, 2024	June 30, 2023
	Note	----- Rupees in thousands -----	
<b>17 TAXATION - NET</b>		<b>166,525</b>	32,173
Advance Income Tax		(888,221)	(113,864)
Provision for taxation	17.1	53,562	147,691
Income tax refundable		<u>(668,134)</u>	<u>66,000</u>

17.1 This represents an amount of Rs. 53.56 million (2023: Rs. 147.69 million) representing tax refundable for the tax years 2021.

## 18 CASH AND BANK BALANCES

Cash in hand		4,302	4,660
Cash at bank			
Current accounts	18.1	13,216	2,404
Profit and loss sharing (PLS) accounts	18.2	2,936,098	660,007
		<u>2,949,314</u>	<u>662,411</u>
		<u>2,953,616</u>	<u>667,071</u>

18.1 This includes unclaimed dividend amounting to Rs. 1.933 million (2023: Rs. 1.957 million) kept in a separate bank account.

18.2 During the year, the profit rates on PLS accounts are 19.5% - 20.5% (2023: 14.5% to 19.5%) per annum.

## 19 SHARE CAPITAL

	June 30, 2024	June 30, 2023		June 30, 2024	June 30, 2023
	--- Number of shares ---			----- Rupees in thousands -----	
<b>Authorized share capital</b>	<b>200,000,000</b>	200,000,000	Ordinary shares of Rs. 10/- each	<b>2,000,000</b>	2,000,000
<b>Issued, subscribed and paid-up share capital</b>					
	89,418,125	89,418,125	Ordinary shares of Rs. 10/- each - each shares allotted for consideration paid in cash	894,181	894,181
	10,300,000	10,300,000	Ordinary shares of Rs. 10/- each - each shares allotted for consideration other than cash (19.2)	103,000	103,000
	(15,000,000)	-	(19.3)	(15,000,000)	-
	<u>84,718,125</u>	<u>99,718,125</u>		<u>847,181</u>	<u>997,181</u>

19.1 The Company has only one class of ordinary shares which carries no right to fixed income. The shareholders are entitled to receive dividend as declared from time to time and are entitled to one vote per share at Annual General Meetings (AGM) of the Company. All shares rank equally with regard to the Company's residual assets.

19.2 This represents shares issued against plant and machinery as consideration.

19.3

During the year, in the Annual General Meeting held on October 26, 2023, It was approved by the shareholders to purchase upto 15 million ordinary shares of the Company under Buy Back scheme pursuant to section 88 of the Companies Act 2017 read with Buy Back Regulations. The Buy Back was made through Pakistan Stock Exchange Limited at the spot/current price. The Company has purchased 15 million ordinary shares which are disclosed as Treasury Shares as stated above.

## 20 RESERVES

Capital Reserve					
Share premium				99,718	99,718
Revenue Reserve					
Unappropriated profit				3,287,393	1,912,914
Actuarial gain on remeasurement of defined benefit liability				(25,104)	(25,104)
				<u>3,362,007</u>	<u>1,987,528</u>

## 21 LONG TERM DEPOSITS

Dealers	21.1	22,110	2,110
Customers	21.2	677	677
		<u>22,787</u>	<u>2,787</u>

- 21.1** These represent interest free security deposits, received from dealers, suppliers and contractors. These are repayable / adjustable on cancellation or withdrawal of dealership and completion of contract in case of suppliers and contractors.
- 21.2** These also include deposits pertaining to dealers against whom recovery proceedings are in process with National Accountability Bureau (NAB) and are adjustable against the amount owed by them to the Company (refer note 12.2).

		June 30, 2024	June 30, 2023
----- Rupees in thousands -----			
<b>22</b>	<b>EMPLOYEE BENEFITS</b>		
	Leave encashment	-	19,694
	Gratuity fund payable	-	-
		-	19,694

**22.1** The Company has discontinued the funded leave encashment scheme for future service w.e.f July 01, 2023. The Company has paid the amount in full towards the employees during the year.

**22.2** The Company has discontinued the funded gratuity scheme for future service w.e.f January 01, 2023. The amount of gratuity benefit has been frozen for service rendered up till December 31, 2022. Employees will get their frozen gratuity benefits when they leave the Company service. Employees will not be entitled for any profit earned on fund assets after discontinuation of gratuity benefits.

		June 30, 2024	June 30, 2023
----- Rupees in thousands -----			
<b>22.2.1</b>	<b>The amount recognized as liability in the unconsolidated statement of financial position is as follows:</b>		
	Present value of defined benefit obligation	-	18,420
	Benefits due but not paid (payables)	-	1,274
	Closing net liability	-	19,694

**22.2.2** **Movement in present value of defined benefit obligation**

	Balance as at July 01	-	18,589
	Current service cost	-	1,531
	Interest cost	-	2,180
	Benefits due but not paid (payables)	-	(1,274)
	Benefits paid	-	(2,998)
	Remeasurement gain due to change in experience adjustments	-	392
	Balance as at June 30	-	18,420

**22.2.3** **The amount recognized in unconsolidated statement of profit or loss is as follows:**

	Current service cost	-	1,531
	Gain / (Loss) arising on present value of defined benefit obligation	-	392
	Interest cost on defined benefit obligation	-	2,180
		-	4,103

**22.2.4** **Movement in liabilities**

	Balance as at July 01 (net liability)	19,694	18,589
	Charge for the year	-	4,103
	Benefits reversal	(19,694)	(2,998)
	Balance as at June 30 (net liability)	-	19,694

**22.2.5** **Sensitivity analysis ( + 100 bps) on present value of defined benefit obligation**

	Discount rate		Salary increase	
	+100 bps	- 100 bps	+100 bps	- 100 bps
(Rupees in thousands)				
2024	-	-	-	-
2023	17,099	19,947	19,923	17,099

		June 30 2024	June 30, 2023
	Note	----- Rupees in thousands -----	
<b>22.2.6</b>	<b>The charge for the year has been allocated as follows:</b>		
Cost of sales		-	2,778
Selling and distribution cost		-	246
Administrative expenses		-	1,079
		<u>-</u>	<u>4,103</u>
<b>22.2.7</b>	<b>The amount recognized in the unconsolidated statement of financial position is as follows:</b>		
Present value of defined benefit obligation	22.2.8	65,589	65,589
Fair value of plan assets	22.2.9	(88,689)	(88,689)
Closing net (asset) / liability		<u>(23,100)</u>	<u>(23,100)</u>
<b>22.2.8</b>	<b>Movement in present value of defined benefit obligation:</b>		
Balance as at July 01		65,589	129,263
Current service cost		-	8,548
Interest cost		-	13,341
Benefits paid		-	(22,510)
Benefits due but not paid		-	(6,684)
Gains and losses arising on plan settlements		-	(58,821)
Remeasurement loss / (gain) due to change in : Financial assumptions		-	(3,196)
Experience adjustments	22.2.12	-	5,648
Balance as at June 30		<u>65,589</u>	<u>65,589</u>
<b>22.2.9</b>	<b>Movement in the fair value of plan assets</b>		
Balance as at July 01		88,689	96,949
Expected return / Interest income on plan assets	22.2.13	-	15,072
Contribution		-	10,000
Benefits paid		-	(22,510)
Benefit due but not paid		-	(6,686)
Return on plan assets excluding interest income	22.2.13	-	(4,136)
Balance as at June 30	22.2.15	<u>88,689</u>	<u>88,689</u>
<b>22.2.10</b>	<b>Movement in liabilities</b>		
Balance as at July 01 (net liability)		(23,100)	32,316
Charge for the year	22.2.11	-	(52,004)
Remeasurements chargeable in other comprehensive income		-	6,588
Contribution		-	(10,000)
Balance as at June 30 (net liability)		<u>(23,100)</u>	<u>(23,100)</u>
<b>22.2.11</b>	<b>The amount recognized in unconsolidated statement of profit or loss is as follows:</b>		
Current service cost		-	8,548
Gains and losses arising on plan settlements		-	(58,821)
Interest cost		-	13,341
Expected return / interest income on plan assets		-	(15,072)
	22.2.10	<u>-</u>	<u>(52,004)</u>
<b>22.2.12</b>	<b>The amount recognized in unconsolidated statement of other comprehensive income is as follows:</b>		
Remeasurement (gain)/loss due to changes in assumption and experience adjustments	22.2.8	-	2,452
Return on plan assets excluding interest income	22.2.9	-	4,136
		<u>-</u>	<u>6,588</u>

		June 30, 2024	June 30, 2023
	Note	----- Rupees in thousands -----	
<b>22.2.13 Return on plan assets is as follows:</b>			
Expected return / interest income on plan assets	22.2.11	-	15,072
Return on plan assets excluding interest income	22.2.12	-	(4,136)
		-	10,936

**22.2.14 Analysis of present value of defined benefit obligation and fair value of plan assets**

	2024	2023	2022	2021	2020
	----- (Rupees in thousands) -----				
Present value of defined benefit obligation	(65,589)	(65,589)	(129,263)	(100,019)	(90,172)
Fair value of plan assets	88,689	88,689	96,948	83,851	55,377
Surplus/(Deficit)	23,100	23,100	(32,315)	(16,168)	(34,795)

**22.2.15 Disaggregation of fair value of plan assets**

The fair value of the plan assets at the reporting date for each category is as follows:

Cash and cash equivalents (adjusted for current liabilities)	-	(4,155)
Investment in shares of TCCL	-	17,040
TDRs - Bank Alfalah	-	73,000
Accrued Income on TDRs	-	2,804
Mutual Islamic funds	-	-
Certificate of Islamic investments	-	-
	22.2.9	88,689

**22.2.16 Sensitivity analysis ( + 100 bps) on present value of defined benefit obligation**

	Discount rate		Salary increase	
	+100 bps	- 100 bps	+100 bps	- 100 bps
	----- (Rupees in thousands) -----			
2024	-	-	-	-
2023	64,028	67,280	65,589	65,589

**22.2.17 The charge for the year has been allocated as follows:**

Cost of sales	30	-	(45,801)
Selling and distribution cost	31	-	(2,582)
Administrative expenses	32	-	(3,621)
		-	(52,004)

**22.2.18 Fair value of investment is held by provident fund**

	2024		2023	
	Rupees in thousands	%	Rupees in thousands	%
Bank balances	2,521	2%	10,604	12%
Term deposit	93,000	86%	70,000	77%
Shares of Listed Co.	12,249	11%	10,044	11%
Mutual funds	-	0%	-	0%
	107,770	100%	90,648	100%

**22.2.19** The investments out of Provident Fund have been made in accordance with the provisions of section 218 of the Companies Act, 2017 and rules formulated for this purpose.

**23 DEFERRED TAXATION**

Taxable temporary differences arising in respect of Accelerated tax depreciation		400,219	329,094
Deductible temporary differences arising in respect of Other provisions - for doubtful debts and stores		(48,944)	(49,110)
Remeasurement of defined benefit liability		(1,911)	(1,911)
	23.1	349,364	278,073

23.1 Movement in deferred tax

Opening balance	Charge / (adjustment) to profit or loss	(adjustment) to other comprehensive income	Closing balance
-----------------	---	--	-----------------

(Rupees in thousands)

2024

**Deferred tax liabilities**

Accelerated tax depreciation	329,094	71,125	-	400,219
Deferred tax asset				
Other provisions - for doubtful debts and stores	(49,110)	166	-	(48,944)
Remeasurement of defined benefit liability	(1,911)	-	-	(1,911)
Minimum tax	-	-	-	-
	<u>278,073</u>	<u>71,291</u>	<u>-</u>	<u>349,364</u>

Opening balance	Charge / (adjustment) to profit or loss	Charge / (adjustment) to other comprehensive income	Closing balance
-----------------	---	---	-----------------

(Rupees in thousands)

2023

**Deferred tax liabilities**

Accelerated tax depreciation	347,314	(18,220)	-	329,094
Deferred tax asset				
Other provisions - for doubtful debts and stores	(47,058)	(2,052)	-	(49,110)
Remeasurement of defined benefit liability	-	-	(1,911)	(1,911)
Minimum tax	(21,897)	21,897	-	-
	<u>278,359</u>	<u>1,625</u>	<u>(1,911)</u>	<u>278,037</u>

24 **TRADE AND OTHER PAYABLES**

	Note	June 30, 2024	June 30, 2023
Trade creditors		470,484	372,411
Accrued liabilities	24.1	1,078,159	304,060
Royalty payable	24.2	234,641	155,345
Contract liability	24.3	136,512	267,867
Excise duty and sales tax payable		56,696	100,659
Workers' Profit Participation Fund	24.4	132,823	19,579
Workers' Welfare Fund	24.5	50,473	7,440
Other liabilities		5,827	9,026
		<u>2,165,615</u>	<u>1,236,387</u>

24.1 This includes amount of Rs. 1,014.714 million (2023: Rs. 214.159 million) payable to the Subsidiary Company.

The maximum balance outstanding at any of the month end during the year amounting to Rs. 1,014.714 million (2023: Rs. 214.159 million).

24.2 This represents royalty relating to Lime Stone and Clay Shale, payable to Director General Mines and Mineral Development, Government of Sindh.



The Company has filed a Constitutional Petition (CP) No. 5382 before the Honorable High Court of Sindh (The Court) on September 06, 2021 against arbitrary increase in the royalty rates through impugned notification No. T.O/M&MDD/15-3/2021 dated June 30, 2021 issued by Ministry of Mines and Minerals Development Department, Government of Sindh. The Company legal consultants have attended several hearings and presented their point of view before the Honorable High Court of Sindh. On October 17, 2022, the Honorable High Court of Sindh dismissed the petition on the grounds that the relevant forums as per Sindh Mining Concession Rules, 2002 were not approached. However, during the year, the Company has filed for the adjudication in the Honorable Supreme Court of Pakistan against the judgment of the Court and the case is not fixed for hearing. The provision recorded in the unconsolidated financial statements amounts to Rs. 234.723 million, reflecting the overall impact of the increase in royalty rates, as of June 30, 2024. The management is confident that the Company has an arguable case on merits.

- 24.3** Advances received from customer are recognised as revenue when the performance obligation in accordance with the policy as described in note 5.16 to these unconsolidated financial statements is satisfied. Revenue for an amount of Rs. 213.512 million (2023: 491.733 million) has been recognised in current year in respect of advances from customers at the beginning of the year.

		June 30 2024	June 30, 2023
	Note	----- Rupees in thousands -----	
<b>24.4</b>	<b>Workers' Profit Participation Fund (WPPF)</b>		
	Balance as at July 01,	19,579	8,343
	Charge for the year	132,823	19,579
	Interest on opening balance	1,866	694
		<u>154,268</u>	<u>28,616</u>
	Payments made during the year	<u>(21,445)</u>	<u>(9,037)</u>
	Balance as at June 30,	<u>132,823</u>	<u>19,579</u>
<b>24.5</b>	<b>Workers' Welfare Fund</b>		
	Balance as at July 01,	7,440	3,760
	Allocation for the year	51,048	7,440
		<u>58,488</u>	<u>11,200</u>
	Payments made during the year	<u>(8,015)</u>	<u>(3,760)</u>
	Balance as at June 30,	<u>50,473</u>	<u>7,440</u>
<b>25</b>	<b>UNCLAIMED DIVIDEND</b>	<u>1,933</u>	<u>1,957</u>
	Includes unclaimed dividend amounting to Rs. 1.699 million (2023: Rs. 1.721 million) outstanding for more than 3 years from the date of declaration. Such unclaimed dividend is payable to the Federal Government as per the Companies Act, 2017 subject to fulfilment / clarification on certain pre-conditions specified in the Companies Act, 2017.		
<b>26</b>	<b>ACCRUED MARK-UP</b>		
	borrowings	<u>11,911</u>	<u>12,765</u>
<b>27</b>	<b>SHORT TERM BORROWINGS</b>		
	From banking companies - secured		
	NBP Running Finance	27.1	85,254
	Sindh Bank Running Finance	27.2	64,377
	Summit Bank Running Finance	27.3	48,018
		<u>197,649</u>	<u>206,609</u>
<b>27.1</b>	The running finance facility available from National Bank of Pakistan as at June, 30 2024 amounting to Rs. 100 million ( 2023: Rs.100 million) out of which 14.746 million (2023: Rs.5.785 million) remained unutilized at the year end. The facility is secured by way of first charge of hypothecation over all present and future plant and machinery of the company to the extent of PKR 266.66 million inclusive of 25% margin. The facility is renewable annually and carry mark-up at 3-month KIBOR plus 1.5% per annum (2023: 3-months KIBOR plus 1.5%) .		
<b>27.2</b>	The running finance facility available from Sindh Bank Limited as at June, 30 2024 amounting to Rs. 250 million ( 2023: Rs.250 million). The facility is secured by way of first pari passu charge over current asset with 25% margin and Ranking charges on fixed assets with 25% margin .The facility is renewable annually and carry mark-up at 3-month KIBOR plus 3% per annum (2023: 3-months KIBOR plus 3%) .		
<b>27.3</b>	The running finance facility available from Summit Bank Limited as at June, 30 2024 amounting to Rs. 50 million ( 2023: Rs.50 million) out of which 1.982 million (2023: Rs.1.982 million) remained unutilized at the year end. The facility is secured by way of first pari passu charge on current assets of the company with 25% margin. .The facility is renewable annually and carry mark-up at 3-month KIBOR plus 2.5% per annum (2023: 3-months KIBOR plus 2.5%) .		

## 28 CONTINGENCIES AND COMMITMENTS

### 28.1 Contingencies

**28.1.1** On September 05, 2019, an order in original (ONO) has been issued by Deputy Commissioner Inland Revenue (DCIR) against the Company in respect of sales tax audit for the tax period from July 2018 to December 2018 raising a demand of Rs. 0.150 million including default surcharge and penalty by disallowing certain input tax amounting to Rs. 0.143 million claimed by the Company in its sales tax returns for the aforesaid tax period. The Company filed an appeal before Commissioner Inland Revenue –Appeals (CIR-A) against the said order. Based on the appeal by the Company, CIR(A) vide his order STA/402/LTO/2021/26 dated June 17, 2021 remanded back the case to DCIR.

CIR-Appeals vide his order reference no STA/402/LTO/2021/26 dated 17-06-2021 remanded back the case, however remand back proceedings were not initiated. As per section 11B of the Sales Tax Act, 1990, remand proceedings could have been initiated till June 30, 2022. Therefore, remand back proceedings are now time barred.

**28.1.2** The Deputy Commissioner Inland revenue (DCIR) has issued showcause notice dated September 05, 2019 to the Company for the periods July 2018 to June 2019 and disallowed input tax amounting to Rs. 24.2 million on some taxable purchases and services received by the Company for the purpose of business during the said period. In response to showcause notice, the Company attended hearings from time to time and provide documents, explanations and supporting evidences.

However, the learned DCIR has passed an order in original (ONO) on February 13, 2020 disallowing input tax to the extent of Rs. 0.951 million. The Company has filed an appeal before Commissioner Inland Revenue – Appeals (CIR-A) against the said order. Based on appeal filed by the Company, CIR-A dated December 07, 2020 has remanded back the above disallowances.

CIR-Appeals vide his order reference no STA/401/LTU/2020/04 dated 07-12-2020 remanded back the case, however remand back proceedings were not initiated. As per section 11B of the Sales Tax Act, 1990, remand proceedings could have been initiated till June 30, 2022. Therefore, remand back proceedings are now time barred

**28.1.3** The Deputy Commissioner Inland Revenue (DCIR) has issued Assessment Order dated June 30, 2021 for the period July 01, 2015 to June 30, 2016 raising an aggregate sales tax demand for Rs. 122.97 million by disallowing certain input tax claimed by the Company in its sales tax return for the said tax period. The Company filed appeal against such order before Commissioner Inland Revenue (CIR-A). Based on the appeal by the Company, CIR(A) vide his order STA/28/LTO/2021/45 dated February 28, 2022 remanded back the case for fresh proceedings for the period from July 2015 to June 2016 and confirmed the issue of inadmissible input tax and default surcharge on advance.

Remand back proceedings were not initiated. As per section 11B of the Sales Tax Act, 1990, remand proceedings should have been initiated till June 30, 2023. Therefore, remand back proceedings are now time barred.

**28.1.4** The Deputy Commissioner Inland Revenue (DCIR) issued show cause notice dated May 18, 2021 regarding Sales Tax Audit of the Company u/s 25 and 46 of Sales Tax Act, 1990 and Federal Excise Act, 2005 respectively for the tax period from July 01, 2019 to June 30, 2020. DCIR disallowed input tax amounting to Rs. 107.07 million on some taxable purchases and services received by the Company for the purpose of business during the period from July 01, 2019 to June 30, 2020. In response to show cause notice, the Company attended hearings from time to time and provide documents, explanations and supporting evidences. However, the learned DCIR has passed an assessment order no. 15/51/2021- 2022 on September 02, 2021 disallowing input tax to the extent of Rs. 20.60 million. The management filed an appeal with Commissioner Inland Revenue - Appeal (CIR-A) against the order of DCIR. Hearings of the case were attended from time to time and the case is reserved for order in appeal.

CIR-Appeals vide his order STA/171/LTU/2020/56 dated 27-06-2022 remanded back the case, remand back proceedings were initiated and concluded vide Order passed u/s 11B reference no Assessment Order No 29/190/2023-24 dated 25.06.2024 and raised tax demand of Rs 147,217. The tax determined as per remand back proceedings is already paid by the company.

**28.1.5** The Deputy Commissioner Inland Revenue - (DCIR) had issued notice under section 122(2) of the Income Tax Ordinance, 2001 for the tax year 2021 relating to adjustment of tax payable of said year amounting to Rs. 2.29 million with available refunds from previous tax years. The Company responded the notice along with the legal justification of doing so, however, the learned DCIR was not agreed with the explanations and passed rectification of assessment order by creating tax demand of Rs. 2.29 million. The Company filed an appeal before Commissioner Inland Revenue - Appeals (CIR-A) against the order. The CIR-A remanded back case vide his order dated February 13, 2023.

Refund order passed u/s 170 for tax year 2020 dated 28-Feb-2023 and dated 08-Sep-2023 amounting to Rs 58.209 million against refund applied of Rs 71 million. Therefore, refund amount of Rs 12.8 million is pending which is sufficient to discharge Rs 2.29 million adjustment made against tax payable for tax year 2021. We therefore believe that no tax demand is pending in respect of tax year 2021.

- 28.1.6** In respect of tax periods from July 2012 to December 2014, an Order in Original (ONO) has been issued by an Officer of Sales Tax in 2014-15 against the Company raising a demand of Rs. 244.274 million which is mainly based on comparison of industry average for fuel and power consumption with that of the Company and thereby presuming the production quantities which in the view of tax authorities have not been subject to Sales Tax and Federal Excise Duty. Accordingly, the Company has filed an appeal before Commissioner Inland Revenue - Appeals (CIR-A) against the ONO passed by Officer of Sales Tax. However, CIR-A decided the case against the Company. The Company has filed an appeal before the Appellate Tribunal Inland Revenue (ATIR) against the order of CIR-A.

Moreover, recovery proceedings were also initiated by tax authorities in the matter for an aggregate demand amount of Rs 488.548 million including 100% penalty on the principal amount as aforesaid. Therefore, the Company filed a stay application against the said aggregate demand before the honorable High Court of Sindh. The Sindh High Court has allowed ad interim relief against recovery of demand and refrained tax authorities to take any adverse action in this respect. During 2017, Appellate Tribunal Inland Revenue (ATIR) has passed an order in favor of the Company. During 2018, the CIR has filed an appeal in the Honorable High Court of Sindh against the order passed by ATIR in favor of the Company. The matter is pending for adjudication. In view of Company's legal counsel, the case is sound in law; however, an outcome cannot be predicted with any degree of certainty. Hence, no provision has been recorded in unconsolidated financial statements.

- 28.1.7** In Year 2018, an order in original (ONO) has been issued by Deputy Commissioner Inland Revenue (DCIR) against the Company in respect of tax periods from July 2013 to August 2017 raising a demand of Rs. 56.632 million by disallowing certain input tax claimed by the Company in its sales tax returns for the aforesaid tax periods. The Company has filed an appeal on March 28, 2018 against the ONO passed by DCIR before Commissioner Inland Revenue - Appeals (CIR-A). The appeal has been decided in favor of the Company.

The Commissioner Inland Revenue has filed an appeal in Appellate Tribunal Inland Revenue (ATIR) against the order passed by CIR(A) in favor of the Company. The matter is pending for adjudication. The Company is confident based on its legal opinion that decision will come in its favour, hence no provision has been recorded in unconsolidated financial statements.

- 28.1.8** In 2018, Deputy Commissioner Inland Revenue (DCIR) passed an order under section 161/205 of the Income Tax Ordinance, 2001 (the Ordinance) in respect of tax year 2017 raising a tax demand of Rs. 94.670 million including default surcharge and penalty aggregating to Rs 15.208 million on the ground that Company has not deducted applicable withholding taxes while making payments for purchases and certain expenses and hence, made default under section 161/205 of the Ordinance. The Company has filed an appeal on May 4, 2018 before Commissioner Inland Revenue - Appeals (CIR-A) against the order passed by DCIR. The CIR-A has passed an order in favor of the Company.

However, Commissioner Inland Revenue (CIR) has filed an appeal with the Appellate Tribunal Inland Revenue (ATIR) against the order of Commissioner Inland Revenue - Appeals (CIR-A) passed in favor of the Company. The Company is confident based on its legal opinion that decision will come in its favour, hence no provision has been recorded in these unconsolidated financial statements.

- 28.1.9** In the year 2019, Assistant Commissioner Inland Revenue (ACIR) has passed an order under section 122(1) of the Income Tax Ordinance, 2001 (the Ordinance) in relation to tax audit conducted under section 177 of the Ordinance, in respect of tax year 2016. Through the said order, ACIR has disallowed deduction of certain expenses, deductible allowance of WPPF and tax credit claimed under section 65B of the Ordinance amounting to Rs 28.497 million, Rs 35.768 million and Rs 16.915 million respectively. The Company has filed an appeal on September 13, 2018 before Commissioner Inland Revenue - Appeals (CIR-A) against the order passed by ACIR. While deciding the appeal, CIR-A has allowed deduction of Rs 28.497 million whereas deduction allowance of WPPF and tax credit under section 65B were upheld by CIR-A. Therefore, the Company has filed an appeal on November 12, 2018 before the Appellate Tribunal Inland Revenue (ATIR) against the order of CIR-A on the said disallowances which is pending for hearing. In view of Company's tax consultant, favorable outcome of such appeal is anticipated; hence no provision is required to be made in these unconsolidated financial statements.

- 28.1.10** The Deputy Commissioner Inland Revenue (DCIR) issued an order-in-original (ONO) dated June 28, 2019 in respect of sales tax audit for the tax period from July 2017 to June 2018 raising a demand of Rs. 7.452 million (including default surcharge and penalty) by disallowing certain input tax claimed by the Company in its sales tax return for the aforesaid tax period.

The Company filed an appeal before Commissioner Inland Revenue-Appeals (CIR-A) against ONO issued by DCIR. While deciding appeal, CIR-A has deleted the disallowances of input tax amounting to Rs. 7.086 million and confirmed disallowance amounting to Rs. 0.011 million. The Department has filed an appeal against the CIR-A's Order before the Appellate Tribunal Inland Revenue Karachi (ATIR). The case is not yet fixed for hearing. The Company is confident based on its legal opinion that decision will come in its favour hence, no provision has been recorded in unconsolidated financial statements.

### 28.1.11

The Additional Commissioner Inland Revenue (ACIR) had issued Showcause notice u/s 122 (5A) of the Income Tax Ordinance, 2001 dated February 15, 2019 containing observations relating to self-assessment order u/s 120 of the Income Tax Ordinance, 2001 for the tax year 2017. The Company explained observations and attended hearings from time to time. However, learned ACIR passed Amended Assessment Order dated July 02, 2019 raising a demand of Rs. 34.094 million by disallowing certain expenses and tax credits. Such disallowances include fuel adjustment of Rs. 3.678 million, reduction in carry forward tax credit u/s 65B of Income Tax Ordinance, 2001 (the Ordinance) relating to tax year 2016 and disallowance of WPPF contribution. Management of the Company has filed the appeal against the impugned order before Commissioner Inland Revenue-Appeals (CIR-A). The CIR-Appeals annulled the assessment order vide his order no. 18 dated September 06, 2019.

On November 21, 2019, ACIR issued notice to the company for further clarification/explanation regarding fuel adjustment, WPPF and WWF to pass the appeal effect order. The management of the Company provided the required clarification/explanation, however, appeal effect order has not yet been passed by ACIR.

- 28.1.12** An ex-employee of the Company had filed CP # 86/2013 on May 21, 2013 for recovery of Rs. 2.10 million out of which an amount of Rs. 0.248 million has been claimed on account of 60 days gratuity and numerous other false and fabricated claims of short payments of Rs. 1.86 million. The Company is confident based on its legal opinion that decision will come in its favour hence, no provision has been recorded in these unconsolidated financial statements.
- 28.1.13** In the year 2000, two cement dealers had filed Suit no. 150/2001 & 151/2001 against the Company for Rs. 6.5 million and Rs. 1.5 million respectively being value of trucks which were handed over to the Company in lieu of outstanding dues from these dealers. The matter is pending for adjudication. In view of the Company's legal counsel, no unfavorable outcome can be estimated.
- 28.1.14** In the year 2018, an ex-employee of the Company filed a Suit no. 1272/2018 against the Company for recovery of outstanding balance in provident fund and other dues amounting to Rs. 50 million in the High Court of Sindh (The Court). The outstanding provident fund and other dues were settled in 1999 and the claim of such dues is false and fabricated. The Company is confident based on its legal opinion that decision will come in its favour hence, no provision has been recorded in these unconsolidated financial statements.
- 28.1.15** In the year 2021, some of the ex-employees of the Company had filed case # 301/2021 amount of Rs. 13,334,867/- before Workmen Compensation & Authority Under Payment of Wages Act, Hyderabad has been claimed on account of gratuity and numerous false and fabricated claims. The Company is confident based on its legal opinion that decision will come in its favour. Hence, no provision has been recorded in these unconsolidated financial statements.
- 28.1.16** In the year 2022, some of the ex-employees of the Company had filed case # 159/2022 amount of Rs. 2,135,562/- before Workmen Compensation & Authority Under Payment of Wages Act, Hyderabad has been claimed on account of gratuity and numerous false and fabricated claims. The Company is confident based on its legal opinion that decision will come in its favour. Hence, no provision has been recorded in these unconsolidated financial statements.
- 28.1.17** In the year 2022, some of the ex-employees of the Company had filed CP # D-641/2022 before High Court of Sindh (The Court) has been claimed on account of all legal dues i.e. gratuity/ Golden Handshake 2000 & 2004. The Company is confident based on its legal opinion that decision will come in its favour. Hence, no provision has been recorded in these unconsolidated financial statements.
- 28.1.18** As per section 5A of the Income Tax Ordinance, 2001, in case of a public company which does not distributes 20% of its after tax profit for the year within six months of the end of the tax year through cash, a tax rate of additional 5% of its accounting profit before tax shall be imposed. The Company earned a profit after tax of Rs. 213.522 million for the year ended June 30, 2019, however, keeping in view the lower profitability and foreseeing the challenging conditions faced by cement sector in the year ahead, the Board of Directors did not recommended any dividend for the year ended June 30, 2019.

The Company filed a Constitutional Petition (CP) before the Honourable Sindh High Court challenging the vires of Section 5A of the Income Tax Ordinance, 2001. The Honourable Sindh High Court while deciding the petition declares that Section 5A ultra vires of Constitution and is hereby struck down. However, Federal Board of Revenue (FBR) has filed in the Supreme Court of Pakistan against the decision of Sindh High Court. However till date no such proceeding has been initiated yet.

In the view of Company's management, favourable outcome is anticipated. Hence no provision for the tax liability in this respect has been recorded by the Company in these unconsolidated financial statements.

## 28.2 Commitments

- 28.2.1** Guarantee given by a commercial bank to Sui Southern Gas Company Limited on behalf of the Company amounting to Rs. 45 million (2023: Rs. 45 million).
- 28.2.2** Irrevocable letter of credit under capital expenditure as at reporting date against wind mill is amounting to Rs. 881.257 million (2023: Nil) and against import of stores and spares is amounting to Rs. 73.512 (2023: Nil) million.
- 28.2.3** Other outstanding guarantees given on behalf of the Company by banks amounting to Rs. 52.325 million (2023: Rs. 223.715 million).

**Thatta Cement Company Limited**  
**Notes to the Unconsolidated Financial Statements**  
**For the year ended June 30, 2024**

		June 30	June 30	
		2024	2023	
		----- Rupees in thousands -----		
29	SALES - NET	Note		
	Gross sales		9,977,643	7,160,521
	Less:			
	Federal Excise Duty		(1,076,670)	(735,424)
	Sales tax		(1,379,396)	(1,014,965)
			(2,456,066)	(1,750,389)
			7,521,577	5,410,132
<b>30</b>	<b>COST OF SALES</b>			
	Raw material consumed	30.1	355,718	414,352
	Packing material consumed	30.2	424,412	307,049
	Stores, spare parts and loose tools consumed		189,244	149,093
	Fuel and power	30.3	3,208,875	3,894,399
	Salaries, wages and other benefits	30.4	333,397	342,469
	Insurance		32,696	36,029
	Repairs and maintenance		11,795	20,016
	Depreciation	6.1.2	139,175	133,865
	Vehicle hire, running & maintenance		21,637	25,274
	Communication		2,008	2,030
	Entertainment		3,315	2,776
	Provision for slow moving of major stores and spares	6.2	5,646	4,650
	Provision for obsolete and slow moving of stores and spares		-	6,012
	Other production overheads		8,175	8,304
	<b>Cost of production</b>		4,736,093	5,346,318
	<b>Work-in-process</b>			
	Balance as at July 01,		737,889	415,295
	Balance as at June 30,	11	(146,166)	(737,889)
			591,723	(322,594)
	<b>Cost of goods manufactured</b>		5,327,816	5,023,724
	<b>Finished goods</b>			
	Balance as at July 01,		93,529	59,425
	Balance as at June 30,	11	(63,494)	(93,529)
			30,035	(34,104)
			5,357,851	4,989,620
<b>30.1</b>	<b>Raw material consumed</b>			
	Balance as at July 01,		26,029	14,957
	Purchases / Extracted		342,648	425,424
			368,677	440,381
	Balance as at June 30,	11	(12,959)	(26,029)
	Consumption	30.1.1	355,718	414,352
<b>30.1.1</b>	It includes royalty amounting to Rs. 84.723 million (2023: Rs. 155.345 million) relating to Lime Stone and Clay Shale, payable to Director General Mines and Mineral Development, Government of Sindh.			
<b>30.2</b>	<b>Packing material consumed</b>			
	Balance as at July 01,		76,089	73,526
	Purchases		369,645	309,612
			445,734	383,138
	Balance as at June 30,	11	(21,322)	(76,089)
	Consumption		424,412	307,049

### 30.3 Purchase of Coal

During the year the Company has started purchasing the coal from local supplier. Company transitioned from importing coal to sourcing it from local suppliers has resulted in significant decrease in the fuel and power by Rs. 941.885 million due to savings on transportation, cheap prices of coal and import duties.

30.4 This includes employees' retirement benefits amounting to Rs. 9.118 million (2023: Rs. 24.799 million).

		June 30	June 30
		2024	2023
	Note	----- Rupees in thousands -----	
<b>31 SELLING AND DISTRIBUTION COST</b>			
Salaries, wages and other benefits	31.1	5,904	15,803
Vehicle running expenses		607	1,970
Travelling and conveyance		312	639
Communication		227	361
Printing and stationery		13	80
Entertainment		347	326
Repair and maintenance		31	-
Rent, rates and taxes		3,517	2,120
Utilities		3,249	1,355
Advertisements		190	96
Freight charges - local sale		17,475	46,215
Commission		1,829	-
Depreciation	6	751	956
Marking fee expense		7,049	4,186
Loading and others		13,150	14,194
Miscellaneous		154	197
		<b>54,805</b>	<b>88,498</b>

31.1 This includes employees' retirement benefit amounting to Rs. 0.292 million (2023: Rs. 1.824 million).

### 32 ADMINISTRATIVE EXPENSES

Salaries, wages and other benefits	32.1	78,970	78,481
Director's fees		10,750	10,650
Vehicle running expenses		7,440	7,693
Travelling and conveyance		155	243
Advertisements		1,258	503
Communication, postage, telegram		1,765	1,788
Printing and stationery		1,238	1,126
Rent, rates and taxes		5,931	4,206
Entertainment		1,268	930
Legal and professional charges		5,124	9,842
Insurance		1,626	1,705
Repairs and maintenance		1,779	1,643
Utilities		6,033	3,453
Fees and subscription		6,120	3,267
Corporate expenses		1,601	435
Charity and donation	32.2	134	1,634
Auditors' remuneration	32.3	2,169	1,600
Other consultants' remuneration	32.4	2,407	1,672
Depreciation on property, plant and equipment	6.1.2	2,877	2,929
Amortization on right-of-use-assets		-	3,766
Amortization of intangible assets	7.1	1,170	1,170
Staff welfare expenses		3,091	4,359
Miscellaneous		452	1,204
		<b>143,358</b>	<b>144,299</b>

32.1 This includes employees' retirement benefit amounting to Rs. 3.289 million (2023: Rs. 7.458 million).

32.2 None of the directors or their spouses have any interest in any donee's fund to which donation was made.

		June 30	June 30
		2024	2023
	Note	----- Rupees in thousands -----	
<b>32.3 Auditor's remuneration</b>			
Annual audit fee		1,608	1,186
Half yearly review fee		237	162
Audit fee for consolidated financial statements		74	52
Fee for Code of Corporate Governance and other services		45	41
Out of pocket expenses		205	159
		<b>2,169</b>	<b>1,600</b>
<b>32.4 Other consultant's remuneration</b>			
Cost audit fee		372	200
Internal audit fee		1,830	1,320
Out of pocket expenses		205	152
		<b>2,407</b>	<b>1,672</b>
<b>33 OTHER OPERATING EXPENSES</b>			
Workers' Welfare Fund (WWF)		50,473	7,440
Workers' Profit Participation Fund (WPPF)	24	132,823	19,579
Exchange loss		183	4,002
		<b>183,479</b>	<b>31,021</b>
<b>34 OTHER INCOME</b>			
<b>Income from financial assets</b>			
Income on bank deposit accounts	34.1	248,940	47,306
Interest income from TDR's		168,306	53,200
Interest earned on loan to Subsidiary Company		-	11,550
Reversal of provision for obsolete and slow moving of stores and spares	10.1	6,217	-
		<b>423,463</b>	<b>112,056</b>
<b>Income from non-financial assets</b>			
Management fee	34.2	31,125	28,295
Waste heat recovery		238,110	37,854
Rental income		2,464	2,205
Gain on sale of property, plant and equipment		48,569	3,658
Scrap sales		-	9,654
Others		463	64,970
		<b>320,731</b>	<b>146,636</b>
		<b>744,194</b>	<b>258,692</b>
<b>34.1</b>	Income earned from bank deposits are under interest / mark-up arrangements with conventional banking system.		
<b>34.2</b>	This represents management fee charge to the Subsidiary Company for business support services. Service fee charged is amounting to Rs. 1 million plus applicable taxes, if any per month payable in arrears, are subject to increase of 10% per annum with mutual consent of both the parties.		
<b>35 FINANCE COST</b>			
Mark-up on short term borrowings		48,067	39,992
Mark-up on Workers' Profit Participation Fund		1,866	694
Bank charges and commission		3,358	8,233
Mark-up on leased asset		-	1,939
		<b>53,291</b>	<b>50,858</b>
<b>36 TAXATION</b>			
Current		888,221	113,864
Prior		12,438	(38)
Deferred		71,291	1,625
	36.1	<b>971,950</b>	<b>115,451</b>

	June 30 2024	June 30 2023
Note	----- Rupees in thousands -----	
<b>36.1 Relationship between tax expense and accounting profit</b>		
Profit before tax	2,472,987	364,528
Tax at 29%	717,166	105,713
Tax effect of (admissible) / inadmissible expenses in determining taxable income - net	(56,694)	7,680
Prior year tax charge	12,438	(38)
Minimum Tax u/s 113	-	(12,427)
Alternate Corporate Tax u/s 113(c)	-	(10,564)
Tax effect on taxable temporary differences - net	71,291	1,625
Super Tax @ 10% (2023: 6%)	227,749	23,462
	<b>971,950</b>	<b>115,451</b>

'Numerical reconciliation between the applicable tax rate and average effective tax rate is as follows:

	2024 %	2023 %
Applicable tax rate	29.00	29.00
Minimum Tax	-	(3.41)
Alternate Corporate Tax	-	(2.90)
Super tax	9.21	5.79
Others	1.09	2.54
	<b>10.30</b>	<b>2.02</b>
Average effective rate	<b>39.30%</b>	<b>31.67%</b>

### 37 EARNINGS PER SHARE - BASIC AND DILUTED

#### 37.1 Basic earnings per share

Profit for the year (Rupees)	1,501,037	249,077
		<b>Restated</b>
Weighted average number of ordinary shares	91,550,720	91,550,720
Earnings/(loss) per share - basic and diluted (Rupees)	16.40	2.72

#### 37.2 Diluted earnings per share

Diluted earnings per share has not been presented as the Company did not have any convertible instruments in issue as at June 30, 2024 and June 30, 2023 which would have any effect on the earnings per share if the option to convert is exercised.

### 38 RECONCILIATION OF MOVEMENT OF CASH FLOWS ARISING FROM FINANCING ACTIVITIES

Description	2024		Total
	Unclaimed Dividend	Buy Back of Shares	
Rupees			
Balance as at July 1, 2023	1,957	-	1,957
Financing cash inflows	-	-	-
Financing cash outflows	(24)	(276,558)	(276,582)
Balance as at June 30, 2024	1,933	(276,558)	(274,625)

### 39 CASH AND CASH EQUIVALENTS

Cash and bank balances	18	2,953,616	667,071
Short term running finance	27	(197,649)	(206,609)
		<b>2,755,967</b>	<b>460,462</b>



		June 30	June 30
		2024	2023
	Note	----- Rupees in thousands -----	
<b>40</b>	<b>CAPACITY AND ACTUAL PRODUCTION</b>		
	Production capacity - clinker (tons)	660,000	660,000
	Actual production - clinker (tons)	423,491	444,087
	Production capacity - cement (tons)	693,000	693,000
	Actual production - cement (tons)	529,700	441,480

**40.1** The production capacity utilization of clinker during the year has remained at 64.17% (2023: 67.29%).

**40.2** Cement from clinker is produced in accordance with the market demand.

#### **41 RELATED PARTY TRANSACTIONS & BALANCES**

The related parties comprises of subsidiary and other associated companies, key management personnel and staff retirement funds. The Company continues to have a policy whereby all transactions with related parties are entered into at commercial terms and conditions except for Service Level Agreement for business support services with the Subsidiary Company for which the basis are approved by the Board of Directors.

Further, contribution to defined contribution plan (provident fund) is made as per the terms of employment and trust deed. Detail of transactions during the year ended June 30, 2024 and outstanding balances as at June 30, 2024 with related parties are as follows:

#### **41.1 Transactions with related parties are summarized as follows:**

Related Party	Basis of Relationship	Nature of transactions	2024 (Rupees in thousands)	2023 (Rupees in thousands)
Thatta Power (Private) Limited	Subsidiary	Common shared expenses	5,276	4,635
		Receipts on account of common shared expenses	2,315	7,554
		Sales / (purchase) of store items (inclusive of GST) - net	(72)	1,257
		(Receipt) / payment on account of purchase of store items -net	(633)	(403)
		Purchase of electricity (inclusive of GST)	1,805,227	(830,813)
		Payment on account of electricity (inclusive of GST)	1,009,179	(730,422)
		Management fee claimed (inclusive of SST)	35,171	31,974
		Management fee received (inclusive of SST)	14,122	53,290
		Loan/advance to the Subsidiary	-	54,192
		Receipts on account of loan/advance to the Subsidiary	-	150,038
		Markup earned on loan/advance to the Subsidiary	-	11,550
		Sale of waste heat (inclusive of GST)	283,427	44,456
		Receipts on account of sale of waste heat (inclusive of GST)	15,541	69,320
Staff retirement benefits	Fund	Contribution to Employees' Gratuity Fund	-	10,000
		Contribution to Employees' Provident Fund	12,634	23,903
Other related parties		Education expenses - Model Terbiat School	3,091	4,359

#### **41.2 Year end balances**

Thatta Power (Private) Limited	Subsidiary	Payable against purchase of electricity (inclusive of GST)	1,010,047	213,949
		Receivable against management fee (inclusive of SST)	26,377	5,328
		Receivable against common shared expenses	3,856	895
		(Payable) / receivable against sale/purchase of store items-net	(371)	(190)
		Receivable against sale of waste heat (inclusive of GST)	276,300	8,414
Staff retirement benefits	Fund	(Receivable) / Payable to Gratuity Fund	(23,100)	(23,100)

**41.3** All transactions with related parties have been carried out on commercial terms and conditions as approved by the Board of Directors.

**41.4** There are no transactions with key management personnel other than under their terms of employment.

## 42 REMUNERATION OF CHIEF EXECUTIVE , DIRECTORS AND EXECUTIVES

The aggregate amounts charged during the year in the unconsolidated financial statements for remuneration, including all benefits to Chief Executive and Executives of the Company were as follows:

	2024		2023	
	Chief Executive	Executives	Chief Executive	Executives
	(Rupees in thousands)		(Rupees in thousands)	
Managerial remuneration	17,115	47,672	15,000	44,714
Leave fare allowance	-	-	1,250	3,593
Bonus	1,250	6,107	-	1,492
Retirement benefits	1,037	2,454	2,308	7,199
Other benefits	2,309	20,438	-	-
Total	21,711	76,672	18,558	56,998
Number of persons	2	17	1	13

42.1 The Chief Executive and Executives are provided with car monetization and other benefits in accordance with their entitlement as per rules of the Company.

42.2 An aggregate amount of Rs. 10.750 million (2023: Rs. 10.650 million) was paid to Non-Executive Directors/Members during the year on account of Board, Audit Committee, Liquidity Risk Management and Human Resource & Remuneration Committee meeting fee.

## 43 OPERATING SEGMENTS

43.1 These unconsolidated financial statements have been prepared on the basis of single reportable segment.

43.2 Revenue from sale of cement and clinker represents 100% (2023: 100%) of the total revenue of the Company.

43.3 100% (2023: 100%) sales of the Company relates to customers in Pakistan.

43.4 All non-current assets of the Company at June 30, 2024 are located in Pakistan.

## 44 FINANCIAL INSTRUMENTS AND RELATED RISK MANAGEMENT

Taken as a whole the Company's risk arising from financial instruments is limited as there is no significant exposure to price and cash flow risk in respect of such instruments. Financial instruments of the Company are as under:

	Note	June 30	June 30
		2024	2023
		----- Rupees in thousands -----	
<b>Financial assets</b>			
Long term deposits	9	5,125	5,125
Trade debts	12	138,875	424,518
Trade deposits	14	1,810	1,637
Short term investment	15	1,190,825	223,715
Other receivables and accrued mark-up	16	340,081	16,430
Gratuity fund asset	22.2.7	23,100	23,100
Cash and bank balances	18	2,953,616	667,071
		<b>4,653,432</b>	<b>1,361,596</b>
<b>Financial liabilities</b>			
Long term deposits	21	22,787	2,787
Trade and other payables	24	1,789,111	840,842
Unclaimed dividend	25	1,933	1,957
Accrued mark-up	26	11,911	12,765
Short term borrowings	27	197,649	206,609
		<b>2,023,391</b>	<b>1,064,960</b>

### 44.1 Financial risk management objectives

The Company has exposure to the following risks:

- credit risk
- liquidity risk
- market risk
- operational risk

The Board of Directors (the Board) of the Company has the overall responsibility for establishment and oversight of the Company's risk management framework. To assist the Board in discharging its oversight responsibility, the management has been made responsible for identifying, monitoring and managing the Company's financial risk exposure. The Company's overall risk management program seeks to minimize potential adverse effects on the Company's financial performance.

**a) Credit risk**

Credit risk is a risk that one party to a financial instrument will fail to discharge an obligation and cause the other party to incur a financial loss, without taking into account the fair value of any collateral. Concentration of credit risk arises when a number of financial instruments or contracts are entered into with same party, or when counter parties are engaged in similar business activities, or activities in the same geographical region, or have similar economic features that would cause their ability to meet contractual obligations to be similarly effected by change in economics, political or other conditions. Concentration of credit risk indicate the relative sensitivity of the Company's performance to developments affecting a particular industry.

At the reporting date, the Company's total credit risk was concentrated in the following industrial / economic sectors:

	2024		2023	
	Rupees in thousands	%	Rupees in thousands	%
Banks	2,949,314	63%	662,411	49%
Others	1,704,118	37%	699,185	51%
	<u>4,653,432</u>	<u>100%</u>	<u>1,361,596</u>	<u>100%</u>

The carrying amount of financial assets represents the maximum credit exposure. To reduce the exposure to credit risk, the Company has developed a policy of obtaining advance payment from its customers against sale of cement. Except for customers relating to the Government and certain credit worthy customers, the management strictly adheres to this policy. For any balance receivable from such Government and credit worthy customers, the management continuously monitors the credit exposure towards them and make provisions against those balances considered doubtful. Cash is held only with banks with high quality credit worthiness. There is no significant risk exposure to loan and advances and other receivables.

The maximum exposure to credit risk at the reporting date is:

	Note	June 30	June 30
		2024	2023
		----- Rupees in thousands -----	
Long term deposits	9	5,125	5,125
Trade debts	12	138,875	424,518
Trade deposits	14	1,810	1,637
Short term investment	15	1,190,825	223,715
Other receivables and accrued interest	16	340,081	16,430
Bank balances	18	2,949,314	662,411
		<u>4,626,030</u>	<u>1,333,836</u>

**Financial assets that are neither past due nor impaired**

The credit quality of assets that are neither past due nor impaired can be assessed by reference to historical information and external credit ratings or to historical counterparty default rates. As at June 30, 2024 trade debts of Rs. 17.931 million (2023: Rs. 51.079 million) were past due but not impaired. These relates to a number of independent customers for whom there is no recent history of default. The aging analysis of these trade debts is as follows:

**Not past due**

- within 30 days	52,112	197,841
- 31 to 90 days	68,832	175,831
- 91 to 180 days	14,258	30,614
- over 180 days	3,673	20,465
	<u>138,875</u>	<u>424,751</u>

To manage exposure to credit risk in respect of trade receivables, management performs credit reviews taking into account the customer's financial position, past experience and other factors. Where considered necessary, advance payments are obtained from certain parties.

The exposure to banks is managed by dealing with variety of major banks and monitoring exposure limits on continuous basis. The credit quality of cash at bank (in Current, PLS and deposit accounts) as per credit rating agencies is as follows:

Name of Banks	Rating agency	Ratings	
		Short-term	Long-term
National Bank of Pakistan	PACRA	A1+	AAA
Bank Alfalah Limited	PACRA	A1+	AA+
MCB Bank Limited	PACRA	A1+	AAA
Al Baraka Islamic Bank Limited	JCR-VIS	A-1	A+
Silk Bank Limited	JCR-VIS	A-	A-2
Summit Bank Limited	JCR-VIS	N/A	N/A
Faysal Bank Limited	PACRA	A1+	AA

Due to Company's long standing relationship with these counterparties and after giving due consideration to their strong financial standing, management does not expect non-performance by these counterparties on their obligation to the Company. For trade debts, internal risk assessment process determines the credit quality of the customer, taking into account its financial position, past experience and other factors. Individual risk limits are fixed based on internal or external ratings in accordance with limits set by the management. The utilization of said limits is regularly monitored.

#### Credit Rating of the Company

VIS Credit Rating Company Limited (VIS), has assigned the entity ratings of 'A-/A-2 (Single A Minus/A Two) to Thatta Cement Company Limited with a stable outlook. Medium to long term rating of 'A-' indicates good credit quality; protection factors are adequate. Risk factors may vary with possible changes in the economy. Short-term rating of 'A-2' indicates good certainty of timely payment. Liquidity factors and Company's fundamentals are sound. Access to capital markets is good. Risk factors are small.

#### Financial assets that are past due or impaired

The credit quality of financial assets that are past due or impaired can be assessed by reference to note 13.2. The aging analysis of these impaired trade debts is as follows:

	June 30 2024	June 30 2023
	----- Rupees in thousands -----	
Below five years	3,312	3,312
Over five years	72,028	72,028
	<b>75,340</b>	<b>75,340</b>

#### b) Liquidity risk management

Liquidity risk is the risk that the Company will encounter difficulty in meeting its financial obligations as they fall due. Liquidity risk arises because of the possibility that the Company could be required to pay its liabilities earlier than expected or may face difficulty in raising funds to meet commitments associated with financial liabilities as they fall due.

The Company is exposed to liquidity risk in respect of non-current interest bearing liabilities, long term deposit, short term borrowings, trade and other payable and mark-up accrued.

The Company's approach to manage liquidity is to ensure, as far as possible, that it will always have sufficient liquidity to meet its liabilities when due, under both normal and stressed conditions, without incurring unacceptable losses or risking damage to the Company's reputation.

Management closely monitors the Company's liquidity and cash flow position. This includes maintenance of liquidity ratios, debtors and creditors concentration both in terms of the overall funding mix and avoidance of undue reliance on large individual customers.

## Maturity analysis for financial liabilities

The table below analyses the Company's financial liabilities into relevant maturity groupings based on the remaining period at the reporting date to maturity date and represents the undiscounted cash flows. The amounts in the table are the gross nominal undiscounted cash flows (including interest payments).

		2024				
		Carrying amount	Contractual cash flows	Six months or less	Six to twelve months	More than one year
		(Rupees in thousands)				
<b>Non-derivative</b>	<b>Note</b>					
<b>Financial liabilities</b>						
Long term deposits	21	22,787	(22,787)	-	-	(22,787)
Trade and other payables	24	2,029,103	(2,029,103)	(2,029,103)		
Short term borrowing	27	197,649	(197,649)	(98,825)	(98,825)	-
Accrued mark up	26	11,911	(11,911)	(11,911)	-	-
		<u>2,261,450</u>	<u>(2,261,450)</u>	<u>(2,139,839)</u>	<u>(98,825)</u>	<u>(22,787)</u>

		2023				
		Carrying amount	Contractual cash flows	Six months or less	Six to twelve months	More than one year
		(Rupees in thousands)				
<b>Non-derivative</b>	<b>Note</b>					
<b>Financial liabilities</b>						
Long term deposits	21	2,787	(2,787)	-	-	(2,787)
Trade and other payables	24	968,520	(968,520)	(968,520)		
Short term borrowing	27	206,609	(206,609)	(103,305)	(103,305)	-
Accrued mark up	26	12,765	(12,765)	(12,765)	-	-
		<u>1,190,681</u>	<u>(1,190,681)</u>	<u>(1,084,590)</u>	<u>(103,305)</u>	<u>(2,787)</u>

The contractual cash flows relating to the above financial liabilities have been determined on the basis of mark-up rate effective at the reporting date.

### c) Market risk

Market risk is the risk that changes in market interest rates, foreign exchange rates and other prices will affect the Company's income or the value of its holdings of financial instruments. The objective of market risk management is to manage and control market risk exposures within acceptable parameters, while optimizing the return on risk.

### d) Interest / mark-up rate risk management

Interest / mark-up rate risk management arises from the possibility of changes in interest/mark-up rates which may affect the value of financial instruments. The Company has long term finance and short term borrowing at variable rates. The Company is exposed to interest / mark-up rates risk on long term financing, where interest rate risk is covered by holding "Prepayment option" which can be exercised upon any adverse movement in the underlying interest rates. At the reporting date the interest rate profile of the Company's interest bearing financial instruments is as follows:

	Carrying amount	
	2024	2023
	(Rupees in thousands)	
<b>Variable rate instruments</b>		
Financial assets	2,936,098	660,007
Financial liabilities	197,649	206,609

### Fair value sensitivity analysis for fixed rate instruments:

The Company does not account for any fixed rate financial assets and liabilities at fair value through profit or loss. Therefore, change in interest rates at the reporting date would not affect unconsolidated statement of profit or loss.

### Cash flow sensitivity analysis for variable rate instruments:

#### Financial assets

If interest rate had fluctuated by 100 basis points with all other variables held constant, profit / (loss) before tax for the year would have been Rs. 24.12 million (2023: Rs 3.64 million) higher / lower, mainly as a result of higher / lower interest income from these financial assets.

#### Financial liabilities

If interest rate had fluctuated by 100 basis points with all other variables held constant, profit before tax for the year would have been Rs. 2.07 million (2023: Rs. 2.545 million) higher / lower, mainly as a result of higher / lower interest expense on these financial liabilities.

A summary of the Company's interest rate gap position, categorized by the earlier of contractual re-pricing or maturity dates at the end of year is as follows:

		2024					
Note	Mark-up/ return (%)	Less than 6 months	6 months to 1 year	More than 1 year	Total		
----- (Rupees in thousands) -----							
<b>Assets</b>							
	Bank balance in PLS accounts	18	19.5% to 20.5%	2,936,098	-	-	2,936,098
	<b>Total assets</b>			2,936,098	-	-	2,936,098
<b>Liabilities</b>							
	Short term borrowings	27	21.46% to 25.5%	(98,825)	(98,825)	-	(197,649)
	<b>Total liabilities</b>			(98,825)	(98,825)	-	(197,649)
	<b>On-balance sheet gap</b>			2,837,274	(98,825)	-	2,738,449
	<b>Total interest risk sensitivity gap</b>			2,837,274	2,738,449	2,738,449	2,738,449

		2023					
Note	Mark-up/ return (%)	Less than 6 months	6 months to 1 year	More than 1 year	Total		
----- (Rupees in thousands) -----							
<b>Assets</b>							
	Bank balance in PLS accounts	18	14.5% to 19.5%	660,007	-	-	660,007
	<b>Total assets</b>			660,007	-	-	660,007
<b>Liabilities</b>							
	Short term borrowings	27	16.66% to 24.98%	(103,305)	(103,305)	-	(206,609)
	<b>Total liabilities</b>			(103,305)	(103,305)	-	(206,609)
	<b>On-balance sheet gap</b>			556,703	(103,305)	-	453,398
	<b>Total interest risk sensitivity gap</b>			556,703	453,398	453,398	453,398

#### e) Foreign exchange risk management

Foreign exchange risk is the risk that the value of financial asset or a liability will fluctuate due to change in foreign exchange rates. It arises mainly where receivables and payables exist due to transactions entered into foreign currencies. Currently, the Company's foreign exchange risk exposure is restricted to the amounts receivable/payable from/to the foreign entities and outstanding letters of credit and bills payable.

The Company does not have any exposure to foreign currency risk at the reporting date.

Therefore, the Company does not obtain forward cover against the exposure. However, the following significant rates applied during the year:

	2024	2023	2024	2023
	Average Rate		Balance sheet date rate	
US Dollar to PKR	278.66	276.92	279	287

#### f) Fair value of financial instruments

Fair value of the financial instrument is the amount for which an asset could be sold or exchanged, or a liability can be settled, between knowledgeable willing parties in an arm's length transaction.

The carrying amount of all financial assets and liabilities reflected in the unconsolidated financial statements approximate their fair values. The methods used for determining fair value of each class of financial assets and liabilities are disclosed in respective policy notes.

#### g) Fair value hierarchy

The Company uses the following hierarchy for determining and disclosing the fair value of financial instruments by valuation technique:

- Level 1 quoted (unadjusted) prices in active markets for identical assets and liabilities.
- Level 2 other techniques for which all inputs which have a significant effect on the recorded fair value are observable either, directly or indirectly.
- Level 3 techniques which use inputs that have a significant effect on the recorded fair value that are not based on observable market data.

Transfer between levels of the fair value hierarchy are recognized at the end of the reporting period during which the changes have occurred. However, there were no transfers between levels of fair value hierarchy during the year.

## h) Capital Management

The Board's policy is to maintain a strong capital base so as to maintain investor, creditor and market confidence and to sustain future development of the business. The Board of Directors monitor the return on capital, which the Company defines as net profit after taxation divided by total shareholders' equity. The Board of Directors also monitor the level of dividend to ordinary shareholders. There were no changes to the Company's approach to capital management during the year and the Company is not subject to externally imposed capital requirements.

The Company's objectives when managing capital are:

- (i) to safeguard the entity's ability to continue as a going concern, so that it can continue to provide returns for shareholders and benefits for other stakeholders, and
- (ii) to provide an adequate return to shareholders.

	2024	2023
Debt to equity ratio	0.05	0.07
Debt to asset ratio	0.03	0.05
Current ratio	1.67	1.78
Quick Ratio	1.53	1.01

The Company manages the capital structure in the context of economic conditions and the risk characteristics of the underlying assets. The Company finances its operations through equity, borrowing and management of working capital with a view to maintain an appropriate mix between various sources of finance to minimize risk.

## i) Operational risk

Operational risk is the risk of direct or indirect loss arising from a wide variety of causes associated with the processes, technology and infrastructure supporting the Company's activities, either internally within the Company or externally at the Company's service providers, and from external factors other than credit, market and liquidity risks such as those arising from legal and regulatory requirements and generally accepted standards of operation behaviour. Operational risks arise from all the Company's activities.

The Company's objective is to manage operational risk so as to balance limiting of financial losses and damage to its reputation while achieving its objectives of becoming a profitable organization, producing high quality cement and generating returns for investors. Primary responsibility for the development and implementation of controls over operational risk rests with the Board of Directors. This responsibility encompasses the controls in the following areas:

- compliance with regulatory and other legal requirements;
- requirements for periodic assessment of operational risks faced and the adequacy of controls and procedures to address the risks identified;
- ethical and business standards;
- risk mitigation, including insurance where this is effective; and
- operational and qualitative track record of the plant and equipment supplier and related service providers.
- documentation of controls and procedures;
- requirements for appropriate segregation of duties between various functions, roles and responsibilities ;
- requirements for reconciliation and monitoring of transactions;

## 45 NUMBER OF EMPLOYEES

The total number of employees at the year end were 409 (2023: 493) and average number of employees during the year were 476 (2023: 497).

## 46 NON-ADJUSTING EVENT AFTER THE BALANCE SHEET DATE

The Board of Directors in their meeting held on August 20, 2024 have proposed final cash dividend Rs. 1 per share (2023: Rs. Nil per Share) in respect of year ended June 30, 2024.

**47 DATE OF AUTHORIZATION FOR ISSUE**

These unconsolidated financial statements were authorized for issue on August 20, 2024 by the Board of Directors of the Company.

**48 GENERAL**

**48.1** Corresponding figures have been rearranged and reclassified, wherever necessary for the purpose of comparison and for better presentation. However, no significant reclassification has been made during the year.


**48.2** Amounts have been rounded off to the nearest thousands of Rupees.



\_\_\_\_\_  
**CHIEF FINANCIAL OFFICER**



\_\_\_\_\_  
**CHIEF EXECUTIVE**



\_\_\_\_\_  
**DIRECTOR**





CONSOLIDATED FINANCIAL STATEMENTS  
OF  
THATTA CEMENT COMPANY LIMITED  
FOR THE YEAR ENDED  
JUNE 30, 2024

**BDO Ebrahim & Co. Chartered Accountants**

BDO Ebrahim & Co., a Pakistan registered partnership firm, is a member of BDO International Limited, a UK company limited by guarantee, and forms part of the international BDO network of independent member firms.



Tel: +92 21 3568 3030  
Fax: +92 21 3568 4239  
www.bdo.com.pk

2nd Floor, Block-C  
Lakson Square, Building No. 1  
Sarwar Shaheed Road  
Karachi-74200  
Pakistan

**DRAFT**

**INDEPENDENT AUDITOR'S REPORT TO THE MEMBERS OF THATTA CEMENT COMPANY LIMITED**

**Report on the Audit of the Consolidated Financial Statements**

**Opinion**

We have audited the annexed consolidated financial statements of THATTA CEMENT COMPANY LIMITED (the Holding Company) and its subsidiary namely THATTA POWER (PRIVATE) LIMITED (the Group), which comprise the consolidated statement of financial position as at June 30, 2024, and the consolidated statement of the profit or loss, the consolidated statement of comprehensive income, the consolidated statement of changes in equity, the consolidated statement of cash flows for the year then ended, and notes to the consolidated financial statements, including a summary of material accounting policy information and other explanatory information, and we state that we have obtained all the information and explanations which, to the best of our knowledge and belief, were necessary for the purposes of the audit.

In our opinion the consolidated financial statement gives a true and fair view of the consolidated financial position of the group as at June 30, 2024 and its consolidated financial performance and its consolidated cash flows for the year then ended in accordance with the accounting and reporting standards as applicable in Pakistan.

**Basis for Opinion**

We conducted our audit in accordance with International Standards on Auditing (ISAs) as applicable in Pakistan. Our responsibilities under those standards are further described in the Auditor's Responsibilities for the Audit of the Consolidated Financial Statements section of our report. We are independent of the Group in accordance with the International Ethics Standards Board for Accountants' Code of Ethics for Professional Accountants as adopted by the Institute of Chartered Accountants of Pakistan (the Code) and we have fulfilled our other ethical responsibilities in accordance with the Code. We believe that the audit evidence we have obtained is sufficient and appropriate to provide a basis for our opinion.

**Emphasis of Matters**

- a) We draw attention to note 22.2 to the consolidated financial statements which states that the Subsidiary Company had defaulted in paying the instalments due on the payment dates. This results in breach of the terms and conditions of the agreement, due to which the outstanding loan was made payable on demand and was reclassified as current liability.
- b) We draw attention to note 26.3 and 26.4 to the consolidated financial statements which states that the Subsidiary company has not recognized liabilities in respect of Workers' profit participation and workers' welfare fund post financial year 2015 nor has discharged the recorded liability till such date based on a legal advice.

Our opinion is not modified in respect of the above matters.



### Key Audit Matters

Key audit matters are those matters that, in our professional judgment, were of most significance in our audit of the consolidated financial statements of the current year. These matters were addressed in the context of our audit of the consolidated financial statements as a whole, and in forming our opinion thereon, and we do not provide a separate opinion on these matters.

Following are the Key audit matters:

S. No	Key audit matters	How the matter was addressed in our audit
1.	<p><b>Contingencies</b></p> <p>As disclosed in note 30.1 to the annexed consolidated financial statements, the Group has contingent liabilities and tax litigations in respect of income and sales tax matters, which are pending adjudication at different levels with the taxation authorities and other legal forums.</p> <p>Contingencies require management to make judgments and estimates in relation to the interpretation of laws, statutory rules, regulations and the probability of outcome and financial impact, if any, on the Group for disclosure and recognition and measurement of any provision that may be required against such contingencies.</p> <p>Due to significance of amounts involved, inherent uncertainties with respect to the outcome of matters and use of significant management judgments and estimates to assess the same including related financial impacts, we considered contingent liabilities and tax related litigations, as key audit matter.</p>	<p>We undertook number of procedures to verify the appropriateness of contingencies in the consolidated financial statements. This included, among others:</p> <ul style="list-style-type: none"> <li>• We discussed the progress of each case and the Group's estimate of the cost to be incurred;</li> <li>• We reviewed the key elements of the basis used by management while challenging reasonableness of the cost estimates;</li> <li>• We obtained confirmations from legal advisors for current status on pending previous cases and any new case filed during the year;</li> <li>• Checked orders by relevant authority on previous lawsuits / cases which are being disclosed in the consolidated financial statements; and</li> <li>• Made an assessment of likelihood of occurrence of such events and impact on the consolidated financial statements.</li> <li>• We reviewed the adequacy of the related disclosures in the unconsolidated financial statements in accordance with applicable financial reporting framework.</li> </ul>
2.	<p><b>Increase in Revenue</b></p> <p>As disclosed in Note 31 to the unconsolidated financial statements, there is a significant increase in Gross Revenue compared to prior year. The increase of Rs. 2,871.061 million (39.34%) is material to the unconsolidated financial statements.</p> <p>The significant increase in revenue raises concerns about the potential risk of fraud,</p>	<p>Our audit procedures to assess the recognition of revenue, amongst others, included the following:</p> <ul style="list-style-type: none"> <li>• Obtained and understanding of process relating to recognition of revenue and testing the design and implementation of key internal controls over recording of revenue.</li> </ul>



S. No	Key audit matters	How the matter was addressed in our audit
	<p>errors or misstatements in the underlying transactions and their recognition. These factors represent high risk of material misstatement that the revenue may not be accurately recorded, recognized in the appropriate period, or not properly disclosed in the unconsolidated financial statements. Therefore, we considered revenue to be a key audit matter.</p>	<ul style="list-style-type: none"> <li>• Tested a sample of revenue transactions recorded around the year end with the sales orders, sales invoices, delivery documents and other relevant underlying documentation to assess if the related revenue was recorded in the appropriate accounting period.</li> <li>• Performed cut-off procedures to ensure that the revenue is recorded in correct accounting period.</li> <li>• Compared the details of a sample of journal entries posted to revenue accounts during the year, meeting with the relevant underlying documentation;</li> <li>• We reviewed the adequacy of the related disclosures in the unconsolidated financial statements in accordance with applicable financial reporting framework.</li> </ul>

**Information Other than the Consolidated Financial Statements and Auditor’s Report Thereon**

Management is responsible for the other information. The other information comprises the information included in the annual report but does not include the consolidated financial statements and our auditor’s report thereon.

Our opinion on the consolidated financial statements does not cover the other information and we do not express any form of assurance conclusion thereon.

In connection with our audit of the consolidated financial statements, our responsibility is to read the other information and, in doing so, consider whether the other information is materially inconsistent with the consolidated financial statements or our knowledge obtained in the audit or otherwise appears to be materially misstated. If, based on the work we have performed, we conclude that there is a material misstatement of this other information, we are required to report that fact. We have nothing to report in this regard.

**Responsibilities of Management and Board of Directors for the Consolidated Financial Statements**

Management is responsible for the preparation and fair presentation of the consolidated financial statements in accordance with the accounting and reporting standards as applicable in Pakistan and the requirements of Companies Act, 2017 (XIX of 2017) and for such internal control as management determines is necessary to enable the preparation of consolidated financial statements that are free from material misstatement, whether due to fraud or error.

In preparing the consolidated financial statements, management is responsible for assessing the Group’s ability to continue as a going concern, disclosing, as applicable, matters related to going concern and using the going concern basis of accounting unless management either intends to liquidate the Group or to cease operations, or has no realistic alternative but to do so.



The Board of directors are responsible for overseeing the Group's financial reporting process.

#### Auditor's Responsibilities for the Audit of the Consolidated Financial Statements

Our objectives are to obtain reasonable assurance about whether the consolidated financial statements as a whole are free from material misstatement, whether due to fraud or error, and to issue an auditor's report that includes our opinion. Reasonable assurance is a high level of assurance, but is not a guarantee that an audit conducted in accordance with ISAs as applicable in Pakistan will always detect a material misstatement when it exists. Misstatements can arise from fraud or error and are considered material if, individually or in the aggregate, they could reasonably be expected to influence the economic decisions of users taken on the basis of these consolidated financial statements.

As part of an audit in accordance with ISAs as applicable in Pakistan, we exercise professional judgment and maintain professional skepticism throughout the audit. We also:

- Identify and assess the risks of material misstatement of the consolidated financial statements, whether due to fraud or error, design and perform audit procedures responsive to those risks, and obtain audit evidence that is sufficient and appropriate to provide a basis for our opinion. The risk of not detecting a material misstatement resulting from fraud is higher than for one resulting from error, as fraud may involve collusion, forgery, intentional omissions, misrepresentations, or the override of internal control.
- Obtain an understanding of internal control relevant to the audit in order to design audit procedures that are appropriate in the circumstances, but not for the purpose of expressing an opinion on the effectiveness of the Group's internal control.
- Evaluate the appropriateness of accounting policies used and the reasonableness of accounting estimates and related disclosures made by management.
- Conclude on the appropriateness of management's use of the going concern basis of accounting and, based on the audit evidence obtained, whether a material uncertainty exists related to events or conditions that may cast significant doubt on the Group's ability to continue as a going concern. If we conclude that a material uncertainty exists, we are required to draw attention in our auditor's report to the related disclosures in the consolidated financial statements or, if such disclosures are inadequate, to modify our opinion. Our conclusions are based on the audit evidence obtained up to the date of our auditor's report. However, future events or conditions may cause the Group to cease to continue as a going concern.
- Evaluate the overall presentation, structure and content of the consolidated financial statements, including the disclosures, and whether the consolidated financial statements represent the underlying transactions and events in a manner that achieves fair presentation.
- Obtain sufficient appropriate audit evidence regarding the financial information of the entities or business activities within the Group to express an opinion on the consolidated financial statements. We are responsible for the direction, supervision and performance of the group audit. We remain solely responsible for our audit opinion.

We communicate with the board of directors regarding, among other matters, the planned scope and timing of the audit and significant audit findings, including any significant deficiencies in internal control that we identify during our audit.



We also provide the board of directors with a statement that we have complied with relevant ethical requirements regarding independence, and to communicate with them all relationships and other matters that may reasonably be thought to bear on our independence, and where applicable, related safeguards.

From the matters communicated with the board of directors, we determine those matters that were of most significance in the audit of the consolidated financial statements of the current year and are therefore the key audit matters. We describe these matters in our auditor's report unless law or regulation precludes public disclosure about the matter or when, in extremely rare circumstances, we determine that a matter should not be communicated in our report because the adverse consequences of doing so would reasonably be expected to outweigh the public interest benefits of such communication.

The engagement partner on the audit resulting in this independent auditor's report is Tariq Feroz Khan.

KARACHI

DATED:

UDIN:

*bmo* BDO EBRAHIM & CO.  
CHARTERED ACCOUNTANTS

# THATTA CEMENT COMPANY LIMITED

CONSOLIDATED FINANCIAL STATEMENTS

FOR THE YEAR ENDED JUNE 30, 2024

**Thatta Cement Company Limited**  
**Consolidated Statement of Financial Position**  
**As at June 30, 2024**

		June 30, 2024	June 30, 2023
	Note	---- Rupees in thousands ----	
<b>ASSETS</b>			
<b>NON-CURRENT ASSETS</b>			
Property, plant and equipment	7	4,063,937	3,811,303
Intangibles	8	2,925	4,095
Long term deposits	9	5,125	5,125
Gratuity fund asset	24.2.7	23,100	23,100
		<b>4,095,087</b>	<b>3,843,623</b>
<b>CURRENT ASSETS</b>			
Stores, spare parts and loose tools	10	221,907	223,534
Stock-in-trade	11	250,702	926,376
Trade debts	12	745,025	969,709
Advances	13	38,486	50,027
Deposits and prepayments	14	233,502	231,744
Short term investment	15	1,190,825	323,715
Other receivables and accrued mark-up	16	29,738	25,050
Sales tax refundable		40,396	-
Short term loan	17	-	300,000
Taxation-net	18	-	103,284
Cash and bank balances	19	2,992,916	684,452
		<b>5,743,497</b>	<b>3,837,891</b>
<b>TOTAL ASSETS</b>		<b>9,838,584</b>	<b>7,681,514</b>
<b>EQUITY AND LIABILITIES</b>			
<b>SHAREHOLDERS' EQUITY</b>			
Authorized capital	20	2,000,000	2,000,000
Issued, subscribed and paid-up capital	20	847,181	997,181
Capital reserve	21	99,718	99,718
Revenue reserve	21	4,325,669	3,090,047
<b>Equity attributable to the owners of the Holding Company</b>		<b>5,272,568</b>	<b>4,186,946</b>
Non-controlling interests		821,280	904,844
<b>Total equity</b>		<b>6,093,848</b>	<b>5,091,790</b>
<b>NON-CURRENT LIABILITIES</b>			
Long term financing		-	-
Long term deposits		22,787	2,787
Employee benefits		-	19,694
Deferred taxation		349,364	278,073
		<b>372,151</b>	<b>300,554</b>
<b>CURRENT LIABILITIES</b>			
Trade and other payables	26	1,423,518	1,165,830
Unclaimed dividend	27	1,933	1,957
Accrued mark-up	28	348,088	163,445
Current maturity of long term financing	22	751,329	751,329
Taxation- net	18	650,068	-
Short term borrowings	29	197,649	206,609
		<b>3,372,585</b>	<b>2,289,170</b>
<b>TOTAL EQUITY AND LIABILITIES</b>		<b>9,838,584</b>	<b>7,681,514</b>
<b>CONTINGENCIES AND COMMITMENTS</b>			
	30		

The annexed notes from 1 to 50 form an integral part of these consolidated financial statements.



CHIEF FINANCIAL OFFICER



CHIEF EXECUTIVE



DIRECTOR



**Thatta Cement Company Limited**  
**Consolidated Statement of Profit or Loss**  
**For the year ended June 30, 2024**

		June 30, 2024	June 30, 2023
	Note	---- Rupees in thousands ----	
Sales - gross		10,169,026	7,297,965
Sales tax and federal excise duty		(2,485,260)	(1,770,838)
Sales - net	31	7,683,766	5,527,127
Cost of sales	32	(5,336,048)	(4,868,158)
<b>Gross profit / (loss)</b>		<b>2,347,718</b>	658,969
Selling and distribution cost	33	(54,805)	(88,498)
Administrative expenses	34	(149,701)	(150,650)
		<b>2,143,212</b>	419,821
Other operating expenses	35	(183,495)	(30,865)
<b>Operating profit</b>		<b>1,959,717</b>	388,956
Other income	36	555,426	266,363
Finance cost	37	(240,798)	(217,447)
<b>Profit before taxation</b>		<b>2,274,345</b>	437,872
Taxation	38	(995,729)	(128,206)
<b>Profit for the year</b>		<b>1,278,616</b>	309,666
<b>Profit for the year attributable to:</b>			
- Equity holders of the Holding Company		1,362,180	286,903
- Non-controlling interests		(83,564)	22,763
		<b>1,278,616</b>	309,666
<b>Earnings per share - basic and diluted (Rupees)</b>	39	<b>13.97</b>	3.11


The annexed notes from 1 to 50 form an integral part of these consolidated financial statements.



CHIEF FINANCIAL OFFICER



CHIEF EXECUTIVE



DIRECTOR


**Thatta Cement Company Limited**  
**Consolidated Statement of Comprehensive Income**  
**For the year ended June 30, 2024**

	June 30, 2024	June 30, 2023
---- Rupees in thousands ----		
Profit for the year	1,278,616	309,666
<b>Other comprehensive income:</b>		
Items that will not be subsequently reclassified to profit or loss:		
Loss on remeasurement of defined benefit liability - Net of Tax	-	(4,677)
<b>Total comprehensive income for the year</b>	<b>1,278,616</b>	<b>304,989</b>
<b>Total comprehensive income for the year attributable to:</b>		
- Equity holders of the Holding Company	1,362,180	282,226
- Non-controlling interests	(83,564)	22,763
	<b>1,278,616</b>	<b>304,989</b>

The annexed notes from 1 to 50 form an integral part of these consolidated financial statements.



CHIEF FINANCIAL OFFICER



CHIEF EXECUTIVE



DIRECTOR

**Thatta Cement Company Limited**  
**Consolidated Statement of Cash Flows**  
**For the year ended June 30, 2024**

	June 30, 2024	June 30, 2023
---- Rupees in thousands ----		
<b>CASH FLOWS FROM OPERATING ACTIVITIES</b>		
<b>Profit / (loss) before taxation</b>	<b>2,274,345</b>	437,872
<b>Adjustment for:</b>		
Depreciation on property, plant and equipment	7 270,063	245,036
Depreciation on right-of-use-assets	34 -	3,766
Amortization on intangibles	34 1,170	1,170
Provision for obsolete and slow moving of major stores and spares	32 8,590	4,650
Provision for obsolete and slow moving stores and spares	32 (8,505)	6,052
Finance cost	37 240,798	217,447
Provision for gratuity	24.2.11 -	(52,004)
(Reversal) / provision for leave encashment	(18,166)	4,103
Provision for loss allowance	-	233
Workers' Welfare Fund	35 50,473	7,440
Workers' Profit Participation Fund	35 132,823	19,579
Other charge	575	-
Gain on sale of property, plant and equipment	36 (48,569)	(45,968)
	<b>629,252</b>	411,504
<b>Operating cash flows before working capital changes</b>	<b>2,903,597</b>	849,376
<b>(Increase) / decrease in current assets</b>		
Stores, spare parts and loose tools	10,133	72,422
Stock-in-trade	675,674	(360,645)
Trade debts	224,684	581,511
Advances	11,541	34,761
Deposits and prepayments	(1,758)	(25,580)
Other receivable and accrued mark-up	(4,688)	(22,034)
Sales tax refundable	(40,396)	-
	<b>875,190</b>	280,435
<b>Increase in current liabilities</b>		
Trade and other payables	101,411	(238,082)
<b>Cash generated from operations</b>	<b>3,880,198</b>	891,729
Finance cost paid	(54,289)	(112,048)
Gratuity paid	24.2.9 -	(10,000)
Lease rentals paid	-	(5,020)
Leave encashment paid	(1,528)	(2,998)
Workers' Welfare Fund paid	(8,015)	(3,760)
Workers' Profit Participation Fund paid	26.3 (21,445)	(9,037)
Income tax paid- net	(171,086)	(37,203)
<b>Net cash flow from operating activities</b>	<b>3,623,835</b>	711,663
<b>CASH FLOWS FROM INVESTING ACTIVITIES</b>		
Addition in property plant and equipment	(532,692)	(66,134)
Short term investment	(867,110)	150,000
Long term deposit - assets	-	(1,329)
Long term deposit - liabilities	20,000	-
Proceeds from sale of property, plant and equipment	49,973	83,657
<b>Net cash flows (used in) / generated from investing activities</b>	<b>(1,329,829)</b>	166,194
<b>CASH FLOWS FROM FINANCING ACTIVITIES</b>		
Repayment of long-term financing from banking companies	22.1 -	(125,222)
Short term loan	17 300,000	(300,000)
Dividend paid	(24)	(15)
Buy back of shares	(276,558)	-
<b>Net cash generated from / (used in) financing activities</b>	<b>23,418</b>	(425,237)
<b>Net increase in cash and cash equivalents</b>	<b>2,317,424</b>	452,620
Cash and cash equivalents at beginning of the quarter	477,843	25,223
<b>Cash and cash equivalents at end of the quarter</b>	<b>2,795,267</b>	477,843

The annexed notes from 1 to 50 form an integral part of these consolidated financial statements.



CHIEF FINANCIAL OFFICER



CHIEF EXECUTIVE



DIRECTOR


**Thatta Cement Company Limited**  
**Consolidated Statement of Changes in Equity**  
**For the year ended June 30, 2024**

	Reserves			Sub Total	Non-controlling interests	Total equity	
	Capital reserve	Revenue reserves					
	Share premium	Actuarial loss on remeasurement of defined benefit liability	Accumulated profit				
	----- Rupees in thousands -----						
<b>Balance as at July 1, 2022</b>	997,181	99,718	(20,427)	2,828,248	2,907,539	882,081	4,786,801
Total comprehensive income for the year							
Profit for the year	-	-	-	286,903	286,903	22,763	309,666
Other comprehensive loss for the year	-	-	(4,677)	-	(4,677)	-	(4,677)
			(4,677)	286,903	282,226	22,763	304,989
<b>Balance as at June 30, 2023</b>	<u>997,181</u>	<u>99,718</u>	<u>(25,104)</u>	<u>3,115,151</u>	<u>3,189,765</u>	<u>904,844</u>	<u>5,091,790</u>
<b>Balance as at July 1, 2023</b>	<b>997,181</b>	<b>99,718</b>	<b>(25,104)</b>	<b>3,115,151</b>	<b>3,189,765</b>	<b>904,844</b>	<b>5,091,790</b>
Total comprehensive income for the year							
Profit for the year	-	-	-	1,362,180	1,362,180	(83,564)	1,278,616
Other comprehensive loss for the year	-	-	-	-	-	-	-
Buy back of shares	(150,000)	-	-	(126,558)	(126,558)	-	(276,558)
	(150,000)			1,235,622	1,235,622	(83,564)	1,002,058
<b>Balance as at June 30, 2024</b>	<u>847,181</u>	<u>99,718</u>	<u>(25,104)</u>	<u>4,350,773</u>	<u>4,425,387</u>	<u>821,280</u>	<u>6,093,848</u>

The annexed notes from 1 to 50 form an integral part of these consolidated financial statements.



CHIEF FINANCIAL OFFICER



CHIEF EXECUTIVE



DIRECTOR

## 1 THE GROUP AND ITS OPERATIONS

- 1.1 The Group consists of Thatta Cement Company Limited (TCCL) and Thatta Power (Private) Limited (TPPL), (together referred to as the Group).

## 2 GEOGRAPHICAL LOCATION AND ADDRESSES OF BUSINESS UNITS

### Holding Company

#### Thatta Cement Company Limited

Thatta Cement Company Limited (the Holding Company) was incorporated in Pakistan in 1980 as a public limited company. The shares of the Holding Company are quoted at the Pakistan Stock Exchange. The Holding Company's main business activity is manufacturing and marketing of cement. The registered office of the Holding Company is situated at CL/5-4, State Life Building No. 10, Abdullah Haroon Road, Karachi, Pakistan. The production facility of the Holding Company is located at Ghulamullah Road, Makli, District Thatta, Sindh.

### Subsidiary Company

#### Thatta Power (Private) Limited

Thatta Power (Private) Limited (the Subsidiary Company) is a 62.43% owned subsidiary of the Holding Company as at June 30, 2024 (2023: 62.43%). The principal business of the Subsidiary Company is generation and sale of electric power. As at June 30, 2024, the Subsidiary Company has authorized and issued, subscribed and paid up capital of Rs. 500 million and Rs. 479.16 million divided into 50,000,000 (2021: 50,000,000) ordinary shares and 47,915,830 (2022: 47,915,830) ordinary shares respectively. The registered office and generation facility of the Subsidiary Company is situated at Ghulamullah Road, Makli, District Thatta, Sindh, which comprises of 3 acres.

## 3 BASIS OF PREPARATION

### 3.1 Statement of compliance

These consolidated financial statements have been prepared in accordance with the accounting and reporting standards as applicable in Pakistan. The accounting and reporting standards applicable in Pakistan comprise of :

International Financial Reporting Standards (IFRS) issued by the International Accounting Standards Board ( IASB ) as notified under the Companies Act , 2017; and

Provisions of and directives issued under the Companies Act, 2017.

Where provisions of and directives issued under the Companies Act, 2017 differ from the IFRS Standards, the provisions of and directives issued under the Companies Act, 2017 have been followed

### 3.2 Basis of measurement

These consolidated financial statements have been prepared under the historical cost basis, except as disclosed in the relevant accounting policies in note 6 to the consolidated financial statements.

These consolidated financial statements have been prepared following accrual basis of accounting except for cash flows information.

### 3.3 Use of estimates and judgments

The preparation of consolidated financial statements in conformity with the accounting and reporting standards requires management to make estimates, assumptions and use judgments that affect the application of policies and the reported amounts of assets, liabilities, income and expenses.

Estimates, assumptions and judgments are evaluated at each reporting date and are based on historical experience and other factors, including reasonable expectations of future events. Revisions to accounting estimates are recognized prospectively, commencing from the period of revision.

Judgments and estimates made by management that are significant to the consolidated financial statements are as follows:

- depreciation method, useful lives and residual values of property, plant and equipment (notes 6.1 and 7.1);
- amortization method, useful lives and residual values of intangibles (notes 6.2 & 8);
- provision of slow moving and obsolete stores, spares and loose tools (notes 6.7, and 10);
- allowance for expected credit losses (notes 6.18.1 and 12);
- taxation (notes 6.13 and 18);
- contingencies (notes 6.16 and 30.1);

### 3.4 Functional and presentation currency

Items included in the consolidated financial statements of the Group are measured using the currency of the primary economic environment in which the Group operates (the functional currency). The financial statements are presented in Pakistani Rupees ('Rupees' or 'Rs.'), which is the Group's functional and presentation currency.

## 4 APPLICATION OF NEW STANDARDS, AMENDMENTS AND INTERPRETATIONS TO PUBLISHED ACCOUNTING AND REPORTING STANDARDS

### 4.1 New accounting standards, amendments and IFRS interpretations that are effective for the year ended June 30, 2024

The following standards, amendments and interpretations are effective for the year ended June 30, 2024. These standards, amendments and interpretations are either not relevant to the Company's operations or did not have material impact on the unconsolidated financial statements other than certain additional disclosures.

	<b>Effective date (annual periods beginning on or after)</b>
Amendments to IAS 1 'Presentation of Financial Statements' and IFRS Practice Statement 2 Making Materiality Judgements- Disclosure of Accounting Policies	January 01, 2023
Amendments to IAS 8 'Accounting Policies, Changes in Accounting Estimates and Errors' - Definition of Accounting Estimates	January 01, 2023
Amendments to IAS 12 'Income Taxes' - Deferred Tax related to Assets and Liabilities arising from a single transaction	January 01, 2023
Amendments to IAS 12 'Income Taxes' - Temporary exception to the requirements regarding deferred tax assets and liabilities related to pillar two income taxes	January 01, 2023

The Company adopted the narrow-scope amendments to the International Accounting Standard (IAS) 1, Presentation of Financial Statements which have been effective for annual reporting periods beginning on or after 1 January 2023. Although the amendments did not result in any changes to accounting policy themselves, they impacted the accounting policy information disclosed in the financial statements.

The amendments require the disclosure of 'material' rather than 'significant' accounting policies. The amendments also provide guidance on the application of materiality to disclosure of accounting policies, assisting the Company to provide useful entity-specific accounting policy information that users need to understand other information in the financial statements.

Management reviewed the accounting policies and updates to the information disclosed in Note 5 Material accounting policies (2023: Significant accounting policies) in certain instances in line with the amendments and concluded that all its accounting policies are material for disclosure.

### 4.2 New accounting standards, amendments and interpretations that are not yet effective

The following standards, amendments and interpretations are only effective for accounting periods, beginning on or after the date mentioned against each of them. These standards, amendments and interpretations are either not relevant to the Company's operations or are not expected to have significant impact on the Company's unconsolidated financial statements other than certain additional disclosures.

	<b>Effective date (annual periods beginning on or after)</b>
Amendments to IFRS 7 'Financial Instruments: Disclosures' - Supplier finance arrangements	January 01, 2024
Amendments to IFRS 7 'Financial Instruments: Disclosures' - Amendments regarding the classification and measurement of financial instruments	January 01, 2026
Amendments to IFRS 9 'Financial Instruments' - Amendments regarding the classification and measurement of financial instruments	January 01, 2026
Amendments to IFRS 16 'Leases' - Amendments to clarify how a seller-lessee subsequently measures sale and leaseback transactions	January 01, 2024
Amendments to IAS 1 'Presentation of Financial Statements' - Classification of liabilities as current or non-current	January 01, 2024

**Effective date  
(annual periods  
beginning on or after)**

Amendments to IAS 1 'Presentation of Financial Statements' - Non-current liabilities with covenants	January 01, 2024
Amendments to IAS 7 'Statement of Cash Flows' - Supplier finance arrangements	January 01, 2024
Amendments to IAS 21 'The Effects of Changes in Foreign Exchange Rates' - Lack of Exchangeability	January 01, 2025
IFRS 17 Insurance Contracts	January 01, 2026

IFRS 1 'First-time Adoption of International Financial Reporting Standards' has been issued by IASB effective from July 01, 2009. However, it has not been adopted yet locally by Securities and Exchange Commission of Pakistan (SECP)

IFRS 17 - 'Insurance contracts' has been notified by the IASB to be effective for annual periods beginning on or after January 1, 2023. However SECP has notified the timeframe for the adoption of IFRS - 17 which will be adopted by January 01, 2026.

IFRS 18 'Presentation and Disclosures in Financial Statements' has been issued by IASB effective from January 01, 2027. However, it has not been adopted yet locally by SECP.

IFRS 19 'Subsidiaries without Public Accountability: Disclosures' has been issued by IASB effective from January 01, 2027. However, it has not been adopted yet locally by SECP.

## **5 BASIS OF CONSOLIDATION**

These consolidated financial statements include the financial statements of the Holding Company and the Subsidiary Co

A company is a subsidiary, if the Holding Company directly or indirectly controls, beneficially owns or holds more than fifty percent of its voting securities or otherwise has power to elect and appoint more than fifty percent of its directors.

The Subsidiary is being consolidated from the date on which the Group obtain scontrol,and continue to be consolidated until the date when such control ceases.

The financial statements of the Subsidiary Company are prepared for the same reporting period as the Holding Company, using consistent accounting policies. The accounting policies of the subsidiary have been changed to conform with accounting policies of the Group, where required.

All intra-group balances, transactions and unrealized gains and losses resulting from intra-group transactions and dividends are eliminated in full.

Where the ownership of the Subsidiary Company is less than hundred percent and therefore, a non-controlling interest (NCI) exists, the NCI is allocated its share of the total comprehensive income of the period, even if that results in a deficit balance.

A change in ownership interest of a subsidiary, without a loss of control, is accounted for as an equity transaction. If the Group loses control over a subsidiary, it derecognizes the assets (including goodwill) and liabilities of the subsidiary, carrying amount of any NCI, cumulative translation differences recognized in other comprehensive income, and recognizes fair value of consideration received, any investment retained, surplus or deficit in profit or loss, and reclassifies the Group's share of components previously recognized in other comprehensive income to profit or loss.

## **6 MATERIAL ACCOUNTING POLICY INFORMATION**

The principal accounting policies applied in the presentation of these consolidated financial statements are set out below. These policies have been consistently applied to all the years presented, unless stated otherwise.

### **6.1 Property, plant and equipment**

#### **a) Operating fixed assets**

Property, plant and equipment (except freehold land) are stated at cost less accumulated depreciation and impairment losses, if any. Cost includes expenditure that is directly attributable to the acquisition of the asset.

#### **Depreciation on property, plant and equipment**

Depreciation is charged using straight line method on all assets except on plant and machinery (other than utilities within plant and machinery) on which depreciation is charged by applying 'Units of Production (UoP) method'. In respect of additions and disposals of assets, depreciation is charged from the month in which the asset is available for use until it is derecognised, i.e. up to the date of disposal or when the asset is classified as 'held for sale' in accordance with IFRS 5 'Non-current Assets Held for Sale and Discontinued Operations' whichever is earlier. Assets' residual values and useful lives are reviewed, and adjusted, if appropriate at each reporting date.

### **Subsequent costs**

Subsequent costs are included in the asset's carrying amount or recognized as a separate asset, as appropriate, only when it is probable that future economic benefits associated with the asset will flow to the Company and the cost of the asset can be measured reliably. The carrying amount of the replaced part is derecognized. Normal maintenance and repairs are charged to unconsolidated statement of profit or loss as and when incurred whereas major renewals and improvements are capitalized if criteria is met.

### **Disposal**

The gain or loss on disposal of an item of property, plant and equipment is determined by comparing the proceeds from disposal with the carrying amount of the property, plant and equipment and is recognized in unconsolidated statement of profit or loss.

#### **b) Capital work-in-progress (CWIP)**

Capital work-in-progress is stated at cost including, where relevant, related financing costs less impairment losses, if any. These costs are transferred to operating fixed assets as and when assets are available for use.

### **6.2 Intangible assets**

#### **a) Acquired**

These are stated at cost less accumulated amortization and impairment losses, if any.

Costs associated with maintaining computer software programmes are recognized as an expense when incurred. However, costs that are directly attributable to identifiable software and have probable economic benefits exceeding one year, are recognized as an intangible asset. Direct costs include the purchase cost of software (license fee) and related overhead cost.

Expenditure which enhances or extends the performance of computer software beyond its original specification and useful life is recognized as a capital improvement and added to the original cost of the software.

Computer software and license cost treated as intangible assets are amortized from the date the software is put to use on a straight-line basis over the expected life of asset.

#### **b) Internally generated**

The cost of an internally generated intangible asset comprises all directly attributable costs necessary to create, produce and prepare the asset to be capable of operating in the manner intended by the management. After initial recognition, internally generated intangible assets are carried at cost less accumulated amortization and impairment losses, if any. These are amortized using the straight-line basis over the useful life of asset. Amortization on addition is charged from the month following the month in which the asset is available for use and on disposals upto the month preceding the month of disposal.

Expenditure on research (or the research phase of an internal project) is recognized as an expense in the year in which it is incurred.

Development costs incurred on specific projects are capitalized when all the following conditions are satisfied:

- a) completion of the intangible asset is technically feasible so that it will be available for use or sale;
- b) the group intends to complete the intangible asset and use or sell it;
- c) the group has the ability to use or sell the intangible asset;
- d) the intangible asset will generate probable future economic benefits. Among other things this requires that there is a market for the output from the intangible asset or for the intangible asset itself, or if it is to be used internally, the asset will be used in generating such benefits;
- e) there are adequate technical, financial and other resources to complete the development and to use or sell the intangible asset; and
- f) the expenditure attributable to the intangible asset during its development can be measured reliably.

### **6.3 Impairment of non-financial assets**

The carrying amounts of non-financial assets other than stock in trade and deferred tax asset, are assessed at each reporting date to ascertain whether there is any indication of impairment. If any such indication exists then the asset's recoverable amount is estimated. An impairment loss is recognized, as an expense in the unconsolidated statement of profit or loss, for the amount by which the asset's carrying amount exceeds its recoverable amount. The recoverable amount is the higher of an asset's fair value less cost to sell and value in use. Value in use is ascertained through discounting of the estimated future cash flows using a discount rate that reflects current market assessments of the time value of money and the risk specific to the assets. For the purpose of assessing impairment, assets are grouped at the lowest levels for which there are separately identifiable cash flows (cash generating units).



An impairment loss is reversed if there has been a change in the estimates used to determine the recoverable amount. An impairment loss is reversed only to the extent that the asset's carrying amount does not exceed the carrying amount that would have been determined, net of depreciation or amortization, if no impairment loss had been recognized.

#### **6.4 Non-controlling interests (NCI)**

NCI are measured at their proportionate share of the acquirer's identifiable net assets at the date of acquisition. Changes in the Group's interest in a subsidiary, except those part of the initial acquisition transaction, that do not result in a loss of control are accounted for as equity transactions.

#### **6.5 Goodwill**

Goodwill is measured as the excess of the sum of the consideration transferred, the amount of any non-controlling interests in the acquiree, and the fair value of the acquirer's previously held equity interest in the acquiree (if any) over the net of the acquisition-date amounts of the identifiable assets acquired and the liabilities assumed. If, after reassessment, the net of the acquisition-date amounts of the identifiable assets acquired and liabilities assumed exceeds the sum of the consideration transferred, the amount of any non-controlling interests in the acquiree and the fair value of the acquirer's previously held interest in the acquiree (if any), the excess is recognized immediately in profit or loss account as a bargain purchase gain.

#### **6.6 Changes in the Group's ownership interests in existing subsidiaries**

Changes in the Group's ownership interests in subsidiaries that do not result in the Group losing control over the subsidiaries are accounted for as equity transactions. The carrying amounts of the Group's interests and the non-controlling interests are adjusted to reflect the changes in their relative interests in the subsidiaries. Any difference between the amount by which the non-controlling interests are adjusted and the fair value of the consideration paid or received is recognized directly in equity and attributed to owners of the Holding Company.

#### **6.7 Stores, spare parts and loose tools**

These are stated at lower of cost (calculated on weighted average basis) and net realizable value, less provision for dead and slow moving stores and spares. Store and spares in-transit are valued at invoice value plus other charges incurred thereon as on the reporting date.

Provision of slow moving stores is made when the stores items are above seven years and not utilized. Such asset is subsequently used, the provision is reversed.

Provision for dead stores is made when stores items are not expected to be used.

Net realizable value signifies the estimated selling price in the ordinary course of business less the estimated cost necessary to be incurred to make the sale.

#### **6.8 Stock-in-trade**

Stock of raw and packing material, work in process and finished goods are valued at the lower of cost or net realizable value. Cost in relation to work in process and finished goods includes prime cost and appropriate proportion of production overheads incurred in bringing the inventory to their present location and condition. Stocks of raw and packing material are valued at cost on weighted average basis. Stocks in transit are valued at cost comprising of invoice value plus other charges directly attributable to the acquisition of related purchase incurred upto the reporting date.

Net realizable value signifies the estimated selling price in the ordinary course of business less the estimated cost of completion and cost necessary to be incurred in order to make the sale.

#### **6.9 Trade debts and other receivables**

Trade debts and other receivables are recognized initially at fair value and subsequently measured at amortized cost using the effective interest rate method. The Group is required to recognize allowance for doubtful debts on all financial assets carried at amortized cost in accordance with Expected Credit Loss (ECL) requiring to recognize the loss irrespective whether the loss event has occurred. Allowances are written off when considered irrecoverable. Due to short term nature, trade and other receivables are not discounted.

#### **6.10 Cash and cash equivalents**

For the purpose of unconsolidated cash flow statement, cash and cash equivalents comprise of cash in hand and balance with banks. Cash and cash equivalents also include bank overdrafts / short term financing that are repayable on demand and form an integral part of the Company's cash management.

#### **6.11 Employees benefits - Defined contribution plan**

The Company operates an approved contributory provident fund for all its permanent employees to which equal monthly contributions are made, both by the Company and the employees at the rate of 10% of basic salary.

## **6.12 Borrowings and finance cost**

Loans and borrowings are recorded as and when the proceeds are received.

Borrowing cost incurred on long term finances directly attributable to the construction / acquisition of qualifying asset are capitalized up to the date, the respective assets are available for the intended use. All other mark-up, interest and other related charges are taken to unconsolidated statement of profit or loss.

## **6.13 Taxation**

### **a) Current**

Provision for current taxation is computed in accordance with the provisions of Income Tax Ordinance, 2001. The charge for current income tax is recorded after adjustment, if any, to the provision for tax made in prior years including those arising from assessment and amendments in assessments during the year in such years.

### **b) Deffered**

The Group accounts for deferred taxation on all temporary differences using liability method. Deferred tax asset is recognized only to the extent that it is probable that future taxable profit will be available and the credits can be utilized.

## **6.14 Trade and Other Payable**

These are recognized and carried at cost which is fair value of the consideration to be paid in future for goods and services received, whether or not billed to the Company.

## **6.15 Provision**

Provisions are recognized when the Group has a present legal or constructive obligation as a result of past events and it is probable that an outflow of resources embodying economic benefits will be required to settle the obligation and a reliable estimate can be made of the amount of obligation. Provisions are reviewed at the reporting date and adjusted to reflect the best estimate.

## **6.16 Contingencies**

A contingent liability is disclosed when the Group has a possible obligation as a result of past events, existence of which will be confirmed only by the occurrence or non-occurrence of one or more uncertain future events not wholly within the control of the Company; or the Company has a present legal or constructive obligation that arises from past events, but it is not probable that an outflow of resources embodying economic benefits will be required to settle the obligation, or the amount of the obligation cannot be measured with sufficient reliability.

## **6.17 Revenue recognition**

Thatta Cement Company Limited

Revenue is recognized when control of a promised goods passes to a customer. It is measured at the fair value of the consideration received or receivable, sales tax and other duties collected on behalf of third parties are not taken into account.

The Company primarily generates revenue from sale of cement and recognized when control passes to the customer at a specific point in time.

The revenue is recorded on the basis of the consideration defined in the contract with the customer, including variable consideration such as discount, volume rebates or other contractual price reductions; if any.

Interest, rentals and other incomes are recognized on accrual basis.

Thatta Power (Private) Limited

The Company has entered into Power Purchase Agreements with its customers for supply of electricity. The transmission of electricity is considered single performance obligation. The Company recognizes revenue at point of time when control of electricity is transferred to customer. Control is considered to be transferred when the electricity is directly transmitted in the customer terminals.

## **6.18 Financial assets and liabilities**

### **6.18.1 Financial assets**

#### **a) Amortized Cost**

Assets that are held for collection of contractual cash flows where those cash flow represents solely payments of principal and interest are measured at amortized cost. Interest income from these financial assets, impairment losses, foreign exchange gains and losses, and gain or loss arising on derecognition are recognized directly in unconsolidated statement of profit or loss.

## b) Impairment

The Holding Company recognize an allowance for expected credit loss on all financial assets carried at amortized cost irrespective whether a loss event has occurred. For trade debts, the Holding Company applies IFRS 9 simplified approach to measure the expected credit losses (loss allowance) which uses a life time expected loss allowance while general 3-stage approach for other financial assets (deposits, other receivables and cash and bank balances) i.e. to measure ECL through loss allowance at an amount equal to 12-month ECL if credit risk on a financial instrument or a group of financial instruments has not increased significantly since initial recognition, and if otherwise, ECL to measure at life time expected credit losses.

The Holding Company measures, at each reporting date, the loss allowance for a financial instrument at an amount equal to the lifetime expected credit losses if the credit risk on that financial instrument has increased significantly since initial recognition. Where the credit risk on a financial instrument has not increased significantly since the initial recognition, the Holding Company measures the loss allowance for that financial instrument at an amount equal to 12-month expected credit losses.

The Holding Company recognizes the amount of expected credit losses (or reversal), that is required to adjust the loss allowance at the reporting date to the amount that is required to be recognized, in the consolidated statement of profit or loss.

### 6.18.2 Financial liabilities

Financial liabilities are recognized at the time when the Group becomes a party to the contractual provisions of the instrument. Financial liabilities at amortized cost are initially measured at fair value less transaction costs. Financial liabilities at fair value through profit or loss are initially recognized at fair value and transaction costs are expensed in consolidated statement of profit or loss. Financial liabilities, other than those at fair value through profit or loss, are subsequently measured at amortized cost using the effective yield method.

A financial liability is derecognized when the obligation under the liability is discharged, cancelled or expired. Where an existing financial liability is replaced by another from the same lender or substantially different terms, or the terms of an existing liability are substantially modified, such an exchange and modification is treated as a derecognition of the original liability and the recognition of a new liability, and the difference in respective carrying amounts is recognized in consolidated statement of profit or loss.

### 6.18.3 Offsetting of financial assets and financial liabilities

A financial asset and financial liability is offset and the net amount is reported in the unconsolidated statement of financial position if the Company has a legally enforceable right to set-off the recognized amounts and the Company intends either to settle on a net basis or to realize the asset and discharge the liability simultaneously. Corresponding income on assets and charge on liability is also offset.

### 6.18.4 Segment reporting

Segment results that are reported to the Company's CEO (the chief operating decision maker) include items directly attributable to a segment as well as those that can be allocated on a reasonable basis. Unallocated items, if any, mainly comprises of corporate assets, head office expenses and tax assets and liabilities. Management has determined that the Company has a single reportable segment and therefore it has only presented entity wide disclosures.

### 6.18.5 Foreign currency transactions

Transactions in foreign currencies are translated into Pakistan Rupees using the exchange rates prevailing on the date of each transaction. Monetary assets and liabilities in foreign currencies are reported in Pakistan Rupees using the exchange rates prevailing on the reporting date. All exchange differences are taken into unconsolidated statement of profit or loss.

### 6.18.6 Dividends and appropriations

Dividends and reserve appropriations are recognized in the period in which these are approved.

		June 30, 2024	June 30, 2023
	Note	---- Rupees in thousands ----	
<b>7</b>	<b>PROPERTY, PLANT AND EQUIPMENT</b>		
Operating fixed assets	7.1	3,790,468	3,725,575
Capital stores and spares	7.2	33,585	68,089
Capital work in progress	7.3	239,884	17,639
		<b>4,063,937</b>	<b>3,811,303</b>

7.1 Operating fixed assets

Description	Freehold land	Leasehold improvements	Quarries and improvements	Factory building on freehold land	Electrical and gas installations	Housing colonies	Office building on freehold land	Cooling towers	Plant and machinery	Quarry equipment	Railway sidings	Vehicles	Furniture and fixtures	Office equipment	Medical equipment	Laboratory equipment	Computer equipment	Total
	(Rupees in thousands)																	
<b>Year ended June 30, 2024</b>																		
<b>Net carrying value basis</b>																		
Opening net book value	6,422	5,059	99	273,577	141,159	10,885	3,091	19,152	3,241,038	29	170	2,399	2,792	4,647	-	10,907	4,149	3,725,575
Additions	-	-	-	14,813	245,225	-	-	-	43,133	-	-	31,654	-	245	-	-	1,290	336,360
Deletions-NBV	-	-	-	-	-	-	-	-	-	-	-	1,404	-	-	-	-	-	1,404
Adjustments- NBV	-	-	-	-	-	-	-	-	-	-	-	-	-	-	-	-	-	-
Depreciation charge	-	1,292	9	21,894	7,099	990	212	5,126	222,583	29	170	1,611	518	1,866	-	5,069	1,595	270,063
Closing net book value	6,422	3,767	90	266,496	379,285	9,895	2,879	14,026	3,061,588	-	-	31,038	2,274	3,026	-	5,838	3,844	3,790,468
<b>Gross carrying value basis</b>																		
Cost	6,422	9,044	11,963	651,294	420,225	74,096	23,050	73,235	5,749,203	19,296	14,905	100,994	13,842	20,947	629	74,041	28,685	7,291,871
Accumulated depreciation	-	5,277	11,873	384,798	40,940	64,201	20,171	59,209	2,687,615	19,296	14,905	69,956	11,568	17,921	629	68,203	24,841	3,501,403
Net book value	6,422	3,767	90	266,496	379,285	9,895	2,879	14,026	3,061,588	-	-	31,038	2,274	3,026	-	5,838	3,844	3,790,468
<b>Year ended June 30, 2023</b>																		
<b>Net carrying value basis</b>																		
Opening net book value	6,422	6,351	108	294,730	68,022	11,875	2,550	24,278	3,455,746	117	342	4,692	1,439	6,551	-	14,646	3,118	3,900,987
Additions during the year	-	-	-	-	77,485	-	769	-	23,056	-	-	-	1,989	-	-	1,452	2,562	107,313
Deletions- NBV	-	-	-	-	-	-	-	-	36,090	-	-	1,599	-	-	-	-	-	37,689
Depreciation charge	-	1,292	9	21,153	4,348	990	228	5,126	201,674	88	172	694	636	1,904	-	5,191	1,531	245,036
Closing net book value	6,422	5,059	99	273,577	141,159	10,885	3,091	19,152	3,241,038	29	170	2,399	2,792	4,647	-	10,907	4,149	3,725,575
<b>Gross carrying value basis</b>																		
Cost	6,422	9,044	11,963	636,481	175,000	74,096	23,050	73,235	5,706,070	19,296	14,905	69,340	13,842	20,702	629	74,041	27,395	6,955,511
Accumulated depreciation	-	3,985	11,864	362,904	33,841	63,211	19,959	54,083	2,465,032	19,267	14,735	66,941	11,050	16,055	629	63,134	23,246	3,229,936
Net book value	6,422	5,059	99	273,577	141,159	10,885	3,091	19,152	3,241,038	29	170	2,399	2,792	4,647	-	10,907	4,149	3,725,575

7.1.1 Depreciation rates (% per annum)

-	20	5	10	5/4	5	5	5	7	*Uop	20	10	20	10	10	10	10	30
---	----	---	----	-----	---	---	---	---	------	----	----	----	----	----	----	----	----

		June 30, 2024	June 30, 2023
	Note	---- Rupees in thousands ----	
<b>7.1.2 Allocation of depreciation</b>			
The depreciation charge for the year has been allocated as under:			
Cost of sales	32	266,435	228,276
Selling and distribution cost	33	751	500
Administrative expenses	34	2,877	1,859
		<b>270,063</b>	<b>230,635</b>
* uop = units of production			
<b>7.1.3</b>	The immovable property of the Company comprises of 233 acres of land is located at Ghulamullah Road, Makli, District Thatta, Sindh.		
<b>7.1.4</b>	Significant operating fixed assets of Cement production lines and power generation units, other than disclosed in note 7.1, inter alia, also includes following:		
	Crusher		
	Raw mill		
	Coal mill		
	Kiln		
	Slag mill		
	Cement mill		
	Packing Plant		
		June 30, 2024	June 30, 2023
	Note	---- Rupees in thousands ----	
<b>7.2 Capital stores and spares</b>			
Net carrying value basis			
Opening net book value (NBV)		115,187	111,263
Additions during the year		46,943	17,253
Transferred during the year		(72,857)	(13,329)
		89,273	115,187
Accumulated impairment		(55,688)	(47,098)
Closing net book value (NBV)	7.2.1	<b>33,585</b>	<b>68,089</b>
<b>7.2.1 Accumulated impairment</b>			
Balance as at July 01,		(47,098)	(42,448)
Impairment charge for the year	32	(8,590)	(4,650)
Balance as at June 30,		<b>(55,688)</b>	<b>(47,098)</b>
Gross carrying value basis			
Cost		89,273	115,187
Accumulated impairment		(55,688)	(47,098)
Net carrying value		<b>33,585</b>	<b>68,089</b>

### 7.3 Capital work in progress

Description	Solar Panel System	Wind Turbine Project	State Life Building Head office	Makli Shed Extension	Balochistan Project	Line Stone Shed	Clinker Crusher Project	Coal Yard Shed	Steel Cilo	Cement Silo	Total
----- (Rupees in thousands) -----											
Balance as at July 01, 2023	-	-	-	1,854	603	5,992	4,231	4,959	-	-	17,639
Capital expenditures incurred during the year	245,121	226,885	-	357	-	4,193	4,786	836	-	-	482,178
Transferred to property, Plant, and equipment	(245,121)	-	-	-	-	-	(9,017)	(5,795)	-	-	(259,933)
<b>Balance as at June 30, 2024</b>	<b>-</b>	<b>226,885</b>	<b>-</b>	<b>2,211</b>	<b>603</b>	<b>10,185</b>	<b>-</b>	<b>-</b>	<b>-</b>	<b>-</b>	<b>239,884</b>
Balance as at July 01, 2022	54,873	-	-	565	-	-	-	-	-	7,292	62,730
Capital expenditures incurred during the year	22,612	-	1,704	1,289	603	5,992	4,231	4,959	433	1,157	42,980
Transferred to property, Plant, and equipment	(77,485)	-	(1,704)	-	-	-	-	-	(433)	(8,449)	(88,071)
<b>Balance as at June 30, 2023</b>	<b>-</b>	<b>-</b>	<b>-</b>	<b>1,854</b>	<b>603</b>	<b>5,992</b>	<b>4,231</b>	<b>4,959</b>	<b>-</b>	<b>-</b>	<b>17,639</b>

7.3.1 During the year, the Holding Company opened a Letter of Credit (LC) for the import of a windmill and made an advance payment of 20% against the LC. This advance payment was made towards the total cost of the imported windmill the remaining amount will be paid on delivery.

	June 30, 2024	June 30, 2023
Note	---- Rupees in thousands ----	
<b>8 INTANGIBLE ASSETS</b>		
ERP Software		
Net carrying value basis		
Opening net book value (NBV)	4,095	5,265
Amortization charged	(1,170)	(1,170)
Closing net book value (NBV)	<u>2,925</u>	<u>4,095</u>
Gross carrying value basis		
Cost	5,850	5,850
Accumulated amortization	(2,925)	(1,755)
Net book value	<u>2,925</u>	<u>4,095</u>
Amortization rate (% per annum)	<u>20</u>	<u>20</u>
8.1 Amortization charged on ERP software has been allocated to administrative expenses (note 32) amounting to Rs. 1.170 million (2023: Rs. 1.170 million).		
<b>9 LONG TERM DEPOSITS</b>		
Long term deposits	<u>5,125</u>	<u>5,125</u>
<b>10 STORES, SPARE PARTS AND LOOSE TOOLS</b>		
Coal and other fuels	33,033	34,253
Stores & spare parts	231,144	239,977
Loose tools	49	129
	<u>264,226</u>	<u>274,359</u>
Provision for obsolete stores	(10,898)	(3,833)
Provision for slow moving stores and spares	(31,421)	(46,992)
	<u>(42,319)</u>	<u>(50,825)</u>
	<u>221,907</u>	<u>223,534</u>

10.1

		June 30, 2024	June 30, 2023
	Note	---- Rupees in thousands ----	
<b>10.1</b>	<b>Movement in provision</b>		
	Balance as at July 01,	(50,825)	(48,593)
	Provision reversed during the year	8,505	(2,232)
	Balance as at June 30,	<u>(42,320)</u>	<u>(50,825)</u>
<b>11</b>	<b>STOCK-IN-TRADE</b>		
	Raw material	12,959	26,029
	Packing material	21,322	76,089
	Work-in-process	151,865	731,279
	Finished goods	64,556	92,979
		<u>250,702</u>	<u>926,376</u>
<b>12</b>	<b>TRADE DEBTS</b>		
	<b>Considered good</b>		
	Local - unsecured	286,710	286,710
	<b>Considered good</b>		
	Local - unsecured	458,315	683,232
		<u>745,025</u>	<u>969,942</u>
	<b>Considered doubtful</b>		
	Local - unsecured	75,340	75,107
		<u>820,365</u>	<u>1,045,049</u>
	Allowance for expected credit losses	(75,340)	(75,340)
		<u>745,025</u>	<u>969,709</u>
<b>12.1</b>	The aging of local unsecured balances at the reporting date is as follows:		
	Within 30 days	93,439	205,349
	Past due from 31 to 60 days	96,313	105,595
	Past due from 61 to 90 days	29,649	73,364
	Past due from 91 to 360 days	23,589	76,164
	Past due for more than 360 days	577,374	584,577
		<u>820,365</u>	<u>1,045,049</u>
<b>12.2</b>	These include Rs. 502.034 million (2023: Rs. 502.034 million) which are disputed with Hyderabad Electric Supply Company ('HESCO') on grounds of tariff differential amount and subsequent deductions / adjustments made at the time of payment to the Subsidiary Company by the HESCO. In respect of which both parties i.e. the Subsidiary Company and HESCO are under litigation. The brief details of the matter are as under;		

The Subsidiary Company entered into Power Purchase Agreement (PPA) with Hyderabad Electric Supply Company Limited (HESCO) on May 14, 2011 to sell electricity at rates agreed in the said agreement. The agreement was executed in accordance with the Policy Framework for New - Captive Power Producers (N-CPPs).

Subsequently, National Electric Power Regulatory Authority (NEPRA) issued an order (dated January 9, 2013) revising the tariff formula resulting in reduced tariff. In view of the said order, HESCO intimated to pay its dues for electricity purchased as per the revised tariff formula. In response, the Subsidiary Company filed a petition # 132 before the Honourable High Court of Sindh on February 8, 2013, against HESCO, on the grounds that HESCO failed to pay the dues to the Company as per PPA. The Honourable High Court of Sindh disposed off the petition filed by the Company with the direction to HESCO to pay TPPL against purchase of electricity as per the rates stipulated in PPA until 01-02-2012 and thereafter on the rates determined by NEPRA. In view of the adverse order and according to the advice of the legal counsel the Subsidiary Company had filed CA No. 1133/2015 in CP No. 476-K/2015 before the Supreme Court of Pakistan on October 28, 2015 against the order passed by the High Court of Sindh. Consequently, HESCO & NEPRA have also filed appeals before the Supreme Court of Pakistan against the same order, which are pending for adjudication.

However, as the matter is pending before the Supreme Court and the legal advisor expects a successful outcome of the case, Therefore, the management of the Subsidiary Company strongly feels that under the terms of the PPA, the above amount of Rs 502.034 million is likely to be recovered by the Company. Further, Receivable from HESCO are secured to the extent of Rs.286.71 million (2023: Rs.286.71 million) against Stand by Letter of Credit (SBLC) issued by National Bank Of Pakistan.

Moreover from January 2017, the Subsidiary Company has resumed supplying power to HESCO and has been issuing monthly invoices based on the PPA tariff. However, HESCO continues to make payments according to NEPRA's tariff determinations. Following the promulgation of the Sindh New Captive Power Plants Subsidy Act 2017, the Government of Sindh has been providing tariff differential support to captive power plants. As at June 30, 2024, the Subsidiary Company has received a total subsidy of Rs. 821.107 million.

**12.3** This includes balance Rs. 74.210 million (2023: Rs. 74.210 million) outstanding for more than ten years. Management of Holding Company contends that the amount recoverable from cement stockiest were misappropriated and certain unauthorized excessive rebates were allowed by collusion of certain personnel of the Holding Company whose services had been terminated, when the Holding Company was operating under State Cement Corporation of Pakistan (SCCP). Accordingly, Management of the Holding Company had lodged references for the recovery of misappropriated amount with the National Accountability Bureau (NAB). The NAB had recovered an amount of Rs.2.276 million in preceding years. The Holding Company is continuously following with NAB officials for early realization of amount owed to the Holding Company and has also written letters in this regard for which reply has not yet been received, therefore, provision has been maintained in respect of outstanding amount as a matter of prudence and abundant precaution.

		June 30, 2024	June 30, 2023
	Note	----- Rupees in thousands -----	
<b>12.4</b>	<b>Allowance for expected credit losses</b>		
	Balance at beginning of the period / year	75,340	75,107
	Allowance for expected credit losses	-	233
	Balance at end of the period / year	<u>75,340</u>	<u>75,340</u>
<b>13</b>	<b>ADVANCES</b>		
	Considered good - unsecured		
	To vendors	38,391	49,942
	Others	95	85
		<u>38,486</u>	<u>50,027</u>
<b>14</b>	<b>DEPOSITS AND PREPAYMENTS</b>		
	Deposits	1,810	1,637
	Deposit - High Court	26,202	26,202
	Deposit against bank guarantee - SSGC	200,000	200,000
	Prepayments	5,490	3,905
		<u>233,502</u>	<u>231,744</u>
		14.1	
		June 30, 2024	June 30, 2023
	Note	----- Rupees in thousands -----	
<b>14.1</b>	<b>Movement during the year is as follows;</b>		
	Balance as at July 01,	3,905	4,231
	Addition during the year	48,104	60,666
	Utilized during the year	(46,519)	(60,992)
	Balance as at June 30,	<u>5,490</u>	<u>3,905</u>
<b>15</b>	<b>SHORT TERM INVESTMENT</b>		
	Term Deposit Receipt (TDR)	<u>1,190,825</u>	<u>323,715</u>
<b>15.1</b>	At June 30, 2024, the Holding Company holds term deposit receipt with MCB Bank (2023: MCB Bank) and Sindh Bank carrying profit rate of 15.97% (2023: 14.50%) and 18.50% per annum respectively and have a maturity date of December, 31 2024 and November 21, 2024.		
<b>16</b>	<b>OTHER RECEIVABLES AND ACCRUED MARKUP</b>		
	Interest receivable from banks	1,234	23,283
	Others	28,504	1,767
		<u>29,738</u>	<u>25,050</u>
<b>17</b>	<b>SHORT TERM LOAN</b>		
	Secured -considered good		
	Omni Power (Pvt) Ltd	-	80,000
	Shikarpur Power (Pvt) Ltd	-	100,000
	Dadu Energy (Pvt) Ltd	-	120,000
		<u>-</u>	<u>300,000</u>



		June 30, 2024	June 30, 2023
	Note	----- Rupees in thousands -----	
<b>18 TAXATION - NET</b>			
Advance Income Tax		166,525	32,173
Provision	18.1	(912,000)	(126,619)
Income tax refundable		95,407	197,730
		<u>(650,068)</u>	<u>103,284</u>

18.1 This includes an amount of Rs. 53.56 million (2023: Rs. 147.69 million) representing tax refundable for the tax years 2021.

#### 19 CASH AND BANK BALANCES

Cash in hand		4,791	5,165
Cash at bank			
Current accounts	19.1	13,248	2,436
Profit and loss sharing (PLS) accounts	19.2	2,974,877	676,851
		<u>2,988,125</u>	<u>679,287</u>
		<u>2,992,916</u>	<u>684,452</u>

19.1 This includes unclaimed dividend by Holding Company amounting to Rs. 1.933 million (2023: 1.957 million) kept in a separate bank account.

19.2 During the year, the profit rates on PLS accounts ranges from 18.5% to 20.5% (2023: 12.25% to 19.5%) per annum.

#### 20 SHARE CAPITAL

June 30, 2024	June 30, 2023		June 30, 2024	June 30, 2023
--- Number of shares ---			---- Rupees in thousands ----	
<b>Authorized share capital</b>				
<u>200,000,000</u>	<u>200,000,000</u>	Ordinary shares of Rs. 10/- each	<u>2,000,000</u>	<u>2,000,000</u>
<b>Issued, subscribed and paid-up share capital</b>				
89,418,125	89,418,125	Ordinary shares of Rs. 10/- each - shares allotted for consideration fully paid in cash	894,181	894,181
10,300,000	10,300,000	Ordinary shares of Rs. 10/- each - shares allotted for consideration other than cash (20.3)	103,000	103,000
(1,500,000)	-	- Treasury Shares (Note 20.4)	(150,000)	-
<u>99,718,125</u>	<u>99,718,125</u>		<u>997,181</u>	<u>997,181</u>
			June 30, 2024	June 30, 2023
		Note	----- Rupees in thousands -----	

#### 20.1 Reconciliation of share capital

Opening		99,718,125	99,718,125
Addition during the year		-	-
Buy back of shares		(15,000,000)	-
		<u>84,718,125</u>	<u>99,718,125</u>

20.2 The Holding Company has only one class of ordinary shares which carries no right to fixed income. The shareholders are entitled to receive dividend as declared from time to time and are entitled to one vote per share at Annual General Meetings (AGM) of the Company. All shares rank equally with regard to the Holding Company's residual assets.

20.3 This represents shares issued against plant and machinery as consideration.

- 20.4 During the year, in the Annual General Meeting held on October 26, 2023, It was approved by the shareholders of the Holding Company to purchase upto 15 million ordinary shares of the Holding Company under Buy Back scheme pursuant to section 88 of the Companies Act 2017 read with Buy Back Regulations. The Buy Back was made through Pakistan Stock Exchange Limited at the spot/current price. The Holding Company has purchased 15 million ordinary shares which are disclosed as Treasury Shares as stated above, The above does not form part of the free float of shares, as at June 30, 2024.

		June 30, 2024	June 30, 2023
	Note	----- Rupees in thousands -----	
<b>21 RESERVES</b>			
Capital Reserve			
Share premium		99,718	99,718
Revenue Reserve			
Unappropriated profit		4,350,773	3,115,151
Actuarial gain on remeasurement of defined benefit liability		(25,104)	(25,104)
		<u>4,425,387</u>	<u>3,189,765</u>
<b>22 LONG TERM FINANCING</b>			
Loan from banking companies - secured			
Syndicated term finance facility II	22.1 & 22.2	751,329	751,329
Current Maturity			
- overdue balance		(751,329)	(313,056)
- classified as current liability	22.2	-	(438,273)
		<u>(751,329)</u>	<u>(751,329)</u>
		<u>-</u>	<u>-</u>
<b>22.1</b> The movement in syndicated term finance facility - II:			
Opening balance of loan		751,329	876,551
Payment during the period		-	(125,222)
		<u>751,329</u>	<u>751,329</u>
Amortization of transaction cost			
Less : Transaction cost incurred		-	(28,958)
Add : Transaction cost amortized :			
- Opening balance		-	19,306
- During the year		-	4,827
- Charged during the year due to classification in current liability		-	-
		<u>-</u>	<u>4,825</u>
		<u>-</u>	<u>28,958</u>
		<u>751,329</u>	<u>751,329</u>
Less: Classified as current liability	22.2	<u>(751,329)</u>	<u>(751,329)</u>
		<u>-</u>	<u>-</u>
<b>22.2</b> This syndicated term finance facility-II obtained from syndicate of banks comprising of National Bank of Pakistan, Sindh Bank Limited and Summit Bank Limited. The facility carried a floating mark-up linked to 3 months KIBOR as base rate plus 2.5% on annualized basis. The tenure of financing was 6 years including grace period of 18 months and the facility was payable in 18 equal quarterly installments of Rs. 62.61 million starting from April 2020.			
The Subsidiary Company was granted deferment of principal installment for further one year under State Bank's Banking Policy and Regulatory Department (BPRD) circular letter no. 13 of 2020 by member banks of this syndicate facility-II. There are no other changes in the terms of revised agreement. During the year the company has repaid first quarter installment and defaulted in paying other installment on due dates. This results in breach of terms and conditions of the agreement, due to which outstanding loan was made payable on demand and is reclassified as current liability. The company is renegotiating with the banks for restructuring of the loan agreement and final agreement will be renewed in due course.			
<b>23 LONG TERM DEPOSITS</b>			
Dealers	23.2	22,110	2,110
Customers	23.1	677	677
		<u>22,787</u>	<u>2,787</u>

- 23.1** These represent interest free security deposits, received from dealers, suppliers and contractors. The contract does not have any specific clause on usability of these deposits. These repayable / adjustable on cancellation or withdrawal of dealership and completion of contract in case of suppliers and contractors.
- 23.2** These relate to dealers against whom recovery proceedings are in process with National Accountability Bureau (NAB) and are adjustable against the amount owed by them to the Holding Company (refer note 12.2).

		June 30, 2024	June 30, 2023
	Note	----- Rupees in thousands -----	
<b>24</b>	<b>EMPLOYEE BENEFITS</b>		
Leave encashment	24.1	-	19,694
Gratuity fund payable	24.2	-	-
		-	19,694

**24.1** The Holding Company has discontinued the funded leave encashment scheme for future service w.e.f July 01, 2023. The Company has paid the amount in full towards the employees during the year.

**24.2** The Holding Company has discontinued the funded gratuity scheme for future service w.e.f January 01, 2023. The amount of gratuity benefit has been frozen for service rendered up till December 31, 2022. Employees will get their frozen gratuity benefits when they leave the company service. Employees will not be entitled for any profit earned on fund assets after discontinuation of gratuity benefits.

**24.2.1 The amount recognized as liability in the consolidated statement of financial position is as follows:**

Present value of defined benefit obligation	24.2.2	-	18,420
Benefits due but not paid (payables)		-	1,274
Closing net liability		-	19,694

**24.2.2 Movement in present value of defined benefit obligation**

Balance as at July 01		-	18,589
Current service cost	24.2.3	-	1,531
Interest cost	24.2.3	-	2,180
Benefits due but not paid (payables)		-	(1,274)
Benefits paid		-	(2,998)
Remeasurement gain due to change in experience adjustments	24.2.3	-	392
Balance as at June 30		-	18,420

**24.2.3 The amount recognized in consolidated statement of profit or loss is as follows:**

Current service cost		-	1,531
Gain / (Loss) arising on present value of defined benefit obligation		-	392
Interest cost on defined benefit obligation		-	2,180
	24.2.4	-	4,103

**24.2.4 Movement in liabilities**

Balance as at July 01 (net liability)		19,694	18,589
Charge for the year		-	4,103
Benefits reversal		(19,694)	(2,998)
Balance as at June 30 (net liability)		-	19,694

**24.2.5 Sensitivity analysis ( + 100 bps) on present value of defined benefit obligation**

	Discount rate		Salary increase	
	+100 bps	- 100 bps	+100 bps	- 100 bps
	----- (Rupees in thousands) -----			
2024	-	-	-	-
2023	17,099	19,947	19,923	17,099

		June 30, 2024	June 30, 2023
Note	----- Rupees in thousands -----		
<b>24.2.6</b>	<b>The charge for the year has been allocated as follows:</b>		
	Cost of sales	-	2,778
	Selling and distribution cost	-	246
	Administrative expenses	-	1,079
		<u>-</u>	<u>4,103</u>
<b>24.2.7</b>	<b>The amount recognized in the consolidated statement of financial position is as follows:</b>		
	Present value of defined benefit obligation	24.2.8 <b>65,589</b>	65,589
	Fair value of plan assets	24.2.9 <b>(88,689)</b>	(88,689)
	Closing net (asset) / liability	<u><b>(23,100)</b></u>	<u>(23,100)</u>
<b>24.2.8</b>	<b>Movement in present value of defined benefit obligation:</b>		
	Balance as at July 01	<b>65,589</b>	129,263
	Current service cost	-	8,548
	Interest cost	-	13,341
	Benefits paid	-	(22,510)
	Benefits due but not paid	-	(6,684)
	Gains and losses arising on plan settlements	-	(58,821)
	Remeasurement loss / (gain) due to change in : Financial assumptions	-	(3,196)
	Experience adjustments	24.2.12 -	5,648
	Balance as at June 30	<u><b>65,589</b></u>	<u>65,589</u>
<b>24.2.9</b>	<b>Movement in the fair value of plan assets</b>		
	Balance as at July 01	<b>88,689</b>	96,949
	Expected return / Interest income on plan assets	24.2.13 -	15,072
	Contribution	-	10,000
	Benefits paid	-	(22,510)
	Benefit due but not paid	-	(6,686)
	Return on plan assets excluding interest income	24.2.12 -	(4,136)
	Balance as at June 30	24.2.15 <u><b>88,689</b></u>	<u>88,689</u>
<b>24.2.10</b>	<b>Movement in liabilities</b>		
	Balance as at July 01 (net liability)	<b>(23,100)</b>	32,316
	Charge for the year	24.2.11 -	(52,004)
	Remeasurements chargeable in other comprehensive income	-	6,588
	Contribution	-	(10,000)
	Balance as at June 30 (net liability)	<u><b>(23,100)</b></u>	<u>(23,100)</u>
<b>24.2.11</b>	<b>The amount recognized in consolidated statement of profit or loss is as follows:</b>		
	Current service cost	-	8,548
	Gains and losses arising on plan settlements	-	(58,821)
	Interest cost	-	13,341
	Expected return / interest income on plan assets	-	(15,072)
		24.2.10 <u>-</u>	<u>(52,004)</u>

		June 30, 2024	June 30, 2023
	Note	----- Rupees in thousands -----	
<b>24.2.12</b>	<b>The amount recognized in consolidated statement of other comprehensive income is as follows:</b>		
	Remeasurement (gain)/loss due to changes in assumption and experience adjustments	-	2,452
	Return on plan assets excluding interest income	-	4,136
		-	6,588

**24.2.13 Return on plan assets is as follows:**

	Expected return / interest income on plan assets	-	15,072
	Return on plan assets excluding interest income	-	(4,136)
		-	10,936

**24.2.14 Analysis of present value of defined benefit obligation and fair value of plan assets**

	2024	2023	2022	2021	2020
	----- (Rupees in thousands) -----				
Present value of defined benefit obligation	(65,589)	(65,589)	(129,263)	(100,019)	(90,172)
Fair value of plan assets	88,689	88,689	96,948	83,851	55,377
Surplus/(Deficit)	23,100	23,100	(32,315)	(16,168)	(34,795)

**24.2.15 Disaggregation of fair value of plan assets**

The fair value of the plan assets at the reporting date for each category is as follows:

	Cash and cash equivalents (adjusted for current liabilities)	-	(4,155)
	Investment in shares of TCCL	-	17,040
	TDRs - Bank Alfalah	-	73,000
	Accrued Income on TDRs	-	2,804
	Mutual Islamic funds	-	-
	Certificate of Islamic investments	-	-
		-	88,689

**24.2.16 Sensitivity analysis (+ 100 bps) on present value of defined benefit obligation**

	Discount rate		Salary increase	
	+100 bps	- 100 bps	+100 bps	- 100 bps
	----- (Rupees in thousands) -----			
2024	-	-	-	-
2023	64,028	67,280	65,589	65,589

**24.2.17 The charge for the year has been allocated as follows:**

	Cost of sales	32	-	(45,801)
	Selling and distribution cost	33	-	(2,582)
	Administrative expenses	34	-	(3,621)
			-	(52,004)

**24.2.18 Fair value of investment is held by provident fund**

	2024		2023	
	Rupees in thousands	%	Rupees in thousands	%
Bank balances	2,521	2%	10,604	12%
Term deposit	93,000	86%	70,000	77%
Shares of Listed Co.	12,249	11%	10,044	11%
Mutual funds	-	0%	-	0%
	107,770	100%	90,648	100%

**24.2.19** The investments out of Provident Fund have been made in accordance with the provisions of section 218 of the Companies Act, 2017 and rules formulated for this purpose.

		June 30, 2024	June 30, 2023
	Note	----- Rupees in thousands -----	
<b>25 DEFERRED TAXATION</b>			
Taxable temporary differences arising in respect of Accelerated tax depreciation		400,219	329,094
Deductible temporary differences arising in respect of Other provisions - for doubtful debts and stores		(48,944)	(49,110)
Remeasurement of defined benefit liability		(1,911)	(1,911)
	25.1	349,364	278,073

**25.1 Movement in deferred tax**

	Opening balance	Charge / (adjustment) to profit or loss	(adjustment) to other comprehensive income	Closing balance
	(Rupees in thousands)			

**2024**

**Deferred tax liabilities**

Accelerated tax depreciation	329,094	71,125	-	400,219
Deferred tax asset				
Other provisions - for doubtful debts and stores	(49,110)	166	-	(48,944)
Remeasurement of defined benefit liability	(1,911)	-	-	(1,911)
Minimum tax	-	-	-	-
	278,073	71,291	-	349,364

	Opening balance	Charge / (adjustment) to profit or loss	Charge / (adjustment) to other comprehensive income	Closing balance
	(Rupees in thousands)			

**2023**

**Deferred tax liabilities**

Accelerated tax depreciation	347,314	(18,220)	-	329,094
Deferred tax asset				
Other provisions - for doubtful debts and stores	(47,058)	(2,052)	-	(49,110)
Remeasurement of defined benefit liability	-	-	(1,911)	(1,911)
Minimum tax	(21,897)	21,897	-	-
	278,359	1,625	(1,911)	278,037

**26 TRADE AND OTHER PAYABLES**

Trade creditors		484,092	374,929
Accrued liabilities		267,607	163,966
Royalty payable	26.1	234,641	155,345
Contract liability	26.2	136,512	267,867
Excise duty and sales tax payable		56,696	100,659
Workers' Profit Participation Fund	26.3	172,479	59,235
Workers' Welfare Fund	26.4	65,542	22,509
Sales tax payable		-	12,215
Other liabilities		5,949	9,105
		1,423,518	1,165,830

- 26.1 This represents royalty relating to Lime Stone and Clay Shale, payable to Director General Mines and Mineral Development, Government of Sindh.

The Holding Company has filed a Constitutional Petition (CP) No. 5382 before the Honourable High Court of Sindh (The Court) on September 06, 2021 against arbitrary increase in the royalty rates through impugned notification No. T.O/M&MDD/15-3/2021 dated June 30, 2021 issued by Ministry of Mines and Minerals Development Department, Government of Sindh. The Holding Company legal consultants have attended several hearings and presented their point of view before the Honourable High Court of Sindh. On October 17, 2022, the Honourable High Court of Sindh dismissed the petition on the grounds that the relevant forums as per Sindh Mining Concession Rules, 2002 were not approached. However, during the year, the Holding Company has filed for the adjudication in the Honourable Supreme Court of Pakistan against the judgment of the Court and the case is not fixed for hearing. The provision recorded in the unconsolidated financial statements amounts to Rs. 234.723 million, reflecting the overall impact of the increase in royalty rates, as of June 30, 2024. The management is confident that the Holding Company has an arguable case on merits.

- 26.2 Advances received from customer are recognised as revenue when the performance obligation in accordance with the policy as described in note 6.17 to these unconsolidated financial statements is satisfied. Revenue for an amount of Rs. 213.512 million (2023: 491.733 million) has been recognised in current year in respect of advances from customers at the beginning of the year.

		June 30, 2024	June 30, 2023
	Note	----- Rupees in thousands -----	
<b>26.3 Workers' Profit Participation Fund (WPPF)</b>			
Balance as at July 01,		59,235	47,999
Charge for the year	35	132,823	19,579
Interest on opening balance		1,866	694
		<u>193,924</u>	<u>68,272</u>
Payments made during the year		(21,445)	(9,037)
Balance as at June 30,	26.3.1	<u>172,479</u>	<u>59,235</u>
<b>26.3.1</b>	This includes liability amounting to Rs. 39.656 million (2023: Rs. 39.656 million) accrued till 2015 by the subsidiary company and thereafter no such liabilities have been recognised based on legal opinion.		
<b>26.4 Workers' Welfare Fund</b>			
Balance as at July 01,		22,509	18,829
Allocation for the year		51,048	7,440
		<u>73,557</u>	<u>26,269</u>
Payments made during the year		(8,015)	(3,760)
Balance as at June 30,	26.4.1	<u>65,542</u>	<u>22,509</u>
<b>26.4.1</b>	This includes liability amounting to Rs. 15.069 million (2023: Rs. 15.069 million) accrued till 2015 by the subsidiary Company and thereafter no such liabilities have been recognised based on legal opinion.		
<b>27 UNCLAIMED DIVIDEND</b>		<u>1,933</u>	<u>1,957</u>
	Includes unclaimed dividend amounting to Rs. 1.699 million (2023: Rs. 1.721 million) outstanding for more than 3 years from the date of declaration. Such unclaimed dividend is payable to the Federal Government as per the Companies Act, 2017 subject to fulfilment / clarification on certain pre-conditions specified in the Companies Act, 2017.		
<b>28 ACCRUED MARK-UP</b>			
Syndicated term finance facility		336,177	150,680
Short term borrowing		11,911	12,765
		<u>348,088</u>	<u>163,445</u>
<b>29 SHORT TERM BORROWINGS</b>			
From banking companies - secured			
NBP Running Finance	29.1	85,254	94,214
Sindh Bank Running Finance	29.2	64,377	64,377
Summit Bank Running Finance	29.3	48,018	48,018
		<u>197,649</u>	<u>206,609</u>

- 29.1** The running finance facility available to the Holding Company from National Bank of Pakistan as at June, 30 2024 amounting to Rs. 100 million ( 2023: Rs.100 million) out of which 14.746 million (2023: Rs.5.785 million) remained unutilized at the year end. The facility is secured by way of first charge of hypothecation over all present and future plant and machinery of the Holding Company to the extent of PKR 266.66 million inclusive of 25% margin. The facility is renewable annually and carry mark-up at 3-month KIBOR plus 1.5% per annum (2023: 3-months KIBOR plus 1.5%) .
- 29.2** The running finance facility available from Sindh Bank Limited as at June, 30 2024 amounting to the Holding Company Rs. 250 million ( 2023: Rs.250 million). The facility is secured by way of first pari passu charge over current asset with 25% margin and Ranking charges on fixed assets with 25% margin .The facility is renewable annually and carry mark-up at 3-month KIBOR plus 3% per annum (2023: 3-months KIBOR plus 3%) .
- 29.3** The running finance facility available to the Holding Company from Summit Bank Limited as at June, 30 2024 amounting to Rs. 50 million ( 2023: Rs.50 million) out of which 1.982 million (2023: Rs.1.982 million) remained unutilized at the year end. The facility is secured by way of first pari passu charge on current assets of the Holding Company with 25% margin. .The facility is renewable annually and carry mark-up at 3-month KIBOR plus 2.5% per annum (2023: 3-months KIBOR plus 2.5%) .

## **30 CONTINGENCIES AND COMMITMENTS**

### **30.1 Contingencies**

#### **Holding Company**

- 30.1.1** On September 05, 2019, an order in original (ONO) has been issued by Deputy Commissioner Inland Revenue (DCIR) against the Company in respect of sales tax audit for the tax period from July 2018 to December 2018 raising a demand of Rs. 0.150 million including default surcharge and penalty by disallowing certain input tax amounting to Rs. 0.143 million claimed by the Company in its sales tax returns for the aforesaid tax period. The Company filed an appeal before Commissioner Inland Revenue –Appeals (CIR-A) against the said order. Based on the appeal by the Company, CIR(A) vide his order STA/402/LTO/2021/26 dated June 17, 2021 remanded back the case to DCIR..

CIR-Appeals vide his order reference no STA/402/LTO/2021/26 dated 17-06-2021 remanded back the case, however remand back proceedings were not initiated. As per section 11B of the Sales Tax Act, 1990, remand proceedings could have been initiated till June 30, 2022. Therefore, remand back proceedings are now time barred.

- 30.1.2** The Deputy Commissioner Inland revenue (DCIR) has issued showcause notice dated September 05, 2019 to the Company for the periods July 2018 to June 2019 and disallowed input tax amounting to Rs. 24.2 million on some taxable purchases and services received by the Company for the purpose of business during the said period. In response to showcause notice, the Company attended hearings from time to time and provide documents, explanations and supporting evidences.

However, the learned DCIR has passed an order in original (ONO) on February 13, 2020 disallowing input tax to the extent of Rs. 0.951 million. The Company has filed an appeal before Commissioner Inland Revenue – Appeals (CIR-A) against the said order. Based on appeal filed by the Company, CIR-A dated December 07, 2020 has remanded back the above disallowances.

CIR-Appeals vide his order reference no STA/401/LTU/2020/04dated07-12-2020 remanded back the case, however remand back proceedings were not initiated. As per section 11B of the Sales Tax Act, 1990, remand proceedings could have been initiated till June 30, 2022. Therefore, remand back proceedings are now time barred

- 30.1.3** The Deputy Commissioner Inland Revenue (DCIR) has issued Assessment Order dated June 30, 2021 for the period July 01, 2015 to June 30, 2016 raising an aggregate sales tax demand for Rs. 122.97 million by disallowing certain input tax claimed by the Company in its sales tax return for the said tax period . The Company filed appeal against such order before Commissioner Inland Revenue (CIR-A). Based on the appeal by the Company, CIR(A) vide his order STA/28/LTO/2021/45 dated February 28, 2022 remanded back the case for fresh proceedings for the period from July 2015 to June 2016 and confirmed the issue of inadmissible input tax and default surcharge on advance.

Remand back proceedings were not initiated. As per section 11B of the Sales Tax Act, 1990, remand proceedings should have been initiated till June 30, 2023. Therefore, remand back proceedings are now time barred.

- 30.1.4** The Deputy Commissioner Inland Revenue (DCIR) issued show cause notice dated May 18, 2021 regarding Sales Tax Audit of the Company u/s 25 and 46 of Sales Tax Act, 1990 and Federal Excise Act, 2005 respectively for the tax period from July 01, 2019 to June 30, 2020. DCIR disallowed input tax amounting to Rs. 107.07 million on some taxable purchases and services received by the Company for the purpose of business during the period from July 01, 2019 to June 30, 2020. In response to show cause notice, the Company attended hearings from time to time and provide documents, explanations and supporting evidences. However, the learned DCIR has passed an assessment order no. 15/51/2021- 2022 on September 02, 2021 disallowing input tax to the extent of Rs. 20.60 million. The management filed an appeal with Commissioner Inland Revenue - Appeal (CIR-A) against the order of DCIR. Hearings of the case were attended from time to time and the case is reserved for order in appeal.



CIR-Appeals vide his order STA/171/LTU/2020/56 dated 27-06-2022 remanded back the case, remand back proceedings were initiated and concluded vide Order passed u/s 11B reference no Assessment Order No 29/190/2023-24 dated 25.06.2024 and raised tax demand of Rs 147,217. The tax determined as per remand back proceedings is already paid by the company.

- 30.1.5** The Deputy Commissioner Inland Revenue - (DCIR) had issued notice under section 122(2) of the Income Tax Ordinance, 2001 for the tax year 2021 relating to adjustment of tax payable of said year amounting to Rs. 2.29 million with available refunds from previous tax years. The Company responded the notice along with the legal justification of doing so, however, the learned DCIR was not agreed with the explanations and passed rectification of assessment order by creating tax demand of Rs. 2.29 million. The Company filed an appeal before Commissioner Inland Revenue - Appeals (CIR-A) against the order. The CIR-A remanded back case vide his order dated February 13, 2023.

Refund order passed u/s 170 for tax year 2020 dated 28-Feb-2023 and dated 08-Sep-2023 amounting to Rs 58.209 million against refund applied of Rs 71 million. Therefore, refund amount of Rs 12.8 million is pending which is sufficient to discharge Rs 2.29 million adjustment made against tax payable for tax year 2021. We therefore believe that no tax demand is pending in respect of tax year 2021.

- 30.1.6** In respect of tax periods from July 2012 to December 2014, an Order in Original (ONO) has been issued by an Officer of Sales Tax in 2014-15 against the Company raising a demand of Rs. 244.274 million which is mainly based on comparison of industry average for fuel and power consumption with that of the Company and thereby presuming the production quantities which in the view of tax authorities have not been subject to Sales Tax and Federal Excise Duty. Accordingly, the Company has filed an appeal before Commissioner Inland Revenue - Appeals (CIR-A) against the ONO passed by Officer of Sales Tax. However, CIR-A decided the case against the Company. The Company has filed an appeal before the Appellate Tribunal Inland Revenue (ATIR) against the order of CIR-A.

Moreover, recovery proceedings were also initiated by tax authorities in the matter for an aggregate demand amount of Rs 488.548 million including 100% penalty on the principal amount as aforesaid. Therefore, the Company filed a stay application against the said aggregate demand before the honorable High Court of Sindh. The Sindh High Court has allowed ad interim relief against recovery of demand and refrained tax authorities to take any adverse action in this respect. During 2017, Appellate Tribunal Inland Revenue (ATIR) has passed an order in favor of the Company. During 2018, the CIR has filed an appeal in the Honorable High Court of Sindh against the order passed by ATIR in favor of the Company. The matter is pending for adjudication. In view of Company's legal counsel, the case is sound in law; however, an outcome cannot be predicted with any degree of certainty. Hence, no provision has been recorded in unconsolidated financial statements.

- 30.1.7** In Year 2018, an order in original (ONO) has been issued by Deputy Commissioner Inland Revenue (DCIR) against the Company in respect of tax periods from July 2013 to August 2017 raising a demand of Rs. 56.632 million by disallowing certain input tax claimed by the Company in its sales tax returns for the aforesaid tax periods. The Company has filed an appeal on March 28, 2018 against the ONO passed by DCIR before Commissioner Inland Revenue - Appeals (CIR-A). The appeal has been decided in favor of the Company.

The Commissioner Inland Revenue has filed an appeal in Appellate Tribunal Inland Revenue (ATIR) against the order passed by CIR(A) in favor of the Company. The matter is pending for adjudication. The Company is confident based on its legal opinion that decision will come in its favour, hence no provision has been recorded in unconsolidated financial statements.

- 30.1.8** In 2018, Deputy Commissioner Inland Revenue (DCIR) passed an order under section 161/205 of the Income Tax Ordinance, 2001 (the Ordinance) in respect of tax year 2017 raising a tax demand of Rs. 94.670 million including default surcharge and penalty aggregating to Rs 15.208 million on the ground that Company has not deducted applicable withholding taxes while making payments for purchases and certain expenses and hence, made default under section 161/205 of the Ordinance. The Company has filed an appeal on May 4, 2018 before Commissioner Inland Revenue - Appeals (CIR-A) against the order passed by DCIR. The CIR-A has passed an order in favor of the Company.

However, Commissioner Inland Revenue (CIR) has filed an appeal with the Appellate Tribunal Inland Revenue (ATIR) against the order of Commissioner Inland Revenue - Appeals (CIR-A) passed in favor of the Company. The Company is confident based on its legal opinion that decision will come in its favour, hence no provision has been recorded in these unconsolidated financial statements.

- 30.1.9** In the year 2019, Assistant Commissioner Inland Revenue (ACIR) has passed an order under section 122(1) of the Income Tax Ordinance, 2001 (the Ordinance) in relation to tax audit conducted under section 177 of the Ordinance, in respect of tax year 2016. Through the said order, ACIR has disallowed deduction of certain expenses, deductible allowance of WPPF and tax credit claimed under section 65B of the Ordinance amounting to Rs 28.497 million, Rs 35.768 million and Rs 16.915 million respectively. The Company has filed an appeal on September 13, 2018 before Commissioner Inland Revenue - Appeals (CIR-A) against the order passed by ACIR. While deciding the appeal, CIR-A has allowed deduction of Rs 28.497 million whereas deduction allowance of WPPF and tax credit under section 65B were upheld by CIR-A. Therefore, the Company has filed an appeal on November 12, 2018 before the Appellate Tribunal Inland Revenue (ATIR) against the order of CIR-A on the said disallowances which is pending for hearing. In view of Company's tax consultant, favorable outcome of such appeal is anticipated; hence no provision is required to be made in these unconsolidated financial statements.
- 30.1.10** The Deputy Commissioner Inland Revenue (DCIR) issued an order-in-original (ONO) dated June 28, 2019 in respect of sales tax audit for the tax period from July 2017 to June 2018 raising a demand of Rs. 7.452 million (including default surcharge and penalty) by disallowing certain input tax claimed by the Company in its sales tax return for the aforesaid tax period.
- The Company filed an appeal before Commissioner Inland Revenue-Appeals (CIR-A) against ONO issued by DCIR. While deciding appeal, CIR-A has deleted the disallowances of input tax amounting to Rs. 7.086 million and confirmed disallowance amounting to Rs. 0.011 million. The Department has filed an appeal against the CIR-A's Order before the Appellate Tribunal Inland Revenue Karachi (ATIR). The case is not yet fixed for hearing. The Company is confident based on its legal opinion that decision will come in its favour hence, no provision has been recorded in unconsolidated financial statements.
- 30.1.11** The Additional Commissioner Inland Revenue (ACIR) had issued Showcause notice u/s 122 (5A) of the Income Tax Ordinance, 2001 dated February 15, 2019 containing observations relating to self-assessment order u/s 120 of the Income Tax Ordinance, 2001 for the tax year 2017. The Company explained observations and attended hearings from time to time. However, learned ACIR passed Amended Assessment Order dated July 02, 2019 raising a demand of Rs. 34.094 million by disallowing certain expenses and tax credits. Such disallowances include fuel adjustment of Rs. 3.678 million, reduction in carry forward tax credit u/s 65B of Income Tax Ordinance, 2001 (the Ordinance) relating to tax year 2016 and disallowance of WPPF contribution. Management of the Company has filed the appeal against the impugned order before Commissioner Inland Revenue-Appeals (CIR-A). The CIR-Appeals annulled the assessment order vide his order no. 18 dated September 06, 2019.
- On November 21, 2019, ACIR issued notice to the company for further clarification/explanation regarding fuel adjustment, WPPF and WWF to pass the appeal effect order. The management of the Company provided the required clarification/explanation, however, appeal effect order has not yet been passed by ACIR.
- 30.1.12** An ex-employee of the Company had filed CP # 86/2013 on May 21, 2013 for recovery of Rs. 2.10 million out of which an amount of Rs. 0.248 million has been claimed on account of 60 days gratuity and numerous other false and fabricated claims of short payments of Rs. 1.86 million. The Company is confident based on its legal opinion that decision will come in its favour hence, no provision has been recorded in these unconsolidated financial statements.
- 30.1.13** In the year 2000, two cement dealers had filed Suit no. 150/2001 & 151/2001 against the Company for Rs. 6.5 million and Rs. 1.5 million respectively being value of trucks which were handed over to the Company in lieu of outstanding dues from these dealers. The matter is pending for adjudication. In view of the Company's legal counsel, no unfavorable outcome can be estimated.
- 30.1.14** In the year 2018, an ex-employee of the Company filed a Suit no. 1272/2018 against the Company for recovery of outstanding balance in provident fund and other dues amounting to Rs. 50 million in the High Court of Sindh (The Court). The outstanding provident fund and other dues were settled in 1999 and the claim of such dues is false and fabricated. The Company is confident based on its legal opinion that decision will come in its favour hence, no provision has been recorded in these unconsolidated financial statements.
- 30.1.15** In the year 2021, some of the ex-employees of the Company had filed case # 301/2021 amount of Rs. 13,334,867/- before Workmen Compensation & Authority Under Payment of Wages Act, Hyderabad has been claimed on account of gratuity and numerous false and fabricated claims. The Company is confident based on its legal opinion that decision will come in its favour. Hence, no provision has been recorded in these unconsolidated financial statements.
- 30.1.16** In the year 2022, some of the ex-employees of the Company had filed case # 159/2022 amount of Rs. 2,135,562/- before Workmen Compensation & Authority Under Payment of Wages Act, Hyderabad has been claimed on account of gratuity and numerous false and fabricated claims. The Company is confident based on its legal opinion that decision will come in its favour. Hence, no provision has been recorded in these unconsolidated financial statements.
- 30.1.17** In the year 2022, some of the ex-employees of the Company had filed CP # D-641/2022 before High Court of Sindh (The Court) has been claimed on account of all legal dues i.e. gratuity/ Golden Handshake 2000 & 2004. The Company is confident based on its legal opinion that decision will come in its favour. Hence, no provision has been recorded in these unconsolidated financial statements.

**30.1.18** As per section 5A of the Income Tax Ordinance, 2001, in case of a public company which does not distributes 20% of its after tax profit for the year within six months of the end of the tax year through cash, a tax rate of additional 5% of its accounting profit before tax shall be imposed. The Company earned a profit after tax of Rs. 213.522 million for the year ended June 30, 2019, however, keeping in view the lower profitability and foreseeing the challenging conditions faced by cement sector in the year ahead, the Board of Directors did not recommended any dividend for the year ended June 30, 2019.

The Company filed a Constitutional Petition (CP) before the Honourable Sindh High Court challenging the vires of Section 5A of the Income Tax Ordinance, 2001. The Honourable Sindh High Court while deciding the petition declares that Section 5A ultra vires of Constitution and is hereby struck down. However, Federal Board of Revenue (FBR) has filed in the Supreme Court of Pakistan against the decision of Sindh High Court. However till date no such proceeding has been initiated yet.

In the view of Company's management, favourable outcome is anticipated. Hence no provision for the tax liability in this respect has been recorded by the Company in these unconsolidated financial statements.

### **Subsidiary Company**

**30.1.19** The Commissioner Inland Revenue has filed an appeal having I.T.R.A No. 303 of 2017 against the company in the Honourable High Court of Sindh by challenging the ordered dated May 03, 2017 passed by Appellate Tribunal Inland Revenue (ARIT) for the tax year 2013 on various issues amounting to Rs. 10.646 million. Since the above case is still pending and involve issues of first impression, it is difficult to predict the outcome with any degree of certainty.

**30.1.20** During the year, the company received intimation of filing of appeal before ATIR by FBR, sales tax assessment for the year 2014-2015, against Order-in-appeal No. 1969 dated May 31, 2018. Hearing in the case was fixed on September 14, 2023. However due to unavailability of department's representative it was adjourned till next date to be communicated. The Company based on its legal opinion is confident that decision will come in its favour.

**30.1.21** The Additional Commissioner Inland Revenue (ADCIR) of Federal Board of Revenue (FBR) has passed order u/s 122(5A) of the Income Tax Ordinance, 2001 (the 'Ordinance') wherein WWF amounting to Rs 123,882 is determined as payable for tax year 2016. The Commissioner (Appeals) vide his order 487 dated April 10, 2023 confirmed the amended order. The Company based on its legal opinion is confident that decision will come in its favour.

**30.1.22** During the year, the company has received notices u/s 221(2) of the ITO, 2001 from FBR relating to adjustment of tax payable for tax year 2020 and 2021 refunds. The management of company responded the notice within due time and explained the legal justification for doing so. No response from DCIR received as of the date. The Company based on its legal opinion is confident that decision will come in its favour.

**30.1.23** During the year, the company has received notice u/s 221 in respect of tax years 2018 for not charging WWF as tax payable amounting to Rs 0.181 million. The management of company responded the notice within due time and explained the legal justification for doing so. No response from DCIR received till the date of this letter. The Company based on its legal opinion is confident that decision will come in its favour.

**30.1.24** The Commissioner (CIR-Appeals) Hyderabad vide his order dated June 26, 2023 confirmed the order passed u/s 161/124 for tax year 2019 which includes amount of Rs. 25.017 million on withholding of tax. The management of the company has filed 2nd Appeal before Appellate Tribunal Inland Revenue (ATIR) on September 13<sup>th</sup>, 2023. However the case was remanded back by the Appellate Tribunal IR vide order dated 07-12-2023 in ITA 2606/KB/2023. The Company based on its legal opinion is confident that decision will come in its favour.

**30.1.25** The Assistant Commissioner (AC) of Sindh Revenue Board has passed an order Order-in-Original No. 716/2019 dated October 15, 2019 and claimed principle amount of Rs. 9.135 million along with penalties of Rs. 0.224 million against non-payment of Sindh Workers Participation Fund (SWPF) for the accounting year June 30, 2013. The company has filed an appeal to the Commissioner Appeals (CIR-appeals) against the said order based on the grounds that, the AC wrongly relied upon the judgment dated February 12, 2018 in CP. No. D-1313 of 2013 of the Hon'ble High Court of Sindh as the company has no direct, indirect or contractual workers besides other grounds. Further the company has also challenged the jurisdiction of AC. The case is still pending. However, based on the legal opinion the management is confident that the case will be decided in company's favour.

## **31 CONTINGENCIES AND COMMITMENTS**

### **30.2 Holding Company**

**30.2.1** Guarantee given by a commercial bank to Sui Southern Gas Company Limited on behalf of the Company amounting to Rs. 45 million (2023: Rs. 45 million).

**30.2.2** Irrevocable letter of credit under capital expenditure as at reporting date against wind mill is amounting to Rs. 881.257 million (2023: Nil) and against import of stores and spares is amounting to Rs. 73.512 million (2023: Nil).

**30.2.3** Other outstanding guarantees given on behalf of the Company by banks amounting to Rs. 398.715 million (June 30, 2023: Rs. 423.715 million).

**30.2.4** Guarantee issued by a bank on behalf of the Company 200,000 200,000

**Thatta Cement Company Limited**  
**Notes to the Consolidated Financial Statements**  
**For the year ended June 30, 2024**

		June 30,	June 30,
		2024	2023
----- Rupees in thousands -----			
<b>31</b>	<b>SALES - NET</b>		
	Gross sales-Local	10,169,026	7,297,965
	Less:		
	Federal Excise Duty	(1,076,670)	(735,424)
	Sales tax	(1,408,590)	(1,035,414)
		(2,485,260)	(1,770,838)
		7,683,766	5,527,127
<b>32</b>	<b>COST OF SALES</b>		
	Raw material	355,718	414,352
	Packing material	424,412	307,049
	Stores, spare parts and loose tools	257,346	193,202
	Fuel and power	2,959,319	3,575,283
	Salaries, wages and other benefits	333,397	342,469
	Insurance	46,290	48,225
	Repairs and maintenance	43,280	43,946
	Depreciation	266,435	241,152
	Impairment of major stores and spares	2,944	-
	Vehicle hire, running and maintenance	21,637	25,274
	Communication	2,008	2,030
	Entertainment	3,315	2,776
	Provision for slow moving of capital stores and spares	5,646	4,650
	Provision for obsolete and slow moving of stores and spares	(2,288)	6,052
	Other production overheads	8,752	8,708
	<b>Cost of production</b>	4,728,211	5,215,168
	<b>Work-in-process</b>		
	Balance as at July 01,	731,279	417,628
	Balance as at June 30,	(151,865)	(731,279)
		579,414	(313,651)
	<b>Cost of goods manufactured</b>	5,307,625	4,901,517
	<b>Finished goods</b>		
	Balance as at July 01,	92,979	59,620
	Balance as at June 30,	(64,556)	(92,979)
		28,423	(33,359)
		5,336,048	4,868,158
<b>32.1</b>	<b>Raw material consumed</b>		
	Balance as at July 01,	26,029	14,957
	Purchases	342,648	425,424
		368,677	440,381
	Balance as at June 30,	(12,959)	(26,029)
	Consumption	355,718	414,352
<b>32.2.1</b>	It includes royalty amounting to Rs. 84.723 million (2023: Rs. 155.345 million) relating to Lime Stone and Clay Shale, payable to Director General Mines and Mineral Development, Government of Sindh.		
<b>32.2</b>	<b>Packing material consumed</b>		
	Balance as at July 01,	76,089	73,526
	Purchases	369,645	309,612
		445,734	383,138
	Balance as at June 30,	(21,322)	(76,089)
	Consumption	424,412	307,049

### 32.3 Purchase of Coal

During the year the Company has started purchasing the coal from local supplier. Company transitioned from importing coal to sourcing it from local suppliers has resulted in significant decrease in the fuel and power by Rs. 941.885 million due to savings on transportation, cheap prices of coal and import duties.

32.4 This includes employees' retirement benefits amounting to Rs. 9.118 million (2023: Rs. 24.799 million).

		June 30	June 30
		2024	2023
	Note	----- Rupees in thousands -----	
<b>33 SELLING AND DISTRIBUTION COST</b>			
Salaries, wages and other benefits	31.1	5,904	15,803
Vehicle running expenses		607	1,970
Travelling and conveyance		312	639
Communication		227	361
Printing and stationery		13	80
Entertainment		347	326
Repair and maintenance		31	-
Rent, rates and taxes		3,517	2,120
Utilities		3,249	1,355
Advertisements		190	96
Freight charges - local sale		17,475	46,215
Commission		1,829	-
Depreciation	7.1.2	751	956
Marking fee expense		7,049	4,186
Loading and others		13,150	14,194
Miscellaneous		154	197
		<b>54,805</b>	<b>88,498</b>

33.1 This includes employees' retirement benefit amounting to Rs. 0.292 million (2023: Rs. 1.824 million).

### 34 ADMINISTRATIVE EXPENSES

Salaries, wages and other benefits	34.1	78,970	78,481
Director's fees		10,750	10,650
Vehicle running expenses		7,440	7,693
Travelling and conveyance		186	257
Advertisements		1,258	503
Communication, postage, telegram		1,765	1,788
Printing and stationery		1,238	1,126
Rent, rates and taxes		6,531	4,806
Entertainment		1,522	1,094
Legal and professional charges		6,153	11,132
Insurance		1,626	1,705
Repairs and maintenance		2,000	1,869
Utilities		6,033	3,453
Fees and subscription		7,707	4,944
Corporate expenses		1,601	435
Charity and donation	34.3	134	1,634
Auditors' remuneration	34.4	2,981	2,095
Other consultants' remuneration		2,945	2,297
Depreciation on property, plant and equipment	7.1.2	2,877	2,929
Amortization on right-of-use-assets	8.1	-	3,766
Amortization of intangibles		1,170	1,170
Education expenses		3,091	4,359
Miscellaneous		1,723	2,464
		<b>149,701</b>	<b>150,650</b>

34.1 This includes employees' retirement benefit amounting to Rs. 3.289 million (2023: Rs. 7.458 million).

34.2 None of the directors or their spouses have any interest in any donee's fund to which donation was made.

		June 30	June 30
		2024	2023
	Note	----- Rupees in thousands -----	
<b>34.3 Auditor's remuneration</b>			
Annual audit fee		2,348	1,641
Half yearly review fee		237	162
Audit fee for consolidated financial statements		74	52
Fee for Code of Corporate Governance and other services		45	41
Out of pocket expenses		277	199
		<b>2,981</b>	<b>2,095</b>
<b>34.4 Other consultant's remuneration</b>			
Cost audit fee		372	200
Internal audit fee		2,344	1,886
Out of pocket expenses		229	211
		<b>2,945</b>	<b>2,297</b>
<b>35 OTHER OPERATING EXPENSES</b>			
Workers' Welfare Fund (WWF)		50,473	7,440
Workers' Profit Participation Fund (WPPF)	26.3	132,823	19,579
Exchange loss		199	3,846
		<b>183,495</b>	<b>30,865</b>
<b>36 OTHER INCOME</b>			
<b>Income from financial assets</b>			
Income on bank deposit accounts	36.1	330,936	77,444
Interest income from TDR's		168,306	67,044
Reversal of provision for obsolete and slow moving of stores and spares		6,217	-
		<b>505,459</b>	<b>144,488</b>
<b>Income from non-financial assets</b>			
Rental income		935	783
Gain on sale of property, plant and equipment		48,569	45,968
Scrap sales		-	10,154
Others		463	64,970
		<b>49,967</b>	<b>121,875</b>
		<b>555,426</b>	<b>266,363</b>
<b>36.1</b>	Income earned from bank deposits are under interest / mark-up arrangements with conventional banking system.		
<b>37 FINANCE COST</b>			
Mark-up on long term financing		185,497	153,927
Mark-up on short term borrowings		48,067	39,992
Mark-up on Workers' Profit Participation Fund		1,866	694
Bank charges and commission		5,368	11,243
Amortization of transaction cost		-	9,652
Mark-up on leased assets		-	1,939
		<b>240,798</b>	<b>217,447</b>
<b>38 TAXATION</b>			
Current		912,000	126,619
Prior		12,438	(38)
Deferred		71,291	1,625
	38.1	<b>995,729</b>	<b>128,206</b>

		June 30	June 30
		2024	2023
	Note	----- Rupees in thousands -----	
<b>38.1 Relationship between tax expense and accounting profit</b>			
Profit before tax		2,274,345	437,872
Tax at 29%		659,560	126,983
Tax effect of (admissible) / inadmissible expenses in determining taxable income - net		24,692	1,531
Prior year tax charge		12,438	(38)
Minimum Tax u/s 113		-	(12,427)
Alternate Corporate Tax u/s 113(c)		-	(10,564)
Tax effect on taxable temporary differences - net		71,291	1,625
Super Tax @ 10% (2023: 6%)		227,749	21,096
		<b>995,730</b>	<b>128,206</b>

Numerical reconciliation between the applicable tax rate and average effective tax rate is as follows:

	2024	2023
	%	%
Applicable tax rate	29.00	29.00
Minimum Tax	-	(2.84)
Alternate Corporate Tax	-	(2.41)
Super tax	10.01	4.82
Others	4.77	0.71
	<b>14.78</b>	<b>0.28</b>
Average effective rate	<b>43.78%</b>	<b>29.28%</b>

### 39 EARNINGS PER SHARE - BASIC AND DILUTED

#### 39.1 Basic earnings per share

Profit for the period attributable to the equity holders of the Holding Company (Rupees in thousands)	1,278,616	98,779
		<b>Restated</b>
Weighted average number of ordinary shares	91,550,720	91,550,720
Earnings per share - basic and diluted (Rupees)	13.97	1.08

#### 39.2 Diluted earnings per share

Diluted earnings per share has not been presented as the Group did not have any convertible instruments in issue as at June 30, 2024 and June 30, 2023 which would have any effect on the earnings per share if the option to convert is exercised.

### 40 RECONCILIATION OF MOVEMENT OF CASH FLOWS ARISING FROM FINANCING ACTIVITIES

Description	2024	2024	Total
	Unclaimed Dividend	Buy Back of Shares	
	Rupees		
Balance as at July 1, 2023	1,957	-	1,957
Financing cash inflows	-	-	-
Financing cash outflows	(24)	(276,558)	(276,582)
Balance as at June 30, 2024	1,933	(276,558)	(274,625)

### 41 CASH AND CASH EQUIVALENTS

Cash and bank balances	19	2,992,916	684,452
Short term running finance	29	(197,649)	(206,609)
		<b>2,795,267</b>	<b>477,843</b>

		June 30 2024	June 30 2023
	Note	----- Rupees in thousands -----	
<b>42</b>	<b>CAPACITY AND ACTUAL PRODUCTION</b>		
<b>42.1</b>	<b>Thatta Cement Company Limited</b>		
	Production capacity - clinker (tons)	44.1.1 <b>660,000</b>	660,000
	Actual production - clinker (tons)	44.1.1 <b>423,491</b>	444,087
	Production capacity - cement (tons)	44.1.2 <b>693,000</b>	693,000
	Actual production - cement (tons)	44.1.2 <b>529,700</b>	441,480
<b>42.1.1</b>	The production capacity utilization of clinker during the year has remained at 64.17% (2023: 67.29%).		
<b>42.1.2</b>	Cement from clinker is produced in accordance with the market demand.		
<b>42.2</b>	<b>Thatta Cement Company Limited</b>		
	Installed Capacity-kWh	<b>202,356,000</b>	202,356,000
	Total output-kWh	<b>50,794,700</b>	30,468,400
	Load factor	<b>25.10%</b>	15.06%
<b>42.2.1</b>	Installed capacity has been computed on the basis of 8,760 hours (2023: 8,760 hours).		

### 43 RELATED PARTY TRANSACTIONS & BALANCES

Related parties comprise of associated undertakings, directors of the Group, key management personnel and staff retirement funds. The Group continues to have a policy whereby all transactions with related parties are entered into at commercial terms and conditions. Further, contribution to the defined contribution plan (provident fund) is made as per the terms of employment and trust deed and contribution to the defined benefit plan (gratuity fund) is in accordance with the actuarial advice. Details of transactions during the quarter ended / outstanding balances as at September 30, 2023 with related parties are as follows:

Further, contribution to defined contribution plan (provident fund) is made as per the terms of employment and trust deed. Detail of transactions during the year ended June 30, 2024 and outstanding balances as at June 30, 2024 with related parties are as follows:

#### 43.1 Transactions with related parties are summarized as follows:

Related Party	Basis of relationship	Nature of transactions	2024 (Rupees in thousands)	2023
Staff retirement benefits	Fund	Contribution to Employees' Gratuity Fund	-	10,000
		Contribution to Employees' Provident Fund	12,634	23,903
Other related parties		Education expenses - Model Terbiat School	3,091	4,359
Key management personnel	Fund	Remuneration and other benefits	56,238,337	51,451,526

#### 43.2 Year end balances

Related Party	Basis of relationship	Nature of transactions	2024 (Rupees in thousands)	2023
Staff retirement benefits	Fund	(Receivable) / Payable to Gratuity Fund	(23,100)	(23,100)

**43.3** All transactions with related parties have been carried out on commercial terms and conditions as approved by the Board of Directors.

**43.4** There are no transactions with key management personnel other than under their terms of employment.

### 44 REMUNERATION OF CHIEF EXECUTIVE , DIRECTORS AND EXECUTIVES

The aggregate amounts charged during the year in the financial statements for remuneration, including all benefits to Chief Executive and Executives of the Group were as follows:



	2024		2023	
	Chief Executive	Executives	Chief Executive	Executives
	----- (Rupees in thousands) -----		----- (Rupees in thousands) -----	
Managerial remuneration	17,115	47,672	15,000	44,714
Leave fare allowance	-	-	1,250	3,593
Bonus	1,250	6,107	-	1,492
Retirement benefits	1,037	2,454	2,308	7,199
Other benefits	2,309	20,438	-	-
<b>Total</b>	<b>21,711</b>	<b>76,672</b>	<b>18,558</b>	<b>56,998</b>
<b>Number of persons</b>	<b>2</b>	<b>17</b>	<b>1</b>	<b>13</b>

44.1 The Chief Executive and Executives are provided with car monetization and other benefits in accordance with their entitlement as per rules of the Group.

44.2 An aggregate amount of Rs. 10.750 million (2023: Rs. 10.650 million) was paid to Non-Executive Directors/Members during the year on account of Board, Audit Committee, Liquidity Risk Management and Human Resource & Remuneration Committee meeting fee.

#### 45 OPERATING SEGMENTS

For management purposes the Group is organized into following major business segments.

<b>Cement</b>	Engaged in manufacturing and marketing of cement.
<b>Power</b>	Engaged in generation and sale of electric power.

45.1	Year ended June 30, 2024	Cement	Power	Intra group adjustment	Consolidated
		----- Rupees in thousands -----			
	<b>Revenues</b>				
	Sales - net	7,521,577	1,692,085	(1,529,896)	7,683,766
	Cost of sales	(5,357,851)	(1,758,709)	1,783,456	(5,333,104)
	Gross profit	2,163,726	(66,624)	253,560	2,350,662
	Selling and distribution cost	(54,805)	-	-	(54,805)
	Administrative expenses	(143,358)	(40,412)	31,125	(152,645)
		1,965,563	(107,037)	284,685	2,143,212
	Other operating expenses	(183,479)	(16)	-	(183,495)
	Other income	744,194	81,996	(270,764)	555,426.00
		2,526,278	(25,057)	13,921	2,515,143
	Finance cost	(53,291)	(187,507)	-	(240,798)
	Segment results	2,472,987	(212,564)	13,921	2,274,345
	Unallocated expenditures	-	-	-	-
	Profit/(los) before taxation	2,472,987	(212,564)	13,921	2,274,345
	Taxation	(971,950)	(23,779)	-	(995,729)
	Profit/(los) for the year	1,501,037	(236,343)	13,921	1,278,616
	<b>Year ended June 30, 2023</b>				
	<b>Revenues</b>				
	Sales - net	5,410,132	824,203	(707,208)	5,527,127
	Cost of sales	(4,989,620)	(615,334)	736,796	(4,868,158)
	Gross profit	420,512	208,869	29,588	658,969
	Selling and distribution cost	(88,498)	-	-	(88,498)
	Administrative expenses	(144,299)	(34,646)	28,295	(150,650)
		187,715	174,223	57,883	419,821
	Other operating expenses	(31,021)	-	-	(31,021)
	Other income	258,692	86,948	(79,121)	266,519
		415,386	261,171	(21,238)	655,319
	Finance cost	(50,858)	(178,139)	11,550	(217,447)
	Segment results	364,528	83,032	(9,688)	437,872
	Unallocated expenditures	-	-	-	-
	Profit/(los) before taxation	364,528	83,032	(9,688)	437,872
	Taxation	(115,451)	(12,755)	-	(128,206)
	Profit/(los) for the year	249,077	70,277	(9,688)	309,666

Year ended June 30, 2024		Cement	Power	Intra group adjustment	Consolidated
45.2 Other information		Rupees in thousands			
<b>Segment assets</b>		7,626,581	3,832,298	(1,620,293)	9,838,585
Unallocated corporate assets		-	-	-	-
<b>Total assets</b>		<u>7,626,581</u>	<u>3,832,298</u>	<u>(1,620,293)</u>	<u>9,838,585</u>
<b>Segment liabilities</b>		3,417,393	1,653,636	(1,326,292)	3,744,737
Unallocated corporate liabilities		-	-	-	-
<b>Total liabilities</b>		<u>3,417,393</u>	<u>1,653,636</u>	<u>(1,326,292)</u>	<u>3,744,737</u>
Capital expenditure		<u>530,860</u>	<u>3,400</u>	<u>-</u>	<u>534,260</u>
Depreciation		<u>142,803</u>	<u>107,285</u>	<u>-</u>	<u>250,088</u>
Non-cash expenses other than depreciation		<u>599</u>	<u>(2,288)</u>	<u>-</u>	<u>(1,689)</u>
<b>Year ended June 30, 2023</b>					
<b>Segment assets</b>		4,742,981	3,475,066	(536,533)	7,681,514
Unallocated corporate assets		-	-	-	-
<b>Total assets</b>		<u>4,742,981</u>	<u>3,475,066</u>	<u>(536,533)</u>	<u>7,681,514</u>
<b>Segment liabilities</b>		1,758,272	1,060,064	(228,612)	2,589,724
Unallocated corporate liabilities		-	-	-	-
<b>Total liabilities</b>		<u>1,758,272</u>	<u>1,060,064</u>	<u>(228,612)</u>	<u>2,589,724</u>
Capital expenditure		<u>62,746</u>	<u>3,400</u>	<u>-</u>	<u>66,146</u>
Depreciation		<u>137,750</u>	<u>107,285</u>	<u>-</u>	<u>245,035</u>
Non-cash expenses other than depreciation		<u>12,173</u>	<u>40</u>	<u>-</u>	<u>12,213</u>

#### 45.3 Reconciliation of reportable segment revenues, profit or loss, assets and liabilities .

	June 30, 2024	June 30, 2023
Note	---- Rupees in thousands ----	
<b>45.3.1 Operating revenues</b>		
Total revenue of reportable segments	9,213,662	6,234,335
Elimination of intra group revenue	(1,529,896)	(707,208)
<b>Consolidated revenue</b>	<u>7,683,766</u>	<u>5,527,127</u>
<b>45.3.2 Profit or loss</b>		
Total profit before taxation of reportable segments	2,260,423	447,560
Adjustment of unrealized profit	13,921	(9,688)
<b>Consolidated profit before taxation</b>	<u>2,274,345</u>	<u>437,872</u>
<b>45.3.3 Assets</b>		
Total assets of reportable segments	11,458,879	8,218,047
Elimination of intra group balances	(1,618,690)	(534,930)
Reclassification for consolidation purposes	(1,603)	(1,603)
<b>Consolidated assets</b>	<u>9,838,585</u>	<u>7,681,514</u>
<b>45.3.4 Liabilities</b>		
Total liabilities of reportable segments	5,071,029	2,818,336
Elimination of intra group balances	(1,326,292)	(228,612)
<b>Consolidated liabilities</b>	<u>3,744,737</u>	<u>2,589,724</u>
<b>45.4 Geographical segment analysis</b>		
Year ended June 30, 2024	Local	Export
Revenue	7,683,766	-
Total Assets	9,838,585	-
Net Assets	6,093,848	-
	<u>23,616,199</u>	<u>-</u>
Year ended June 30, 2023		
Revenue	5,527,127	-
Total Assets	7,681,514	-
Net Assets	5,091,790	-
	<u>18,300,431</u>	<u>-</u>

#### 45.5 Information about major customers

Major customers for cement segment are various individual dealers, builders & developers whereas major customer for power segment is Hyderabad Electric Supply Company limited.

#### 46 FINANCIAL INSTRUMENTS AND RELATED RISK MANAGEMENT

The Group finances its operations through equity, borrowing and management of working capital with a view to maintain an appropriate mix between various sources of finance to minimize risk. Taken as a whole the Group's risk arising from financial instruments is limited as there is no significant exposure to price and cash flow risk in respect of such instruments. Financial instruments of the Group are as under:

		June 30, 2024	June 30, 2023
	Note	---- Rupees in thousands ----	
<b>Financial assets</b>			
Long term deposits	9	5,125	5,125
Trade debts	12	745,025	969,709
Trade deposits	14	228,012	227,839
Short term investment	15	1,190,825	323,715
Other receivables and accrued mark-up	16	29,738	25,050
Gratuity Fund asset	24.2.7	23,100	23,100
Cash and bank balances	19	2,992,916	684,452
		<b>5,214,741</b>	<b>2,258,990</b>
<b>Financial liabilities</b>			
Long term financing (including current maturity)	22	751,329	751,329
Long term deposits	23	22,787	2,787
Trade and other payables	26	992,289	715,560
Unclaimed dividend	27	1,933	1,957
Accrued mark-up	28	348,088	163,445
Short term borrowings	29	197,649	206,609
		<b>1,562,746</b>	<b>1,841,687</b>

#### 46.1 Financial risk management objectives

The Group has exposure to the following risks:

- credit risk
- liquidity risk
- market risk
- operational risk

The Board of Directors (the Board) of the Group has the overall responsibility for establishment and oversight of the Group's risk management framework. To assist the Board in discharging its oversight responsibility, the management has been made responsible for identifying, monitoring and managing the Group's financial risk exposure. The Group's overall risk management program seeks to minimize potential adverse effects on the Group's financial performance.

#### a) Credit risk

Credit risk is a risk that one party to a financial instrument will fail to discharge an obligation and cause the other party to incur a financial loss, without taking into account the fair value of any collateral. Concentration of credit risk arises when a number of financial instruments or contracts are entered into with same party, or when counter parties are engaged in similar business activities, or activities in the same geographical region, or have similar economic features that would cause their ability to meet contractual obligations to be similarly effected by change in economics, political or other conditions. Concentration of credit risk indicate the relative sensitivity of the Company's performance to developments affecting a particular industry.

At the reporting date, the Company's total credit risk was concentrated in the following industrial / economic sectors:

	2024		2023	
	Rupees in thousands	%	Rupees in thousands	%
Banks	2,988,125	57%	678,287	30%
Others	2,226,616	43%	1,579,703	70%
	<b>5,214,741</b>	<b>100%</b>	<b>2,257,990</b>	<b>100%</b>

The carrying amount of financial assets represents the maximum credit exposure. To reduce the exposure to credit risk, the Group has developed a policy of obtaining advance payment from its customers against sale of cement. Except for customers relating to the Government and certain credit worthy customers, the management strictly adheres to this policy. For any balance receivable from such Government and credit worthy customers, the management continuously monitors the credit exposure towards them and make provisions against those balances considered doubtful. Cash is held only with banks with high quality credit worthiness. There is no significant risk exposure to loan and advances and other receivables.

The maximum exposure to credit risk at the reporting date is:

		June 30 2024	June 30 2023
	Note	----- Rupees in thousands -----	
Long term deposits	9	5,125	5,125
Trade debts	12	745,025	969,709
Trade deposits	14	228,012	227,839
Short term investment	15	1,190,825	323,715
Other receivables and accrued interest	16	29,738	25,050
Bank balances	19	2,988,125	679,287
		<b>5,186,850</b>	<b>2,230,725</b>

#### Financial assets that are neither past due nor impaired

The credit quality of assets that are neither past due nor impaired can be assessed by reference to historical information and external credit ratings or to historical counterparty default rates. As at June 30, 2023 trade debts of Rs. 585.401 million (2022: Rs. 1,224.940 million) were past due but not impaired. These relates to a number of independent customers for whom there is no recent history of default. The aging analysis of these trade debts is as follows:

#### Not past due

- within 30 days	93,439	205,349
- 31 to 90 days	125,962	178,959
- 91 to 180 days	23,589	76,164
- over 180 days	502,034	509,237
	<b>745,025</b>	<b>969,709</b>

To manage exposure to credit risk in respect of trade receivables, management performs credit reviews taking into account the customer's financial position, past experience and other factors. Where considered necessary, advance payments are obtained from certain parties.

The exposure to banks is managed by dealing with variety of major banks and monitoring exposure limits on continuous basis. The credit quality of cash at bank (in Current, profit or loss share account and deposit accounts) as per credit rating agencies is as follows:

Name of Banks	Rating agency	Ratings	
		Short-term	Long-term
National Bank of Pakistan	PACRA	A1+	AAA
Bank Alfalah Limited	PACRA	A1+	AA+
MCB Bank Limited	PACRA	A1+	AAA
Al Baraka Islamic Bank Limited	JCR-VIS	A-1	A+
Silk Bank Limited	JCR-VIS	A-	A-2
Summit Bank Limited	JCR-VIS	N/A	N/A
Faysal Bank Limited	PACRA	A1+	AA

Due to Group's long standing relationship with these counterparties and after giving due consideration to their strong financial standing, management does not expect non-performance by these counterparties on their obligation to the Group. For trade debts, internal risk assessment process determines the credit quality of the customer, taking into account its financial position, past experience and other factors. Individual risk limits are fixed based on internal or external ratings in accordance with limits set by the management. The utilization of said limits is regularly monitored.

### Financial assets that are past due or impaired

The credit quality of financial assets that are past due or impaired can be assessed by reference to note 12.2. The aging analysis of these impaired trade debts is as follows:

	June 30 2024	June 30 2023
	----- Rupees in thousands -----	
Below five years	3,312	3,312
Over five years	72,028	72,028
	<b>75,340</b>	<b>75,340</b>

### b) Liquidity risk management

Liquidity risk is the risk that the Group will encounter difficulty in meeting its financial obligations as they fall due. Liquidity risk arises because of the possibility that the Group could be required to pay its liabilities earlier than expected or may face difficulty in raising funds to meet commitments associated with financial liabilities as they fall due.

The Group is exposed to liquidity risk in respect of non-current interest bearing liabilities, long term deposit, short term borrowings, trade and other payable and mark-up accrued.

The Group's approach to manage liquidity is to ensure, as far as possible, that it will always have sufficient liquidity to meet its liabilities when due, under both normal and stressed conditions, without incurring unacceptable losses or risking damage to the Group's reputation.

Management closely monitors the Group's liquidity and cash flow position. This includes maintenance of liquidity ratios, debtors and creditors concentration both in terms of the overall funding mix and avoidance of undue reliance on large individual customers.

### Maturity analysis for financial liabilities

The table below analyses the Group's financial liabilities into relevant maturity groupings based on the remaining period at the reporting date to maturity date and represents the undiscounted cash flows. The amounts in the table are the gross nominal undiscounted cash flows (including interest payments)

		2024				
		Carrying amount	Contractual cash flows	Six months or less	Six to twelve months	More than one year
		----- (Rupees in thousands) -----				
<b>Non-derivative</b>	<b>Note</b>					
<b>Financial liabilities</b>						
Long term financing (including current maturity)	22	751,329	(751,329)	(751,329)	-	-
Long term deposits	23	-	-	-	-	-
Trade and other payables	26	1,287,006	(1,287,006)	(1,287,006)	-	-
Short term borrowing	29	197,649	(197,649)	(98,825)	(98,825)	-
Accrued mark up	28	348,088	(348,088)	(348,088)	-	-
		<b>2,584,072</b>	<b>(2,584,072)</b>	<b>(2,485,248)</b>	<b>(98,825)</b>	<b>-</b>
		----- (Rupees in thousands) -----				
		2023				
		Carrying amount	Contractual cash flows	Six months or less	Six to twelve months	More than one year
		----- (Rupees in thousands) -----				
<b>Non-derivative</b>						
<b>Financial liabilities</b>						
Long term financing	22	751,329	(751,329)	(751,329)	-	-
Long term deposits	23	2,787	(2,787)	-	-	(2,787)
Trade and other payables	26	897,963	(897,963)	(897,963)	-	-
Short term borrowing	29	206,609	(206,609)	(103,305)	(103,305)	-
Accrued mark up	28	163,445	(163,445)	(163,445)	-	-
		<b>2,022,133</b>	<b>(2,022,133)</b>	<b>(1,916,042)</b>	<b>(103,305)</b>	<b>(2,787)</b>
		----- (Rupees in thousands) -----				

The contractual cash flows relating to the above financial liabilities have been determined on the basis of mark-up rate effective at the reporting date.

### c) Market risk

Market risk is the risk that changes in market interest rates, foreign exchange rates and other prices will affect the Group's income or the value of its holdings of financial instruments. The objective of market risk management is to manage and control market risk exposures within acceptable parameters, while optimizing the return on risk.

d) **Interest / mark-up rate risk management**

Interest / mark-up rate risk management arises from the possibility of changes in interest/mark-up rates which may affect the value of financial instruments. The Group has long term finance and short term borrowing at variable rates. The Group is exposed to interest / mark-up rates risk on long term financing, where interest rate risk is covered by holding "Prepayment option" which can be exercised upon any adverse movement in the underlying interest rates. At the reporting date the interest rate profile of the Group's interest bearing financial instruments is as follows:

	Carrying amount	
	2024	2023
----- Rupees in thousands -----		
<b>Fixed rate instruments</b>		
Financial assets	1,190,825	323,715
<b>Variable rate instruments</b>		
Financial assets	2,974,877	676,851
Financial liabilities	948,978	957,938

**Fair value sensitivity analysis for fixed rate instruments:**

The Group does not account for any fixed rate financial assets and liabilities at fair value through profit or loss. Therefore, change in interest rates at the reporting date would not affect consolidated statement of profit or loss.

**Cash flow sensitivity analysis for variable rate instruments:**

**Financial assets**

If interest rate had fluctuated by 100 basis points with all other variables held constant, profit / (loss) before tax for the year would have been Rs. 24.12 million (2023: Rs 3.64 million) higher / lower, mainly as a result of higher / lower interest income from these financial assets.

**Financial liabilities**

If interest rate had fluctuated by 100 basis points with all other variables held constant, profit before tax for the year would have been Rs. 2.41 million (2022: Rs. 9.58 million) higher / lower, mainly as a result of higher / lower interest expense on these financial liabilities.

A summary of the Company's interest rate gap position, categorized by the earlier of contractual re-pricing or maturity dates at the end of year is as follows:

Note	Mark-up / return (%)	2024			Total	
		Less than 6 months	6 months to 1 year	More than 1 year		
----- (Rupees in thousands) -----						
<b>Assets</b>						
Bank balance in PLS accounts	19	18.25% to 20.5%	2,974,877	-	-	2,974,877
Short term investment	15	15.97% to 18.5%	1,190,825	-	-	1,190,825
<b>Total assets</b>			4,165,702	-	-	4,165,702
<b>Liabilities</b>						
Short term borrowings	29	21.46% to 25.5%	(98,825)	(98,825)	-	(197,649)
Long term financing	22		(751,329)	-	-	(751,329)
<b>Total liabilities</b>			(850,154)	(98,825)	-	(948,978)
<b>On-balance sheet gap</b>			3,315,549	(98,825)	-	3,216,724
<b>Total interest risk sensitivity gap</b>			3,315,549	(98,825)	-	3,216,724
<b>2023</b>						
Note	Mark-up / return (%)	Less than 6 months	6 months to 1 year	More than 1 year	Total	
----- (Rupees in thousands) -----						
<b>Assets</b>						
Bank balance in PLS accounts	19	12.25% to 19.5%	676,851	-	-	676,851
Short term investment	15	14.5% to 19.5%	100,000	223,715	-	323,715
<b>Total assets</b>			776,851	223,715	-	1,000,566
<b>Liabilities</b>						
Short term borrowings	29	16.66% to 24.98%	(103,305)	(103,304)	-	(206,609)
Long term financing			(751,329)	-	-	(751,329)
<b>Total liabilities</b>			(854,634)	(103,304)	-	(957,938)
<b>On-balance sheet gap</b>			(77,783)	120,411	-	42,628
<b>Total interest risk sensitivity gap</b>			(77,783)	120,411	-	42,628

**e) Foreign exchange risk management**

Foreign exchange risk is the risk that the value of financial asset or a liability will fluctuate due to change in foreign exchange rates. It arises mainly where receivables and payables exist due to transactions entered into foreign currencies. Currently, the Group's foreign exchange risk exposure is restricted to the amounts receivable/payable from/to the foreign entities and outstanding letters of credit and bills payable.

The Group does not have any exposure to foreign currency risk at the reporting date.

Therefore, the Group does not obtain forward cover against the exposure. However, the following significant rates applied during the year:

	2024	2023	2024	2023
	Average Rate		Balance sheet date rate	
US Dollar to PKR	278.66	276.92	278.80	287.10

**f) Fair value of financial instruments**

Fair value of the financial instrument is the amount for which an asset could be sold or exchanged, or a liability can be settled, between knowledgeable willing parties in an arm's length transaction.

The carrying amount of all financial assets and liabilities reflected in the consolidated financial statements approximate their fair values. The methods used for determining fair value of each class of financial assets and liabilities are disclosed in respective policy notes.

**g) Fair value hierarchy**

The Company uses the following hierarchy for determining and disclosing the fair value of financial instruments by valuation technique:

Level 1	quoted (unadjusted) prices in active markets for identical assets and liabilities.
Level 2	other techniques for which all inputs which have a significant effect on the recorded fair value are observable either, directly or indirectly.
Level 3	techniques which use inputs that have a significant effect on the recorded fair value that are not based on observable market data.

Transfer between levels of the fair value hierarchy are recognized at the end of the reporting period during which the changes have occurred. However, there were no transfers between levels of fair value hierarchy during the year.

**h) Capital Management**

The Board's policy is to maintain a strong capital base so as to maintain investor, creditor and market confidence and to sustain future development of the business. The Board of Directors monitor the return on capital, which the Group defines as net profit after taxation divided by total shareholders' equity. The Board of Directors also monitor the level of dividend to ordinary shareholders. There were no changes to the Group's approach to capital management during the year and the Group is not subject to externally imposed capital requirements.

The Company's objectives when managing capital are:

- (i) to safeguard the entity's ability to continue as a going concern, so that it can continue to provide returns for shareholders and benefits for other stakeholders, and
- (ii) to provide an adequate return to shareholders.

	2024	2023
Debt to equity ratio	0.21	0.07
Debt to asset ratio	0.13	0.05
Current ratio	1.70	1.78
Quick Ratio	1.56	1.01

The Group manages the capital structure in the context of economic conditions and the risk characteristics of the underlying assets. The Group finances its operations through equity, borrowing and management of working capital with a view to maintain an appropriate mix between various sources of finance to minimize risk.

**i) Operational risk**

Operational risk is the risk of direct or indirect loss arising from a wide variety of causes associated with the processes, technology and infrastructure supporting the Company's activities, either internally within the Company or externally at the Company's service providers, and from external factors other than credit, market and liquidity risks such as those arising from legal and regulatory requirements and generally accepted standards of operation behaviour. Operational risks arise from all the Company's activities.

The Company's objective is to manage operational risk so as to balance limiting of financial losses and damage to its reputation while achieving its objectives of becoming a profitable organization, producing high quality cement and generating returns for investors. Primary responsibility for the development and implementation of controls over operational risk rests with the Board of Directors. This responsibility encompasses the controls in the following areas:

- compliance with regulatory and other legal requirements;
- requirements for periodic assessment of operational risks faced and the adequacy of controls and procedures to address the risks identified;
- ethical and business standards;
- risk mitigation, including insurance where this is effective; and
- operational and qualitative track record of the plant and equipment supplier and related service providers.
  
- documentation of controls and procedures;
- requirements for appropriate segregation of duties between various functions, roles and responsibilities ;
  
- requirements for reconciliation and monitoring of transactions;

**47 NUMBER OF EMPLOYEES**

The total number of employees at the year end were 409 (2023: 493) and average number of employees during the year were 476 (2023: 497).

**48 NON-ADJUSTING EVENT AFTER THE BALANCE SHEET DATE**

The Board of Directors in their meeting held on August 20, 2024 have proposed final cash dividend Rs. 1 per share (2023: Rs. Nil per Share) in respect of year ended June 30, 2024.

**49 DATE OF AUTHORIZATION FOR ISSUE**

These consolidated financial statements were authorized for issue on August 20, 2024 by the Board of Directors of the Company.


**50 GENERAL**

**50.1** Corresponding figures have been rearranged and reclassified, wherever necessary for the purpose of comparison and for better presentation. However, no significant reclassification has been made during the year.

**50.2** Amounts have been rounded off to the nearest thousands of Rupees.



\_\_\_\_\_  
**CHIEF FINANCIAL OFFICER**



\_\_\_\_\_  
**CHIEF EXECUTIVE**



\_\_\_\_\_  
**DIRECTOR**



# FORM OF PROXY

The Secretary  
Thatta Cement Company Ltd.  
CL, 5/4, State Life Building # 10,  
Main Abdullah Haroon Road.  
Karachi, Pakistan.

Please quote:

No. of shares held. \_\_\_\_\_

Folio No. \_\_\_\_\_

I / We \_\_\_\_\_

of \_\_\_\_\_

member (s) of Thatta Cement Company Limited, hereby appoint \_\_\_\_\_

\_\_\_\_\_ or failing him/her \_\_\_\_\_

\_\_\_\_\_ of \_\_\_\_\_

as proxy in my / our behalf at the Annual General Meeting of the Company to be held on Tuesday, October 15, 2024 at 11:00 a.m. at Beach Luxury Hotel, M.T.khan Road, Lalazar Karachi, and at any adjournment thereof.

As witness my hand this \_\_\_\_\_ day of \_\_\_\_\_ 2024 \_\_\_\_\_

signed by \_\_\_\_\_

in the presence of \_\_\_\_\_

Signature

Rupee five  
revenue  
stamp

\_\_\_\_\_  
Signature of witness

\_\_\_\_\_  
Signature of witness

Important:

1. This Form of Proxy duly completed must be deposited at our Registered Office, not later than 48 hours before the time of holding the meeting.
2. A Proxy should also be a shareholder of the Company





# THATTA CEMENT

COMPANY LIMITED

---

Head Office  
CL/5-4 State Life Building # 10,  
Abdullah Haroon Road, Karachi, Pakistan.

Factory  
Ghulamullah Road, Makli,  
District Thatta, Sindh