




NAGINA GROUP



*Annual Report*  
**2024**

**PROSPERITY WEAVING  
MILLS LIMITED**

## CONTENTS

Company Information	2
Notice of Annual General Meeting	3
Vision and Mission Statement	10
Chairman Review Report	11
Directors' Report to the Members	13
Statement of Compliance with Listed Companies (Code of Corporate Governance) Regulations, 2019	24
Shareholders' Information	27
Pattern of Shareholding	30
Key Financial Information	32
Independent Auditors' Review Report to the Members on the Statement of Compliance contained in listed companies (Code of Corporate Governance) Regulations, 2019	33
Independent Auditors' Report to the Members	34
Statement of Financial Position	38
Statement of Profit or Loss and Other Comprehensive Income	40
Statement of Cash Flows	41
Statement of Changes in Equity	42
Notes to the Financial Statements	43
Form of Proxy	77

## COMPANY INFORMATION

### BOARD OF DIRECTORS

Mr. Shahzada Ellahi Shaikh	Non-Executive Director / Chairman
Ms. Parveen Akhter Malik	Independent Non-Executive Director
Mr. Arfa Waheed Malik	Independent Non-Executive Director
Mr. Aneeq Khawar	Independent Non-Executive Director
Mr. Javaid Bashir Sheikh	Non-Executive Director
Mr. Shaukat Ellahi Shaikh	Non-Executive Director
Mr. Shafqat Ellahi Shaikh	Non-Executive Director
Mr. Amin Ellahi Shaikh	Non-Executive Director
Mr. Haroon Shahzada Ellahi Shaikh	Non-Executive Director
Mr. Raza Ellahi Shaikh	Executive Director

**MANAGING DIRECTOR (Chief Executive)** Mr. Raza Ellahi Shaikh

### AUDIT COMMITTEE

Ms. Parveen Akhter Malik	Chairperson
Mr. Amin Ellahi Shaikh	Member
Mr. Haroon Shahzada Ellahi Shaikh	Member
Mr. Syed Mohsin Gilani	Secretary

### HUMAN RESOURCE & REMUNERATION (HR & R) COMMITTEE

Ms. Parveen Akhter Malik	Chairperson
Mr. Raza Ellahi Shaikh	Member
Mr. Amin Ellahi Shaikh	Member
Mr. Muhammad Azam	Secretary

### EXECUTIVE COMMITTEE

Mr. Raza Ellahi Shaikh	Chairman
Mr. Shahzada Ellahi Shaikh	Member
Mr. Amin Ellahi Shaikh	Member
Mr. Haroon Shahzada Ellahi Shaikh	Member
Mr. Muhammad Azam	Secretary

### CORPORATE SECRETARY

Mr. Syed Mohsin Gilani

### CHIEF FINANCIAL OFFICER (CFO)

Mr. Muhammad Tariq Sheikh

### HEAD OF INTERNAL AUDIT

Mr. Farjad Ashfaq

### AUDITORS

Messrs Yousuf Adil.  
Chartered Accountants

### CORPORATE ADVISORS

Bandial & Associates

### LEAD BANKERS

Allied Bank Ltd.  
Askari Bank Ltd.  
Bank Alfalah Ltd.  
Habib Bank Ltd.  
Meezan Bank Ltd.  
MCB Bank Ltd.  
National Bank of Pakistan  
Soneri Bank Limited  
United Bank Ltd.

### REGISTERED OFFICE

Nagina House,  
91-B-1, M.M. Alam Road,  
Gulberg-III, Lahore-54660

### REGIONAL OFFICE

2nd Floor, Shaikh Sultan Trust Bldg. No. 2, 26-Civil Lines,  
Beaumont Road, Karachi - 75530

### WEB REFERENCE

[www.nagina.com](http://www.nagina.com)

### SHARES REGISTRAR

M/s Hameed Majeed Associates (Pvt.) Ltd.  
1<sup>st</sup> Floor, H.M. House 7-Bank Square, Lahore  
Phone # 042-37235081-2  
Fax # 042-37358817

### MILLS

13.5 K.M  
Sheikhupura Sharaqpur Road, Sheikhupura


## NOTICE OF ANNUAL GENERAL MEETING

Notice is hereby given that the 33<sup>rd</sup> Annual General Meeting (AGM) of members of PROSPERITY WEAVING MILLS LTD. will be held at the Registered Office of the Company situated at Nagina House, 91-B-1, M.M. Alam Road, Gulberg-III, Lahore-54660 on **Monday, October 28, 2024** at 11:00 a.m and virtually through video conference facility to transact the following business:-

### ORDINARY BUSINESS

- 1) To confirm minutes of the Annual General Meeting held on October 27, 2023.
- 2) To receive, consider and adopt the Audited Financial statement of the Company together with the Chairman's Review Report, Directors' and Auditors' reports thereon for the year ended June 30, 2024.

In accordance with Section 223 of the Companies Act, 2017 (the Act) and pursuant to the S.R.O.389(I)/2023 dated March 21, 2023, issued by the Securities and Exchange Commission of Pakistan (the SECP), the financial statements of the Company can be accessed through the following weblink and QR enabled code:

LINK	QR CODE
<a href="https://nagina.com/wp-content/uploads/2024/10/PWML-ANNUAL-2024.pdf">https://nagina.com/wp-content/uploads/2024/10/PWML-ANNUAL-2024.pdf</a>	

- 3) To approve and declare final cash dividend at Rs. 2/50 per share i.e. 25% for the year ended June 30, 2024, as recommended by the Board of Directors.
- 4) To appoint Auditors of the Company and fix their remuneration for the year ending on June 30, 2025.

### SPECIAL BUSINESS

- 5) To ratify and approve transactions conducted with Related Parties for the year ended June 30, 2024 and authorize the Board of Directors of the Company to approve transactions with related parties by passing the following special resolutions with or without modifications:
  - a) **RESOLVED** that the transactions conducted with Related Parties as disclosed in Note 38 of the financial statements for the year ended June 30, 2024 be and are hereby ratified, approved and confirmed.
  - b) **FURTHER RESOLVED** that the Board of Directors of the Company be and is hereby authorized to approve all related party transactions to be carried out during the financial year 2025. These transactions shall be deemed to have been approved by the shareholders and shall be placed before the shareholders in the next AGM for their formal ratification/approval.
- 6) To transact any other ordinary business with the permission of the Chair.

Statements under Section 134 (3) of the Companies Act, 2017 pertaining to the special business and under the Companies (Investment in Associated Companies or Associated Undertakings) Regulations, 2017 are annexed.

By Order of the Board



**Syed Mohsin Gilani**  
Corporate Secretary

Lahore: September 30, 2024

## NOTES

1. The Share Transfer Books of the Company will remain closed from October 22, 2024 to October 28, 2024 (both days inclusive). Transfers received in order by our Shares Registrar, M/s Hameed Majeed Associates (Pvt.) Limited, 1<sup>st</sup> Floor, H.M. House, 7-Bank Square, Lahore by the close of business on October 21, 2024 will be considered in time to entitle the transferees for payment of dividend and to attend the AGM.
2. A member of the Company entitled to attend and vote at the General Meeting may appoint another member as his/her proxy to attend and vote in place of him/her at the meeting. Proxies in order to be effective must be received at the Registered Office of the Company duly stamped and signed not less than 48 hours before the time of meeting. A proxy must be a member of the Company. Proxy Forms in Urdu and English languages are attached to the notice circulated to the shareholders.
3. Members who have deposited their shares into Central Depository Company of Pakistan Limited (CDC) will further have to follow the under mentioned guidelines as laid down by the Securities and Exchange Commission of Pakistan in Circular No 1 of 2000.

### A. For Attending the Meeting

- a) In case of Individuals, the account holder and/or sub-account holder whose registration details are uploaded as per the CDC Regulations, shall authenticate his/her identity by showing his/her original CNIC or, original Passport at the time of attending the Meeting.
- b) In case of corporate entity, the Board's resolution power of attorney with specimen signature of the nominee shall be produced (unless it has been provided earlier) at the time of the Meeting.

### B. For Appointing Proxies

- a) In case of individuals, the account holder and/or sub-account holder whose registration details are uploaded as per the CDC Regulations, shall submit the proxy form as per above requirements.
  - b) The proxy form shall be witnessed by two persons, whose names, addresses and CNIC numbers shall be mentioned on the form.
  - c) Attested copies of the CNIC or the passport of beneficial owners and the proxy shall be furnished with the proxy form.
  - d) The proxy shall produce his original CNIC or original passport at the time of the Meeting.
  - e) In case of corporate entity, the Board's resolution power of attorney with specimen signature shall be furnished (unless it has been provided earlier) along with proxy form to the Company.
4. The members can also participate in the General Meeting through video link facility  
To attend the Annual General meeting through video link, members and their proxies are requested to register their following particulars by sending an e-mail at [azam@nagina.com](mailto:azam@nagina.com).

Folio/CDC Account No.	No. of Shares held	Name	CNIC No.	Cell No.	Email address

The video link and login credentials will be shared with the shareholders whose e-mails, containing all the requested particulars, are received at the given e-mail address by or before the close of business hours (5:00 p.m.) on October 27, 2024.

### 5. Voting Through Postal Ballot / E-voting

Pursuant to Companies (Postal Ballot) Regulations 2018 and read with Sections 143 and 144 of the Companies Act, 2017, members will be allowed to exercise their right to vote through voting by post or electronic voting facility for the special business agenda items # 5 in its forthcoming Annual General Meeting to be held on Monday October 28, 2024, at 11:00 a.m in accordance with the requirements and subject to the conditions contained in the aforesaid Regulations.

- a) E-Voting will start from October 24, 2024 and shall close on October 27, 2024 at 5:00 pm. Details of e-voting facility will be shared through e-mail with those members of the Company who have their valid CNIC numbers, Cell Numbers, and e-mail addresses available in the Register of Member by the close of business on October 21, 2024.
  - b) Members of the Company who want to opt for voting through postal ballot are requested to ensure that duly filled and signed ballot paper along with clear copy of valid CNIC should reach at the address, The Chairman, PWML, Nagina House, 91-B-1, M.M. Alam Road, Gulberg-III, Lahore-54660 or email at [azam@nagina.com](mailto:azam@nagina.com) one day before the Annual General Meeting, i.e., on October 27, 2024 before 5:00 p.m. during working hours. The signature on the ballot paper shall match with their signature on CNIC. The Ballot paper has also been placed on the Company's website [https:// www.nagina.com](https://www.nagina.com) to download. A postal ballot received after this time/date shall not be considered for voting.
6. In accordance with the provisions of Section 242 of the Companies Act, 2017 and Companies (Distribution of Dividends) Regulation 2017, it is mandatory for a listed company to pay cash dividend to its shareholders only through electronic mode directly into their bank account designated by the entitled shareholders instead of issuing physical dividend warrants. Therefore, shareholders are requested to provide the particulars relating to name, folio number, bank account number, IBAN Number, title of account and complete mailing address of the bank directly to the Company's Share Registrar in case of physical shareholders and directly to the relevant Participant / CDC Investor Account Service in case of maintaining shareholding under Central Depository System (CDS).
- In case of non-receipt of above information, the dividend shall be withheld.
7. The rates of deduction of income tax from dividend payments under Section 150 of the Income Tax Ordinance, 2001 shall be as follows:
- |  |     |
|--|-----|
| i) Rate of Withholding Income Tax deduction for the persons whose names are appearing on ATL.      | 15% |
| ii) Rate of Withholding Income Tax deduction for the persons whose names are not appearing on ATL. | 30% |
- To enable the company to make tax deduction on the amount of cash dividend @ 15% instead of 30%, shareholders whose names are not appearing on Active Taxpayers' List (ATL) available on the website of FBR are advised to immediately make sure that their names are entered in ATL, otherwise tax on their cash dividend will be deducted @ 30% instead of 15%.
- Further, according to clarification received from Federal Board of Revenue (FBR), withholding tax will be determined separately on "Filer/ Non-Filer" status of principal shareholder as well as joint-holders (s) based on their shareholding proportions, in case of joint accounts. In this regard all shareholders who hold shares jointly are requested to provide shareholding proportions of principal shareholder and joint-holder(s) in respect of shares held by them to our Share Registrar, in writing, within 10 days of this notice, otherwise it will be assumed that the shares are equally held by principal shareholder and joint-holder(s).
8. The financial statements for the year ended June 30, 2024 shall be uploaded on the Company's website [www.nagina.com](http://www.nagina.com) twenty-one days prior to the date of holding of annual general meeting.
  9. Members can exercise their right to demand a poll subject to meeting requirements of Section 143 - 145 of Companies Act, 2017 and applicable clauses of Companies (Postal Ballot) Regulations 2018.
  10. If the Company receives consent from the members holding at least 10% shareholding residing in a city, to participate in the meeting through video-link at least 07 days prior to date of the meeting, the Company will arrange facility of video-link in that city subject to availability of such facility in that city.

11. As per Section 72 of the Companies Act, 2017, every existing listed company shall be required to replace its physical shares with book-entry form in a manner as may be specified and from the date notified by the Commission, within a period not exceeding four years from the commencement of this Act, i.e. May 30, 2017.

The shareholders having physical shareholding are encouraged to open CDC sub-account with any of the brokers or Investor Account directly with CDC to place their physical shares into scrip less form, this will facilitate them in many ways, including safe custody and sale of shares, any time they want, as the trading of physical shares is not permitted as per existing regulations of the Pakistan Stock Exchange Ltd.

12. Members are requested to promptly notify the Company of any change in their registered address.
13. For any query/ information, the investors may contact the Shares Registrar and / or the Company: Mr. Syed Mohsin Gilani, Phone No. 042-35756270 Ext. 337, email address: mohsin.gilani@nagina.com

### **STATEMENT UNDER SECTION 134 (3) OF THE COMPANIES ACT, 2017**

This statement sets out the material facts concerning the Special Business to be transacted at the Annual General Meeting of the Company to be held on October 28, 2024.

#### **1. Agenda item No. 5 (a) - Ratification and Approval of Related Party Transactions**

All the transactions carried out by the Company with related parties during the financial year ended June 30, 2024 given in the related party note 38 of the Annual Financial Statements of the Company for the year ended June 30, 2024.

The Company carried out transactions with Related Parties on arm's length basis as per the approved Related Party Transactions Policy in the normal course of business and periodically reviewed by the Board Audit Committee pursuant to Clause 15 of Listed Companies (Code of Corporate Governance) Regulations, 2019.

The transactions with related parties have been approved by the Board in the quarterly / annual financial statements during the fiscal year 2023-24, however, the Board decided to place above related party transaction concluded during the fiscal year 2023-24 before the shareholders in AGM for ratification and approval due to the interests/concerns of some of the directors due to common directorship.

#### **2. Agenda item No. 5 (b) - Authorization for the Board of Directors to approve related party transactions during the financial year ending June 30, 2025**

The Company shall be conducting transactions with the related parties during the year ending June 30, 2025 in the ordinary course of business and at arm's length basis under the policy of the Company for related party transactions. All transactions entered into or to be entered into with related parties require the approval of the Audit Committee of the Board. Upon recommendation of the Audit Committee, such transactions shall be placed before the Board of Directors for approval. In order to promote transparent business practices, the shareholders are recommended to authorize the Board of Directors of the Company to approve transactions with the related parties for the year ending June 30, 2025, which transactions shall be deemed to be approved by the shareholders. These transactions shall be placed before the shareholders in the next AGM for their formal ratification/approval. The Directors are interested in the resolutions only to the extent of their common directorship in such related parties.

**STATEMENT UNDER RULE 4(2) OF THE COMPANIES (INVESTMENT IN ASSOCIATED COMPANIES OR ASSOCIATED UNDERTAKINGS) REGULATIONS, 2017**

a) Total investment approved;	Rs.100,000,000/= (Rupees one hundred million only) to each of the following associated company: i) Nagina Cotton Mills Ltd. (NCML) ii) Ellicot Spinning Mills Ltd. (ESML)																																		
b) Amount of investment made to date;	Nil																																		
c) Reasons for deviations from the approved timeline of investment, where investment decision was to be implemented in specified time; and	Due to better cash flows, the associated companies did not need funds envisaged u/s 199 of the Companies Act, 2017. Therefore, no investment transaction took place during the year 2023 - 24.																																		
d) Material change in financial statements of associated company or associated undertaking since date of the resolution passed for approval of investment.	<table border="1" style="width: 100%; border-collapse: collapse;"> <thead> <tr> <th rowspan="2"></th> <th colspan="2" style="text-align: center;">Present Financial Position as on June 30, 2024</th> <th colspan="2" style="text-align: center;">Financial Position at the time of Approval as on June 30, 2020</th> </tr> <tr> <th style="text-align: center;">NCML</th> <th style="text-align: center;">ESML</th> <th style="text-align: center;">NCML</th> <th style="text-align: center;">ESML</th> </tr> </thead> <tbody> <tr> <td></td> <td colspan="4" style="text-align: center;"><b>Rupees in Millions</b></td> </tr> <tr> <td>Net sales</td> <td style="text-align: right;">20,448.120</td> <td style="text-align: right;">15,510.705</td> <td style="text-align: right;">7,070.172</td> <td style="text-align: right;">6,152.929</td> </tr> <tr> <td>Gross profit</td> <td style="text-align: right;">1,613.829</td> <td style="text-align: right;">1,047.131</td> <td style="text-align: right;">593.821</td> <td style="text-align: right;">757.673</td> </tr> <tr> <td>Profit before tax</td> <td style="text-align: right;">311.055</td> <td style="text-align: right;">319.625</td> <td style="text-align: right;">100.278</td> <td style="text-align: right;">361.369</td> </tr> <tr> <td>Profit after tax</td> <td style="text-align: right;">77.025</td> <td style="text-align: right;">152.980</td> <td style="text-align: right;">7.624</td> <td style="text-align: right;">225.879</td> </tr> </tbody> </table>		Present Financial Position as on June 30, 2024		Financial Position at the time of Approval as on June 30, 2020		NCML	ESML	NCML	ESML		<b>Rupees in Millions</b>				Net sales	20,448.120	15,510.705	7,070.172	6,152.929	Gross profit	1,613.829	1,047.131	593.821	757.673	Profit before tax	311.055	319.625	100.278	361.369	Profit after tax	77.025	152.980	7.624	225.879
	Present Financial Position as on June 30, 2024		Financial Position at the time of Approval as on June 30, 2020																																
	NCML	ESML	NCML	ESML																															
	<b>Rupees in Millions</b>																																		
Net sales	20,448.120	15,510.705	7,070.172	6,152.929																															
Gross profit	1,613.829	1,047.131	593.821	757.673																															
Profit before tax	311.055	319.625	100.278	361.369																															
Profit after tax	77.025	152.980	7.624	225.879																															



## BALLOT PAPER FOR VOTING THROUGH POST

In person and virtual Annual General Meeting to be held on Monday, October 28, 2024 at 11:00 A.M, Nagina House, 91-B-1, M.M. Alam Road, Gulberg-III, Lahore-54660, Phone :042-35756270, Website: www.nagina.com

Designated email address of the Chairman at which the duly filled in ballot paper may be sent: [chairman@nagina.com](mailto:chairman@nagina.com)

Name of shareholder/joint shareholders	
Registered Address	
Number of Shares held (on close of October 21, 2024) and folio number	
CNIC No/Passport No (in case of foreigner) (Copy to be attached)	
Additional information and enclosures (in case of representative of body corporate, Corporation and Federal Government)	

I / we hereby exercise my/our vote in respect of the following resolution through postal ballot by conveying my/our assent or dissent to the following resolution by picking tick (v) mark in the appropriate box below:

### Resolution for Agenda No.05

**RESOLVED** that the transactions conducted with Related Parties as disclosed in Note 38 of the financial statements for the year ended June 30, 2024 be and are hereby ratified, approved and confirmed'

**FURTHER RESOLVED** that the Board of Directors of the Company be and is hereby authorized to approve all related party transactions to be carried out during the financial year 2025. These transactions shall be deemed to have been approved by the shareholders and shall be placed before the shareholders in the next AGM for their formal ratification/approval.

Resolution	I/We assent to the resolution (FOR)	I/We dissent to the resolution (AGAINST)
<b>Resolution for Agenda No. 05</b>		

Signature of shareholder(s): \_\_\_\_\_ Place: \_\_\_\_\_ Date: \_\_\_\_\_

### NOTES/PROCEDURE FOR SUBMISSION OF BALLOT PAPER:

1. Duly filled and signed original postal ballot should be sent to the Chairman, Prosperity Weaving Mills Ltd., at Nagina House, 91-B-1, M.M. Alam Road, Gulberg-III, Lahore-54660 or a scanned copy of the original postal ballot to be emailed at: [chairman@nagina.com](mailto:chairman@nagina.com).
2. Copy of CNIC / Passport (in case of foreigner) should be enclosed with the postal ballot form.
3. Postal Ballot forms should reach chairman of the meeting on or before October 27, 2024 during working hours. Any Postal Ballot received after this date, will not be considered for voting.
4. Signature on Postal Ballot should match the signature on CNIC / Passport (in case of foreigner).
5. Incomplete, unsigned, in correct, defaced, tom, mutilated, over written ballot papers will be rejected.
6. In case of representative of body corporate and corporation, Postal Ballot must be accompanied with copy of CNIC of authorized person, along with a duly attested copy of Board resolution, Power of Attorney, or Authorization Letter in accordance with Section(s) 138 or 139 of the Companies Act 2017, as applicable, unless these have already been submitted along with Proxy Form. In case of foreign body corporate etc. all documents must be attested from the Pakistani Embassy having jurisdiction over the member.
7. Ballot paper has also been placed on the website of the Company [www.nagina.com](http://www.nagina.com). Members may download the ballot paper form the website or use original/photocopy published in newspapers.

## **Vision:**

To be the market leader by being the best and providing the best.

## **Mission:**

Being one of the leading manufacturers of high quality greige fabric for apparel and home furnishing, we are committed to high quality product and customer satisfaction.

Our mission is to continually improve our products and services for our worldwide customers and to provide a better return to our shareholders.

We believe in keeping our production facilities equipped with the modern technologies by continuous upgrading to be competitive in the markets.

We strive towards building long-term and better relationship with our suppliers.

We care for our employees by providing them a healthy and safe working environment and opportunity for growth through learning and experience.

We do have a social responsibility towards our community in which we operate and we are committed to safety, health and environment in all our operations.

## REVIEW REPORT BY THE CHAIRMAN ON THE OVERALL PERFORMANCE OF BOARD AND EFFECTIVENESS OF THE ROLE PLAYED BY THE BOARD IN ACHIEVING THE COMPANY'S OBJECTIVES

The Board of Directors (the Board) of Prosperity Weaving Mills Limited (PWML) has performed their duties diligently in upholding the best interest of shareholders of the Company and has managed the affairs of the Company effectively and efficiently. The Board has exercised its powers and has performed its duties in compliance with Companies Act 2017 and Listed Companies (Code of Corporate Governance) Regulations, 2019 (the Code). During the financial year 2023-24 the Board achieved its objectives by performing the following functions:

- Actively participated in the strategic planning process, enterprise risk management system, policy development, and financial structure, monitoring and approval;
- All the significant issues throughout the year were presented before the Board or its committees to strengthen and formalize the corporate decision making process and particularly all the related party transactions executed by the Company were approved by the Board on the recommendation of the Audit Committee. In case the majority of the Directors either directly, or indirectly becomes interested in related party transactions due to Group's structure; accordingly, additional approval from shareholders in respect of transactions with a related party shall be obtained in the Annual General Meeting so that the Company can carry its business smoothly;
- Reviewed the effectiveness of internal control system through self-assessment mechanism and / or internal audit activities;
- Approved the director's report, quarterly and annual financial statements and ensured that the content of the directors' report are in accordance with the requirement of applicable laws and regulations;
- Ensured the hiring, evaluation and compensation of quality professionals with focus on creating a work environment with equal opportunity for all
- Ensured the timely dissemination of information among its members and that the Board members are kept abreast of developments between meetings;
- Exercised its powers in light of the power assigned to the Board as per the relevant laws and regulations applicable on the Company and the Board has always prioritized the Compliance with all the applicable laws and regulations in terms of their conduct as directors and exercising their powers and decision making; and
- Necessary Board agenda and related supporting documents were duly made available to the board in sufficient time before the Board and its Committee Meetings. The non-executive and independent directors are equally involved in important decisions of the board.

The annual evaluation of the Board's performance is assessed based on the key areas where the Board requires clarity to provide high level oversight, including the strategic process; key business drivers and performing milestones, the global economic environment and competitive context in which the Company operates; the risks faced by the Company's business; Board dynamics; capability and information flows. Based on the aforementioned, it can reasonably be stated that the Board of PWML has played a key role in ensuring that the Company objectives are not only achieved but also exceeded expectations through a joint effort with the management team and guidance and oversight by the Board and its members.



**Shahzada Ellahi Shaikh**  
Chairman

Lahore: September 30, 2024

## بورڈ کی مجموعی کارکردگی اور کمپنی کے مقاصد کے حصول میں بورڈ کے مؤثر کردار پر چیئرمین کی جائزہ رپورٹ

پراسپیریٹی ویونگ ملٹینڈ (PWML) کے بورڈ آف ڈائریکٹرز (بورڈ) نے کمپنی کے حصہ داروں کے بہترین مفاد کو برقرار رکھنے میں اپنی ذمہ داریاں تندرہ سے انجام دیے ہیں اور کمپنی کے امور کو مؤثر اور بروقت انداز سے منظم کیا ہے۔ بورڈ نے کمپنیز ایکٹ 2017 اور سڈ کمپنیز (کوڈ آف کارپوریٹ گورننس) ریگولیشنز، 2019 (کوڈ) کی تعمیل میں اپنے فرائض سرانجام دیے ہیں۔ مالی سال 2023-24 کے دوران بورڈ نے درج ذیل کام سرانجام دیے اور مقاصد حاصل کئے:

- اسٹریٹجک منصوبہ بندی کے عمل، ادارے کو لاحق خطرات کا انتظامی نظام، پالیسی ڈویلپمنٹ، اور مالیاتی ساخت کی نگرانی اور منظوری میں فعال طور پر حصہ لیا ہے۔
- سال بھر میں تمام اہم مسائل بورڈ یا اس کی کمیٹیوں کے روبرو کاروباری فیصلہ سازی کے عمل کو مضبوط بنانے کے لئے پیش کئے گئے اور خاص طور پر کمپنی کی طرف سے کئے گئے تمام متعلقہ پارٹی کے ساتھ لین دین کو آڈٹ کمیٹی کی سفارشات پر بورڈ نے منظوری دی۔ اگر ڈائریکٹرز کی اکثریت براہ راست یا بالواسطہ طور پر گروپ کے سٹرکچر کی وجہ سے متعلقہ فریق کے لین دین میں دلچسپی رکھتی ہے، اس کے مطابق، متعلقہ فریق کے ساتھ لین دین کے سلسلے میں حصص یافتگان سے اضافی منظوری سالانہ اجلاس عام میں حاصل کی جائے گی تاکہ کمپنی اپنے کاروبار کو آسانی سے چلا سکے۔
- اس بات کو یقینی بنایا ہے کہ اندرونی کنٹرول کا مناسب نظام موجود ہے اور خود تشخیصی طریقہ کار اور/یا انٹرنل آڈٹ سرگرمیوں کے ذریعے اس کی باقاعدگی سے جانچ پڑتال کی جاتی ہے۔
- ڈائریکٹرز کی رپورٹ، سماجی اور سالانہ مالیاتی گوشواروں کی منظوری دی اور اس بات کو یقینی بنایا کہ ڈائریکٹرز کی رپورٹ کا مواد قابل اطلاق قوانین اور ضوابط کے تقاضوں کے مطابق ہے۔
- سب کے لیے یکساں مواقع کے ساتھ کام کا ماحول بنانے پر توجہ کے ساتھ پیشہ ورانہ فراہمی کی معیاری خدمات حاصل کرنے، تشخیص اور معاوضے کو یقینی بنایا۔
- اپنے اراکین کے درمیان بروقت طریقے سے تسلی بخش معلومات کے تبادلے کو یقینی بنایا اور بورڈ کے ممبران کو اجلاس کے درمیان ڈویلپمنٹ بارے میں لمحہ بہ لمحہ باخبر رکھا گیا ہے۔
- کمپنی پر قابل اطلاق متعلقہ قوانین اور قواعد و ضوابط کی روشنی میں دئے گئے اختیارات کے مطابق اپنے اختیارات کا استعمال کیا ہے اور بورڈ نے ہمیشہ بحیثیت ڈائریکٹرز اپنے اختیارات کے استعمال اور فیصلہ سازی کرنے کے برتاؤ میں تمام قابل اطلاق قوانین اور قواعد و ضوابط کی تعمیل کو ترجیح دی ہے اور
- بورڈ اور اس کی ذیلی کمیٹی کی میٹنگ سے مناسب قبل از وقت، ضروری ایجنڈا اور اس سے متعلق دستاویزات مہیا کیے گئے۔ نان ایگزیکٹو اور آڈٹ ڈائریکٹرز بورڈ کے اہم فیصلوں میں برابر کے شریک ہیں۔

بورڈ کی سالانہ کارکردگی اہم شعبوں پر مبنی ہے جہاں بورڈ کو اعلیٰ درجے کی نگرانی مہیا کرنے بشمول اسٹریٹجک عمل، کلیدی کاروباری امور، سب ملوک کی تعمیل، عالمی معاشی ماحول اور مسابقتی سیاق و سباق جس میں کمپنی کام کرتی ہے، کمپنی کے کاروبار کو درپیش خطرات، بورڈ کے محرکات، صلاحیت اور معلومات مہیا کرنے کے لئے وضاحت دینے کی ضرورت ہوتی ہے۔ مذکورہ بالا کی بنیاد پر، یہ مناسب طور پر کہا جاسکتا ہے کہ PWML کے بورڈ نے اس بات کو یقینی بنانے میں اہم کردار ادا کیا ہے کہ کمپنی کے مقاصد کو نہ صرف حاصل کیا جاسکتا ہے، بلکہ بورڈ اور اس کے ارکان کی راہنمائی اور نگرانی کے ذریعہ انتظامیہ ٹیم کی مشترکہ کوششوں کے ساتھ توقعات سے بھی آگے بڑھایا جاسکتا ہے۔



شہزادہ الہی شیخ

چیئرمین

لاہور: 30 ستمبر 2024ء

## DIRECTORS' REPORT TO THE MEMBERS

The Directors have the honour to present 33<sup>rd</sup> Annual Report of your Company together with Audited Financial Statements and Auditors' Report thereon for the year ended June 30, 2024. Figures for the previous year ended June 30, 2023 are included for comparison.

### Company Performance

The business landscape over the past year presented several challenges, including a significant rise in power tariffs, elevated financial costs, a downturn in the fabric market, and reduced demand across the textile value chain. Despite these obstacles, the company managed to maintain profitability. For the year, the company achieved an after-tax profit of Rs. 86,654,801 which is 0.46% of sales compared to Rs. 153,128,824 or 1.04% of sales during same period of last year's (SPLY). The earnings per share (EPS) for the year is Rs. 4.69, down from Rs. 8.29 in the previous year.

Sales revenue grew by 27.92% compared to the same period last year (SPLY), reaching to Rs. 18,745,627,986 compared to Rs. 14,654,707,984 during SPLY. This increase was mainly driven by higher sales volumes resulting from capacity increase as well increase in fabric rates. However, the cost of sales also escalated, rising from 92.54% of sales in the SPLY to 93.69% during the current year. The key factor behind this increase was a substantial rise in energy, store and spare costs, which negatively impacted the gross profit margin. As a result, the gross profit margin dropped from 7.46% in the SPLY to 6.31% in the current year. The spike in costs ultimately outweighed the benefits of increased sales revenue, leading to reduced profitability.

Operating expenses decreased to 3.14% of sales, compared to 3.69% during the SPLY. The company successfully maintained stable cash flows, allowing for timely settlement of its operating liabilities. However, finance costs increased to 2.18% of sales from 1.63% in the SPLY, primarily due to higher interest rates on long term as well as short term borrowings. Despite these financial challenges, the company's cash flows remained stable.

### Capital Assets Investment

In line with strategic plans for enhancing spinning productivity, quality and efficiency, your Company has invested Rs. 62.993 million (2023: Rs. 1.088 billion) in BMR/Expansion. In order to reduce costs and enhance green energy, The Company is gradually increasing the solar capacity to reduce the energy costs.

### Future Prospects and Outlook

The textile industry faces daunting challenges amid global and domestic market slowdowns. Rising costs and softening demand from value-added sectors putting pressure on profitability. Government regulated energy price hikes and cotton production shortfalls may exacerbate yarn price increases. Q1 FY25 prospects appear not very promising. The management is proactively implementing cost-saving measures, strategic marketing, and product diversification to ensure resilience.

State Bank of Pakistan (SBP) monetary policy has started to ease. The policy rate announced by SBP was reduced by 2 percent to 17.5% bringing a total reduction of 4.5% so far. Reduction in interest rates is a very welcome move. Financial markets are expecting further declines in the policy rate. We hope that SBP will continue to reduce the interest rates and bring the rate to single digit within this financial year. SBP has successfully managed the Current Account of the country reducing the deficit to negligible levels. Home remittances and exports have also improved year on year. As a result, the Rupee exchange rate against USD has been stable.

The government is about to obtain Extended Fund Facility (“EFF”) of USD 7 billion from the IMF. The program aims to support the government's efforts to stabilize the economy and create conditions for stronger, more inclusive, and resilient growth. However, the path ahead also presents numerous challenges for the economy and industries. The fresh EFF comes at the cost of a substantial increase in energy prices, taxation and the withdrawal of various incentives.

According to the figures issued by the Pakistan Cotton Ginners Association, for the crop year 2024-25, Kapas, (seed cotton) arrivals up to August 31, 2024, at the Ginneries totaled 1.194 million bales compared to 2.861 million bales for the year 2023-24 showing decrease in arrival of 59.69%.

It is hoped that the Government will bring in business friendly policies such as uninterrupted energy supplies in cost effective manner, refund of outstanding taxes, controlling the inflation rate and reducing the financial costs and release of LTFF facility against the machinery against which LCs has already been retired. Government policies should encourage the completion of the value chain in the textile sector so that the country can export finished products.

### **Dividend**

The Board of Directors has recommended final cash dividend @ 25% i.e., Rs. 2/50 per ordinary share for the year ended June 30, 2024. The dividend will amount to Rs. 46,200,000.

### **Principal Activity**

The principal activity of the Company is manufacturing and sale of woven cloth.

### **Principal Risks and Uncertainties**

The Board of Directors are responsible to oversee the Company's operations and to devise an effective strategy to mitigate any potential adverse impact of risks.

The Company's principal financial liabilities, comprise long term finances, trade and other payables and short-term borrowings. The main purpose of these financial liabilities is to raise finance for the Company's operations. The Company's principal financial assets comprise of trade receivables, advances, short-term deposits, other receivables and cash and bank balances that arise directly from its operations.

The Company's activities expose it to a variety of financial risks: market risk (including currency risk, interest rate risk and price risk), credit risk and liquidity risk.

The Company's overall risk management program focuses on the unpredictability of financial markets and seeks to minimize potential adverse effects on the financial performance.

## Material Changes and Commitments

No adverse material changes and commitments affecting the financial position of the Company have occurred between the end of the financial year to which this balance sheet relates and the date of the Director's Report.

## ISO 9001: 2015 Certification

The Company continues to operate at high standards of quality and had obtained latest version of certification valid until June 19, 2025. The quality control certification helps to build up trust of new and old customers.

## Corporate Social Responsibility (CSR)

The Company strongly believes in the integration of Corporate Social Responsibility into its business, and has consistently worked for the uplift of communities that are influenced directly or indirectly by our business. In line with our CSR policy, management helped in developing a school in the factory site to impart preliminary level education for children of factory workers as well as for the nearby community.

## Environment, Health and Safety

The Company maintains safe working conditions avoiding the risk to the health of employees and public at large. The management has maintained safe environment in all its operations throughout the year and is constantly upgrading their safety and living facilities.

Safety is a matter of concern for machinery as well as the employees working at plant. Fire extinguishers and other fire safety equipments have been placed at sites as well as registered and head office of the Company. Regular drills are performed to ensure efficiency of fire safety equipments.

## Sustainability Risks

The Board of Directors is committed to ensuring the sustainability of the Company's operations, considering environmental, social, and governance (ESG) factors that can impact the long-term success of the business. As part of this commitment, your management provide insights into the assessment of sustainability-related risks, how these risks are managed or mitigated, and the steps taken to promote Diversity, Equity, and Inclusion (DE&I) within the Company.

The Company has implemented a robust risk management framework to address sustainability-related risks. This framework integrates ESG considerations into the Company's risk assessment and decision-making processes, ensuring that sustainability issues are proactively managed and mitigated. The Company is committed to fostering a diverse, equitable, and inclusive workplace where all employees feel valued and respected. We believe that promoting DE&I is essential for driving innovation, improving decision-making, and enhancing the overall performance of the Company.

## Internal Financial Controls

A system of sound internal control is established and implemented at all levels of the Company by the Board of Directors. The system of internal control is sound in design for ensuring achievement of Company's objectives and operational effectiveness and efficiency, reliable financial reporting and compliance with laws, regulations and policies.



### **Related Parties**

All related party transactions were on an arm's length basis which were in line with transfer pricing methods and the policy for related parties approved by the Board. All related party transactions were duly approved by the internal audit followed by the approval of the audit committee and placed before the Board for their consideration and approval. However, the Board of Directors in their meeting decided that the related party transactions approved by the Board shall also be placed before the general meeting of the company for member's approval.

Furthermore, the Board of Directors also decided to avail the approval of members in the general meeting of the company for the transactions to be carried out during the fiscal year ending June 30, 2025 and same shall be placed before the shareholders in the next general meeting for their formal ratification/approval.

### **Shareholding Pattern**

The shareholding pattern as at June 30, 2024 for ordinary shares is annexed.

### **Appointment of Auditors**

The present External Auditors M/s. Yousuf Adil, Chartered Accountants, Lahore are due to retire and being eligible, have offered themselves for re-appointment as Auditors for the financial year 2024-25. As proposed by the Audit Committee, the Board recommends their appointment as auditors of the Company for the year ending June 30, 2025.

### **Financial Statements Audit**

Financial statements of the Company have been audited without any qualification by Messrs Yousuf Adil, Chartered Accountants, the statutory external auditors of the Company.

### **Corporate Governance & Financial Reporting Framework**

Further, Directors are pleased to report that:

- a) The financial statements prepared by the management of the Company present fair state of Company's operations, cash flows and changes in equity.
- b) Proper books of account of the Company have been maintained.
- c) Appropriate accounting policies have been consistently applied in the preparation of financial statements and accounting estimates are based upon reasonable and prudent judgment.
- d) International Financial Reporting Standards (IFRS), as applicable in Pakistan, have been followed in the preparation of financial statements any departures therefrom have been adequately disclosed and explained.
- e) The system of internal control is sound in design and has been effectively implemented and monitored.
- f) There are no doubts upon the Company's ability to continue as a going concern.
- g) Key operating and financial data for the last six years is annexed.
- h) There are no statutory payments on account of taxes, duties, levies and charges that are outstanding as on June 30, 2024 except for those disclosed in the financial statements.

## Composition of Board

The Board of Directors as at June 30, 2024 consist of:

### Total number of Directors:

a)	Male:	9 (Nine)
b)	Female:	1 (One)

### Composition:

(i)	Independent Directors:	3 (Three)
(ii)	Other Non-Executive Directors	6 (Six)
(iii)	Executive Director	1 (One)

### Name of Directors:

Mr. Shahzada Ellahi Shaikh	Chairman
Ms. Parveen Akhter Malik	
Mr. Arfa Waheed Malik	
Mr. Aneeq Khawar	
Mr. Javaid Bashir Sheikh	
Mr. Shaukat Ellahi Shaikh	
Mr. Shafqat Ellahi Shaikh	
Mr. Amin Ellahi Shaikh	
Mr. Haroon Shahzada Ellahi Shaikh	
Mr. Raza Ellahi Shaikh	Director / Chief Executive Officer

## Committees of the Board:

The Board has made following sub-committees:

### Audit Committee

Ms. Parveen Akhter Malik	Chairperson
Mr. Amin Ellahi Shaikh	Member
Mr. Haroon Shahzada Ellahi Shaikh	Member

### Human Resource and Remuneration (HR&R) Committee

Ms. Parveen Akhter Malik	Chairperson
Mr. Raza Ellahi Shaikh	Member
Mr. Amin Ellahi Shaikh	Member

### Executive Committee

Mr. Raza Ellahi Shaikh	Chairman
Mr. Shahzada Ellahi Shaikh	Member
Mr. Amin Ellahi Shaikh	Member
Mr. Haroon Shahzada Ellahi Shaikh	Member

### Significant Features of Directors' Remuneration

The Board of Directors has approved a formal policy for remuneration of executive and non-executive directors depending upon their responsibility in affairs of the Company. The remuneration is commensurate with their level of responsibility and expertise needed to govern the Company successfully and to encourage value addition from them.

The Chairman of the Board is paid remuneration as approved by the Board. Non-executive directors including the independent director are entitled only for fee for attending the Board and its committees' meetings. Remuneration of executive and non-executive directors shall be approved by the Board, as recommended by the Human Resource and Remuneration Committee. For information on remuneration of Directors and CEO in 2023-24, please refer notes to the Financial Statements.

### Acknowledgment

Continued diligence and devotion of the staff and workers of the Company and good human relations at all levels deserve acknowledgement. The Directors also wish to place on record their thanks to the bankers, workers and other stakeholders for their continued support to the Company.

On behalf of the Board



**Raza Ellahi Shaikh**  
Chief Executive Officer (CEO)

Lahore: September 30, 2024



**Haroon Shahzada Ellahi Shaikh**  
Director

## ممبران کے لئے ڈائریکٹرز کی رپورٹ

مجلسِ نظامہ 30 جون 2024 کو اختتام سال کے لئے کمپنی کی 33 ویں سالانہ رپورٹ مع نظر ثانی شدہ مالیاتی حسابات اور اس پر محاسب کی رپورٹ پیش کرتے ہوئے خوشی محسوس کر رہی ہے۔ 30 جون 2023ء کو ختم ہونے والے گزشتہ سال کے اعداد و شمار بھی موازنہ کے لئے شامل کئے گئے ہیں۔

### کمپنی کی کارکردگی

گزشتہ ایک سال کے دوران کاروباری منظر نامہ نے کئی مشکلات پیش کیں، جن میں بجلی کے نرخوں میں نمایاں اضافہ، مالی اخراجات میں اضافہ، کپڑوں کی مارکیٹ میں مندی اور ٹیکسٹائل و پلیسٹیکسٹائل میں طلب میں کمی شامل ہیں۔ الحمد للہ، کمپنی نے ان رکاوٹوں کے باوجود منافع کمایا ہے۔ کمپنی نے گزشتہ سال کی اسی مدت کے دوران 153,128,824 روپے یا فروخت کا 1.04 فیصد کے مقابلے 86,654,801 روپے یا فروخت کا 0.46 فیصد کا بعد از ٹیکس منافع درج کیا ہے۔ فی شیئر آمدنی (EPS) کی 8.29 روپے کے مقابلے اس سال 4.69 روپے ہے۔

فروخت آمدن میں گزشتہ سال کی اسی مدت سے 27.92 فیصد کا اضافہ ہوا اور گزشتہ سال کی اسی مدت کے دوران 14,654,707,984 روپے کے مقابلے 18,745,627,986 روپے رہی۔ فروخت آمدن میں اضافہ بنیادی طور پر فیورک کے نرخوں میں اضافہ اور کپسٹی بڑھنے کے نتیجے میں فروخت حجم زیادہ ہونے کی وجہ سے ہوا۔ تاہم، گزشتہ سال کی اسی مدت کے دوران فروخت کی لاگت فروخت کی 92.54 فیصد سے بڑھ کر زبرد جائزہ سال کے دوران فروخت کی 93.69 فیصد تک ہوئی۔ اس اضافہ کے پیچھے کلیدی عوامل توانائی کی قیمتوں، سنور اور اسپینرز وغیرہ کی قیمتوں میں نمایاں اضافہ ہے، جس نے مجموعی منافع کو کم کر دیا۔ جس کے نتیجے میں، گزشتہ سال کی اسی مدت کے دوران کمپنی کا مجموعی منافع (GP) فروخت کے 7.46 فیصد سے کم ہو کر زبرد جائزہ سال کے دوران فروخت کا 6.31 فیصد ہو گیا۔ بڑھتی ہوئی لاگت سے زیادہ فروخت قیمت کا اثر زائل ہو گیا جس کے نتیجے میں منافع کم ہوا۔

آپریٹنگ اخراجات گزشتہ سال کی اسی مدت کے دوران فروخت کے 3.69 فیصد سے کم ہو کر زبرد جائزہ مدت کے دوران فروخت کے 3.14 فیصد ہو گئے۔ کمپنی مستحکم نقد بہاؤ پیدا کرنے میں کامیاب رہی ہے اور اس نے اپنی آپریٹنگ اور مالی ذمہ داریوں کو بروقت ادا کیا ہے۔ تاہم، مالی لاگت گزشتہ سال میں فروخت کی 1.63 فیصد سے بڑھ کر فروخت کی 2.18 فیصد ہو گئی، جس کی بنیادی وجہ طویل مدتی اور قلیل مدتی قرضوں پر زیادہ شرح سود ہے۔ ان مالی مشکلات کے باوجود، کمپنی کا نقد بہاؤ مستحکم رہا ہے۔

### طویل مدتی اثاثوں کی سرمایہ کاری

اسپینٹنگ کی پیداواری صلاحیت، معیار اور کارکردگی کو بڑھانے کے لئے اسٹریٹجک منصوبوں کے مطابق، آپ کی کمپنی نے BMR / توسیع میں 62.993 ملین روپے (2023: 1.088 بلین روپے) کی سرمایہ کاری کی ہے۔ لاگت کو کم کرنے اور گرین انرجی کو بڑھانے کے لئے، کمپنی سولر کپسٹی کو بتدریج بڑھ رہی ہے جس سے توانائی کی لاگت کم ہوگی۔

### مستقبل کے امکانات

ٹیکسٹائل انڈسٹری کو عالمی اور ملکی مارکیٹ میں سست روی کے باعث سخت مشکلات کا سامنا ہے۔ زیادہ لاگت اور پلیسٹیک ڈیٹیلوں کی جانب سے طلب میں کمی منافع کو کم کر رہی ہے۔ حکومت کی جانب سے توانائی کی قیمتوں میں اضافے اور کپاس کی پیداوار میں کمی سے یارن کی قیمتوں میں اضافہ ہو سکتا ہے۔ مالی سال 25 کی پہلی سہ ماہی کے امکانات بہت زیادہ امید افزا نہیں ہیں۔ انتظامیہ لپک کو یقینی بنانے کے لئے لاگت بچانے کے اقدامات، اسٹریٹجک مارکیٹنگ اور مصنوعات کی تنوع کو فعال طور پر نافذ کر رہی ہے۔

اسٹیٹ بینک آف پاکستان (ایس بی پی) کی مائٹری پالیسی میں نرمی کا آغاز ہو گیا ہے۔ اسٹیٹ بینک پاکستان کی جانب سے اعلان کردہ پالیسی ریٹ 2 فیصد کم کر کے 17.5 فیصد کر دیا گیا اس طرح 4.5 فیصد کی کھل کمی ہوئی۔ شرح سود میں کمی ایک خوش آئند اقدام ہے۔ مالیاتی مارکیٹیں پالیسی ریٹ میں مزید کمی کی توقع کر رہی ہیں۔ ہمیں امید ہے کہ اسٹیٹ بینک پاکستان رواں مالی سال کے دوران شرح سود میں کمی اور شرح سود کو واحد مدد پر لانے کا سلسلہ جاری رکھے گا۔ اسٹیٹ بینک پاکستان نے کامیابی کے ساتھ ملک کے کرنٹ اکاؤنٹ کا انتظام کیا ہے جس سے خسارہ نہ ہونے کے برابر کی سطح پر آ گیا ہے۔ مقامی ترسیلات زراور برآمدات میں بھی سال بہ سال بہتری آئی ہے۔ نتیجتاً، امریکی ڈالر کے مقابلے میں روپیہ کی شرح تبادلہ مستحکم رہی ہے۔

حکومت آئی ایم ایف سے 7 بلین ڈالر کی توسیعی فنڈ سہولت ("ای ایف ایف") حاصل کرنے والی ہے۔ اس پروگرام کا مقصد معیشت کو مستحکم کرنے اور مضبوط، زیادہ جامع اور چکدار نمو کے حالات پیدا کرنے کے لئے حکومت کی کوششوں کی حمایت کرنا ہے۔ تاہم، آگے کاراستہ معیشت اور صنعتوں کے لئے متعدد مشکلات کی بھی نشاندہی کرتا ہے۔ تازہ ای ایف ایف توانائی کی قیمتوں میں خاطر خواہ اضافے، ٹیکسوں اور مختلف مراعات سے دستبرداری کی شکل میں سامنے آیا ہے۔

پاکستان کاٹن جزرایسوی ایشن کی طرف سے فصل سال 2024-25 کے لئے جاری کردہ اعداد و شمار کے مطابق 31 اگست 2024 تک جزیر میں کپاس، (بیج کپاس) کی پٹیج سال 2023-24 کی کل 2.861 ملین گانٹھوں کے مقابلے 1.194 ملین گانٹھیں ہوئی جو کہ 59.69 فیصد کی کمی ظاہر کر رہی ہے۔

یہ امید کی جاتی ہے کہ حکومت کاروبار میں موثر لائسنس یا قنصل تو انائی کی فراہمی، ہٹا یا سیکرٹیکس اور انکم ٹیکس کی واپسی جیسی دوستانہ پالیسیاں لائے گی تاکہ افزا زر کی شرح کو کنٹرول اور مالی اخراجات کو کم اور مشینری جس کے مقابل ایل سیز پہلے ہی ریٹائر ہو چکی ہیں کے لئے LTFF سہولت کا اجراء کیا جاسکے۔ حکومتی پالیسیاں ٹیکسٹائل شعبہ میں ویلیو چین کی مکمل حوصلہ افزاء ہونی چاہئیں تاکہ ملک تیار مصنوعات برآمد کر سکے۔

### منافع مقسمہ

بورڈ آف ڈائریکٹرز نے 30 جون 2024 کو ختم ہونے والے سال کے لئے حتمی نقد منافع مقسمہ بشرح 25 فیصد یعنی 2/50 روپے فی عام شیئر کی منظوری دی ہے۔ منافع مقسمہ کی رقم 46,200,000 روپے ہے۔

### اصل سرگرمی

کمپنی کی نمایاں سرگرمی سنے ہوئے پڑے کی تیاری اور فروخت کرتا ہے۔

### نمایاں خطرات اور غیر یقینی حالات

بورڈ آف ڈائریکٹرز کمپنی کے آپریشنز کی نگرانی اور خطرات کے کسی ممکنہ منفی اثر کے سدباب کے لئے موثر حکمت عملی وضع کرنے کے ذمہ دار ہیں۔

کمپنی کی اصل مالی ادائیگیوں میں طویل مدتی قرضے، تجارتی اور دیگر قابل ادائیگیاں اور مختصر مدتی قرضے شامل ہیں۔ ان مالی ادائیگیوں کا اہم مقصد کمپنی کے آپریشنز کے لئے فنانس کا بندوبست کرنا ہے۔ کمپنی کے اصل مالیاتی اثاثوں میں تجارتی وصولیاں، بینکنگ ادائیگیاں، مختصر مدتی ڈیپازٹس، دیگر وصولیاں اور نقدی اور بینک بیلنسز شامل ہیں جو اس کے آپریشنز سے براہ راست حاصل ہوتے ہیں۔ کمپنی کی سرگرمیوں کو کمپنی کے مالیاتی خطرات کا سامنا ہے۔ جس میں مارکیٹ خطرہ (بشمول کرنسی خطرہ، شرح سود کا خطرہ اور قیمت کا خطرہ)، ادوار کا خطرہ اور نقدی بہاؤ کا خطرہ شامل ہے۔ کمپنی کا مجموعی رسک مینجمنٹ پروگرام مالیاتی مارکیٹوں کی غیر متوقعات پر توجہ مرکوز اور مالی کارکردگی پر ممکنہ منفی اثرات کو کم کرنے کی کوشش کرتا ہے۔

### اہم تہدیلیاں اور معاہدات

اس بیلنس شیٹ سے متعلقہ مالی سال کے اختتام اور ڈائریکٹرز رپورٹ کی تاریخ کے درمیان، کمپنی کی مالی حیثیت پر اثر انداز ہونے والی کوئی اہم منفی تہدیلیاں اور معاہدات رونما نہیں ہوئے۔

### ISO 9001:2015 سرٹیفیکیشن

کمپنی کو ایٹو کے اعلیٰ معیارات پر کام سرانجام دیتی ہے اور کمپنی نے 19 جون 2023 تک کارآمد سرٹیفیکیشن کے حالیہ ورژن حاصل کر رکھے ہیں۔ کو ایٹو کنٹرول سرٹیفیکیشن نے اور پرانے کسٹمرز کے اعتماد کو فروغ دینے میں مدد کرتی ہے۔

### کاروباری سماجی ذمہ داری

کمپنی اپنے کاروبار میں کاروباری سماجی ذمہ داری کے انضمام پر پختہ یقین رکھتی ہے، اور وہ کیونٹیز جو ہمارے کاروبار سے براہ راست یا بالواسطہ طور پر متاثر کر رہی ہیں ان کی ترقی کے لئے مسلسل کوشاں ہیں۔ ہماری سی ایس آر پالیسی کے مطابق، انتظامیہ نے فیکٹری ورکرز اور نرزد کی کیونٹی کے بچوں کی ابتدائی سطح کی تعلیم کے لئے فیکٹری سائٹ میں سکول کو ترقی دینے میں مدد کی ہے۔

### ماحول، صحت اور تحفظ

کمپنی اپنے ملازمین اور عوام کی صحت کو درپیش خطرات سے بچانے کے لئے محفوظ کام کے حالات کو برقرار رکھتی ہے۔ انتظامیہ نے سال بھر اپنے تمام انتظامات میں محفوظ ماحول کو برقرار رکھا ہے اور مسلسل ان کی حفاظت اور زندگی کی سہولیات کو بہتر بنا رہی ہے۔

مشینری اور ساتھ میں پلانٹ پر کام کرنے والے ملازمین کا تحفظ ایک تشویش کی بات ہے۔ آگ بجھانے والے آلات اور آگ سے بچاؤ کے دیگر آلات کمپنی کی سائٹس کے ساتھ ساتھ اس کے رجسٹرڈ اور مرکزی دفتر میں نصب کئے گئے ہیں۔ آگ سے بچاؤ کے آلات کی کارکردگی کو یقینی بنانے کے لئے باقاعدہ مشقیں کی جاتی ہیں۔

### پائیداری خطرات

بورڈ آف ڈائریکٹرز ماحولیاتی، سماجی اور گورننس (ای ایس جی) عوامل جو کاروبار کی طویل مدتی کامیابی کو متاثر کر سکتے ہیں پر غور کرتے ہوئے کمپنی کے آپریٹنگ پائیداری کو یقینی بنانے کے لئے پُر عزم ہے۔ اس عزم کے ایک حصہ کے طور پر، آپ کی انتظامیہ پائیداری سے متعلق خطرات کی درست تشخیص کرتی ہے کہ، ان خطرات کو کس طرح منظم یا کم کیا جاسکتا ہے اور کمپنی کے اندر تنوع، مساوات اور شمولیت (DE&I) کو فروغ دینے کے لئے اقدامات اٹھائے جاتے ہیں۔

کمپنی نے پائیداری سے متعلق خطرات سے نمٹنے کے لئے ایک مضبوط رسک مینجمنٹ فریم ورک نافذ کیا ہے۔ یہ فریم ورک کمپنی کے خطرات کی تشخیص اور فیصلہ سازی کے عمل میں ای ایس جی کے خیالات کو ضم کرتا اور اس بات کو یقینی بناتا ہے کہ پائیداری کے مسائل کو فعال طور پر منظم اور کم کیا جائے۔ کمپنی ایک متنوع، منصفانہ اور جامع کام کی جگہ کو فروغ دینے کے لئے پُر عزم ہے جہاں تمام ملازمین قدر و احترام محسوس کرتے ہیں۔ ہمارا یقین ہے کہ جدت طرازی کو وسعت دینے، فیصلہ سازی کو بہتر بنانے، اور کمپنی کی مجموعی کارکردگی کو بڑھانے کے لئے DE&I کو فروغ دینا ضروری ہے۔

### اندرونی مالیاتی کنٹرول

بورڈ آف ڈائریکٹرز کی طرف سے کمپنی کے تمام سطحوں پر مضبوط اندرونی کنٹرول کا ایک نظام قائم اور نافذ کیا گیا ہے۔ اندرونی کنٹرول کا نظام کمپنی کے مقاصد اور آپریٹنگ پریکٹس کو موثرگی اور کارکردگی کے حصول، قابل اعتماد مالیاتی رپورٹنگ اور قوانین، قواعد و ضوابط اور پالیسیوں کی تعمیل کو یقینی بنانے کے لئے ڈیزائن میں مستحکم ہے۔

### متعلقہ پارٹیاں

تمام متعلقہ پارٹیوں کے ساتھ لین دین بورڈ سے منظور شدہ منطقی قیمتوں کے طریقوں کے مطابق تھے۔ تمام متعلقہ پارٹی ٹرانزیکشنز کو اندرونی آڈٹ کے ذریعے باضابطہ طور پر منظور کیا گیا جس کے بعد آڈٹ کمیٹی کی منظوری دی گئی اور ان کے غور و خوض اور منظوری کے لیے بورڈ کے سامنے رکھا گیا۔ تاہم، بورڈ آف ڈائریکٹرز نے اپنے اجلاس میں فیصلہ کیا کہ بورڈ کی طرف سے منظور شدہ متعلقہ پارٹی ٹرانزیکشنز کو بھی ممبران کی منظوری کے لیے کمپنی کے اجلاس عام میں ان کے سامنے رکھا جائے گا۔

مزید برآں، بورڈ آف ڈائریکٹرز نے یہ بھی فیصلہ کیا کہ 30 جون 2025ء کو ختم ہونے والے مالی سال کے دوران کیے جانے والے لین دین کے لیے کمپنی کے اجلاس عام میں ممبران کی منظوری حاصل کی جائے گی اور اسے اگلے اجلاس عام میں ان کی رہی توثیق/منظوری کے لیے شیئر ہولڈرز کے سامنے رکھا جائے گا۔

### نمونہ حصص داری

30 جون 2024ء کے مطابق عام شیئرز کے لئے نمونہ حصص داری منسلک کیا گیا ہے۔

### آڈیٹرز کی تقرری

ریٹائر ہونے والے موجودہ ایکسٹرنل آڈیٹرز میسرز یوسف عادل، چارٹرڈ اکاؤنٹنٹس، لاہور نے اہل ہونے کی بناء پر مالی سال 2024-25 کے لئے بحیثیت آڈیٹرز دوبارہ تقرری کے لئے اپنے آپ کو پیش کیا ہے۔ آڈٹ کمیٹی کی تجویز کے مطابق، بورڈ آف ڈائریکٹرز نے 30 جون 2025ء کو ختم ہونے والے سال کے لیے بطور آڈیٹرز تقرری کی منظوری دی ہے۔

### مالیاتی حسابات کا آڈٹ

کمپنی کے مالی حسابات، کمپنی کے قانونی ایکسٹرنل آڈیٹرز، میسرز یوسف عادل، چارٹرڈ اکاؤنٹنٹس کی طرف سے کسی کو الیکٹیشن کے بغیر نظر ثانی شدہ ہیں۔

### کاروباری نظام اور مالیاتی رپورٹنگ کا طریقہ کار

مزید ڈائریکٹرز بخوشی بیان کرتے ہیں کہ:

- a- کمپنی کی انتظامیہ کی طرف سے تیار کردہ، مالیاتی حسابات میں کمپنی کے امور، نقدی بہاؤ اور سرمائے میں تبدیلیوں کو منصفانہ طور پر ظاہر کرتے ہیں۔
- b- کمپنی کے کھاتہ جات بالکل صحیح طور سے بنائے گئے ہیں۔
- c- مالی حسابات کی تیاری میں مناسب اکاؤنٹنگ پالیسیوں کو تسلسل کے ساتھ لاگو کیا گیا ہے اور اکاؤنٹنگ کے تخمینہ جات مناسب اور آشنندانہ فیصلوں پر مبنی ہیں۔
- d- مالی حسابات کی تیاری میں پاکستان میں لاگو بین الاقوامی مالیاتی رپورٹنگ کے معیارات (IFRS) کی پیروی کی گئی ہے، اور کسی بھی انحراف کا موزوں انکشاف اور وضاحت کی گئی ہے۔
- e- اندرونی کنٹرول کے نظام کا ڈیزائن مستحکم ہے اور اسکی موثر طریقے سے عملدرآمد اور نگرانی کی جاتی ہے۔

- f- کمپنی کے رواں دواں ہونے کی صلاحیت پر کوئی قابل ذکر شکوک و شبہات نہیں ہیں۔
- g- گزشتہ چھ سال کا کلیدی آپریٹنگ اور مالیاتی ڈیٹا منسلک ہے۔
- h- ٹیکس، ڈیویڈنڈ، لیویز اور چارجز کی مد میں کوئی قانونی ادائیگی واجب الادا نہیں ہے جو 30 جون 2024ء کو بقایا ہوں، سوائے ان کے جو مالی حسابات میں ظاہر کر دیئے گئے ہیں۔

#### بورڈ کی ترتیب

30 جون 2024ء کو بورڈ آف ڈائریکٹرز مشتمل ہے:

ڈائریکٹرز کی کل تعداد:

(a) مرد (نو) 9

(b) خاتون (ایک) 1

ترتیب:

i- آزاد ڈائریکٹرز (تین) 3

ii- دیگر نام ایگزیکٹو ڈائریکٹرز (چھ) 6

iii- ایگزیکٹو ڈائریکٹرز (ایک) 1

ڈائریکٹرز کے نام

جناب شہزادہ الہی شیخ

محترمہ پروین اختر ملک

جناب ارفع وحید ملک

جناب انیق خاور

جناب جاوید بشیر شیخ

جناب شوکت الہی شیخ

جناب شفقت الہی شیخ

جناب امین الہی شیخ

جناب ہارون شہزادہ الہی شیخ

جناب رضا الہی شیخ ڈائریکٹر/چیف ایگزیکٹو آفیسر

## بورڈ کی کمیٹیاں

بورڈ آف ڈائریکٹرز نے مندرجہ ذیل کمیٹیاں تشکیل دی ہیں:

## • آڈٹ کمیٹی

محترمہ پروین اختر ملک چیئر پرسن

جناب امین الہی شیخ رکن

جناب ہارون شہزادہ الہی شیخ رکن

## • ہیومن ریسورس اینڈ ریمزیشن (HR&amp;R) کمیٹی

محترمہ پروین اختر ملک چیئر پرسن

جناب رضا الہی شیخ رکن

جناب امین الہی شیخ رکن

## • ایگزیکٹو کمیٹی

جناب رضا الہی شیخ چیئر مین

جناب شہزادہ الہی شیخ رکن

جناب امین الہی شیخ رکن

جناب ہارون شہزادہ الہی شیخ رکن

## ڈائریکٹرز کے معاوضہ کی نمایاں خصوصیات


بورڈ آف ڈائریکٹرز نے کمیٹی کے امور میں ان کی ذمہ داری پر منحصر ایگزیکٹو اور نان ایگزیکٹو ڈائریکٹرز کے معاوضے کے لئے رقم پالیسی کی منظوری دی ہے۔ معاوضہ کامیابی سے کمیٹی کو منظم طریقہ سے چلانے کے لئے ان کی ذمہ داری اور ضروری مہارت اور ان سے ویلویو ایڈیشن جوصلہ افزائی کی سطح کے مطابق ہے۔


چیئر مین آف بورڈ کو بورڈ کی طرف سے منظور شدہ ریمزیشن ادا کیا جاتا ہے۔ آزاد ڈائریکٹرز سمیت نان ایگزیکٹو ڈائریکٹرز فقط بورڈ اور اس کی کمیٹیوں کے اجلاسوں میں شرکت کی فیس کے اہل ہیں۔ ایگزیکٹو اور نان ایگزیکٹو ڈائریکٹرز کا مشاہرہ ہیومن ریسورس اینڈ ریمزیشن کمیٹی کی سفارشات پر، بورڈ کی طرف سے منظور کیا گیا ہے۔ 2023-24 میں ڈائریکٹرز اور سی ای او کے معاوضے کی معلومات کے لئے، براہ مہربانی مالی گوشواروں کے نوٹ ملاحظہ فرمائیں۔

اظہار تشکر

کمیٹی کے عملے اور کارکنوں کی مسلسل محنت اور جذبہ اور تمام سطحوں پر اچھے تعلقات کا اعتراف کرتے ہیں۔ ڈائریکٹرز کمیٹی کی مسلسل حمایت پر بینکرز اور دیگر حصہ داروں کا بھی شکریہ ادا کرتے ہیں۔

## منجانب بورڈ

  
ہارون شہزادہ الہی شیخ  
ڈائریکٹر

  
رضا الہی شیخ  
چیف ایگزیکٹو آفیسر (سی ای او)  
لاہور: 30 ستمبر 2024ء



## STATEMENT OF COMPLIANCE WITH LISTED COMPANIES (CODE OF CORPORATE GOVERNANCE) REGULATIONS, 2019

**Name of Company: Prosperity Weaving Mills Limited**

**Year ended: June 30, 2024**

The Company has complied with the requirements of the Regulations in the following manner:

1. The total number of directors are ten as per the following:

- a) Male:                      Nine
- b) Female:                  One

2. The composition of the Board of Directors is as follows:

Category	Names
i. Independent Directors	Ms. Parveen Akhter Malik Mr. Arfa Waheed Malik Mr. Aneeq Khawar
ii. Non-Executive Directors	Mr. Shahzada Ellahi Shaikh Mr. Javaid Bashir Sheikh Mr. Shaukat Ellahi Shaikh Mr. Shafqat Ellahi Shaikh Mr. Amin Ellahi Shaikh Mr. Haroon Shahzada Ellahi Shaikh
iii. Executive Director	Mr. Raza Ellahi Shaikh
iv. Female Director	Ms. Parveen Akhter Malik

3. The Directors have confirmed that none of them is serving as a director on more than seven listed companies, including this company.
4. The Company has prepared a Code of Conduct and has ensured that appropriate steps have been taken to disseminate it throughout the Company along with its supporting policies and procedures.
5. The Board has developed a vision/mission statement, overall corporate strategy and significant policies of the Company. The Board has ensured that complete record of particulars of the significant policies along with their date of approval or updating is maintained by the company.
6. All the powers of the board have been duly exercised and decisions on relevant matters have been taken by the Board / shareholders as empowered by the relevant provisions of the Companies Act, 2017 ("the Act") and Listed Companies (Code of Corporate Governance) Regulations, 2019 ("the Regulations").
7. The meetings of the Board were presided over by the Chairman and, in his absence, by a director elected by the Board for this purpose. The Board has complied with the requirements of the Act and the Regulations with respect to frequency, recording and circulating minutes of meeting of the Board.
8. The Board have a formal policy and transparent procedures for remuneration of directors in accordance with the Act and these Regulations.
9. The Board remained fully compliant with the provision with regards to their Directors' Training Program (DTP). Out of total ten directors, eight directors have obtained certification under DTP.

10. The Board has approved appointment of Chief Financial Officer, Company Secretary and Head of Internal Audit, including their remuneration and terms and conditions of employment and complied with relevant requirements of the Regulations.
11. Chief Financial Officer and Chief Executive Officer duly endorsed the financial statements before approval of the Board.
12. The Board has formed committees comprising of members given below:-
  - a. **Audit Committee**

Ms. Parveen Akhter Malik, Chairperson  
Mr. Amin Ellahi Shaikh, Member  
Mr. Haroon Shahzada Ellahi Shaikh, Member
  - b. **Human Resource and Remuneration (HR & R) Committee**

Ms. Parveen Akhter Malik, Chairperson  
Mr. Raza Ellahi Shaikh, Member  
Mr. Amin Ellahi Shaikh, Member
13. The terms of reference of the aforesaid committees have been formed, documented and advised to the committee for compliance.
14. The frequency of meetings of the aforesaid committees were as per following:
  - a) Audit Committee: Four quarterly meetings were held during the financial year ended June 30, 2024.
  - b) HR and Remuneration Committee: One meeting was held during the financial year ended June 30, 2024.
15. The Board has set up an effective internal audit function which is considered suitably qualified and experienced for the purpose and are conversant with the policies and procedures of the Company.
16. The statutory auditors of the Company have confirmed that they have been given a satisfactory rating under the Quality Control Review program of the Institute of Chartered Accountants of Pakistan and registered with Audit Oversight Board of Pakistan, that they and all their partners are in compliance with International Federation of Accountants (IFAC) guidelines on code of ethics as adopted by the Institute of Chartered Accountants of Pakistan and that they and the partners of the firm involved in the audit are not a close relative (spouse, parent, dependent and non-dependent children) of the Chief Executive Officer, Chief Financial Officer, Head of Internal Audit, Company Secretary or Director of the Company.
17. The statutory auditors or the persons associated with them have not been appointed to provide other services except in accordance with the Act, these Regulations or any other regulatory requirement and the auditors have confirmed that they have observed IFAC guidelines in this regard.
18. We confirm that all requirements of the regulations 3, 6, 7, 8, 27, 32, 33 and 36 of the Regulations have been complied with.

Explanation as required under the Regulations is mentioned below:

The Company has three independent directors out of ten directors. Fractional requirement for Independent directors have not been rounded up as all independent directors have requisite competencies, skills, knowledge and experience to discharge and execute their duties competently as per laws and regulations under which hereby fulfill the necessary requirements; therefore, not warrant the appointment of a fourth independent director.

19. Explanation for non-compliance with requirements, other than regulations 3, 6, 7, 8, 27, 32, 33 and 36 are below:

S #	Requirement	Explanation	Regulation No.
1.	a) It is encouraged that: (i) by June 30, 2020 at least half of the directors on their Boards; (ii) by June 30, 2021 at least 75% of the directors on their Boards; (iii) by June 30, 2022 all directors on their Boards have acquired the prescribed certification under any director training program offered by institutions, local or foreign, that meet the criteria specified by the commission and approved by it.	<ul style="list-style-type: none"> <li>One Director, Mr. Shahzada Ellahi Shaikh, meet the criteria of Exemption as given in the proviso of 19 (2) of the CCG Regulations.</li> <li>One Director will obtain certification in next year or so.</li> </ul>	19 (1)
2.	<b>Directors Training Program for Female Executive and Head of Departments</b>  It is encouraged to obtain DTP certification for female executive and one head of department every year starting from July 2020 and July 2022 respectively.	Female executive and head of department has not obtained the DTP certification yet. DTP will be arranged as and when needed.	19 (3)
3.	The Board may constitute a separate committee, designated as the nomination committee, of such number and class of directors, as it may deem appropriate in its circumstances.	The responsibilities as prescribed for the nomination committee are being taken care of by HR & R committee, so a separate committee is not considered to be necessary.	29
4.	The Board may constitute the risk management committee, of such number and class of directors, as it may deem appropriate in its circumstances, to carry out a review of effectiveness of risk management procedures and present a report to the Board.	The Board has not constituted a risk management committee and senior officers of the Company performs the requisite functions and apprise the Board accordingly.	30
5.	<b>Role of the Board and its members to address sustainability risk and opportunities:</b> The Board is responsible for setting the Company's sustainability strategies, priorities and targets to create long term corporate value. The board may establish a dedicated sustainability committee.	At present the Board provides governance and oversight in relation to Company's initiatives on environmental, social and governance (ESG) matters. Nevertheless, the requirements introduced recently by SECP through notification dated June 12, 2024 will be complied with in due course.	10A



**Raza Ellahi Shaikh**  
Chief Executive Officer (CEO)



**Shahzada Ellahi Shaikh**  
Chairman

Lahore: September 30, 2024

## SHAREHOLDERS' INFORMATION

### Annual General Meeting (AGM)

The 33<sup>rd</sup> Annual General Meeting of members of PROSPERITY WEAVING MILLS LTD. will be held at the Registered Office of the Company situated at Nagina House, 91-B-1, M.M. Alam Road, Gulberg-III, Lahore on **Monday, October 28, 2024** at 11:00 a.m and virtually through video conference facility.

Eligible shareholders are encouraged to participate and vote.

### Participation in AGM through video link facility

The Shareholders can also participate in the General Meeting through video link facility

To attend the Annual General meeting through video link, members and their proxies are requested to register their following particulars by sending an e-mail at [azam@nagina.com](mailto:azam@nagina.com).

Folio/CDC Account No.	No. of Shares held	Name	CNIC No.	Cell No.	Email address

The video link and login credentials will be shared with the shareholders whose e-mails, containing all the requested particulars, are received at the given e-mail address by or before the close of business hours (5:00 p.m.) on October 27, 2024.

**Eligible shareholders are encouraged to participate and vote.**

### Ownership

On June 30, 2024, the Company has 547 Shareholders.

### Web Reference

The Company maintains a functional website. Annual, half-yearly and quarterly reports are regularly posted at the Company's website: <http://www.nagina.com>

### Dividend

The Board of Directors in its meeting held on September 30, 2024 has recommended, payment of the final cash dividend at the rate of Rs. 2/50- per share i.e.25% for the year ended June 30, 2024.

### Closure of Share Transfer Books

The Share Transfer Books of the Company will remain closed from October 22, 2024 to October 28, 2024 (both days inclusive). Transfers received in order by our Shares Registrar, M/s Hameed Majeed Associates (Pvt.) Limited, 1st Floor, H.M. House, 7-Bank Square, Lahore by the close of business on October 21, 2024 will be considered in time to entitle the transferees for payment of dividend and to attend the AGM.

### PAYMENT OF CASH DIVIDEND ELECTRONICALLY (E DIVIDEND MECHANISM)

As per the provisions of Section 242 of the Companies Act, 2017 and Companies (Distribution of Dividends) Regulation 2017, it is mandatory for a listed company to pay cash dividend to its shareholders only through electronic mode directly into their bank account designated by the entitled shareholders instead of issuing physical dividend warrants. Therefore, shareholders are requested to provide the following particulars directly to the Company's Share Registrar in case of physical shareholders and directly to the relevant Participant / CDC Investor Account Service in case of maintaining shareholding under Central Depository System (CDS):

<b>Detail of Bank Mandate</b>	
Name of Shareholder	
Folio No. / CDC Account No.	
Cell Number of Shareholder	
Landline Number of Shareholder	
E-mail address	
Title of Bank Account of shareholder	
International Bank Account Number (IBAN) “Mandatory”	PK _____ ( 24 digits) (kindly provide you accurate IBAN after consulting with your respective bank branch, in case of any error or omission in given IBAN, the company will not be held responsible in any manner for any loss or delay in your cash dividend payment).
Bank’s Name	
Branch Name and Address	
Branch Code	
CNIC No. (copy attached)	
NTN (in case of Corporate Entity)	

It is stated that the above-mentioned information is correct, that I will intimate the changes in the above-mentioned information to the Company and the concerned Share Registrar as soon as these occur.

\_\_\_\_\_  
Signature of the Shareholder

In case of non-receipt of the above information, the dividend shall be withheld.

#### **Requirement of CNIC Number / National Tax Number (NTN) Certificate.**

Individual Members who have not yet submitted a copy of their valid Computerized Identity Card (CNIC) to the Company are once again requested to send a copy of their valid CNIC at the earliest directly to the office of Share Registrar of the Company, M/s. Hameed Majeed Associates (Pvt) Ltd., 1st Floor, H.M. House, 7-Bank Square, Lahore. Corporate Members are requested to provide their National Tax Number (NTN) and folio number thereon while sending the copies to the Share Registrar of the Company. In case of non-receipt of the copy of a valid CNIC or NTN (as the case may be), the Company would be unable to comply with the requirements of the Companies Act, 2017 and SROs issued there under.

#### **Deposit of Physical Shares into CDC Accounts**

As per Section 72 of the Companies Act, 2017, every existing listed company shall be required to replace its physical shares with book-entry form in a manner as may be specified and from the date notified by the Commission, within a period not exceeding four years from the commencement of this Act, i.e. May 30, 2017.

The shareholders having physical shareholding are encouraged to open CDC sub-account with any of the brokers or Investor Account directly with CDC to place their physical shares into scrip less form, this will facilitate them in many ways, including safe custody and sale of shares, any time they want, as the trading of physical shares is not permitted as per existing regulations of the Pakistan Stock Exchange Ltd.

#### **Deduction of Withholding Tax on Dividend**

1. The rates of deduction of income tax from dividend payments under Section 150 of the Income Tax Ordinance, 2001 shall be as follows:
  - i) Rate of Withholding Income Tax deduction for the persons whose names are appearing on ATL. 15%
  - ii) Rate of Withholding Income Tax deduction for the persons whose names are not appearing on ATL. 30%

To enable the company to make tax deduction on the amount of cash dividend @ 15% instead of 30%, shareholders whose names are not appearing on Active Taxpayers' List (ATL) available on the website of FBR are advised to immediately make sure that their names are entered in ATL, otherwise tax on their cash dividend will be deducted @ 30% instead of 15%.

2. Withholding tax will be determined separately on 'persons names appearing on ATL/persons names not appearing on ATL' status of Principal Shareholder as well as Joint-holder(s) based on their shareholding proportions, in case of joint accounts. In this regard, all shareholders who hold shares jointly are requested to provide shareholding proportions of Principal Shareholder and Joint-holder(s) in respect of shares held by them to our Share Registrar, in writing within 10 days of this notice; otherwise it will be assumed that the shares are equally held by Principal Shareholder and Joint-holder(s).
3. As per FBR Circulars C.No.1(29)WHT/2006 dated 30 June 2010 and C.No. 1(43)DG(WHT)/2008-Vol.II-66417-R dated May 12, 2015, the valid exemption certificate is mandatory to claim exemption of withholding tax U/S 150 of the Income Tax Ordinance, 2001 (tax on dividend amount) where the statutory exemption under Clause 47B of Part-IV of Second Schedule is available. The shareholders who fall in the category mentioned in above clause and want to avail exemption U/S 150 of the Ordinance, must provide valid Tax Exemption Certificate to our Share Registrar before book closure otherwise tax will be deducted on dividend as per applicable rates.

#### **Zakat Declaration (Form CZ-50)**

The Shareholders claiming exemption from deduction of Zakat are advised to submit their Zakat Declaration Form CZ-50 under Zakat and Usher Ordinance, 1980 & Rule 4 of Zakat (Deduction & Refund Rules), 1981 to our Share Registrar, M/s Hameed Majeed Associates (Pvt.) Limited, H.M. House, 7-Bank Square, Lahore. The Shareholders while sending the Zakat Declarations must quote the company name and their respective Folio Nos and /or CDC A/c Nos.

#### **Delivery of the Unclaimed / Undelivered Shares & Dividend**

Shareholders, whose dividends still remain unclaimed and / or undelivered share certificates, are hereby once again requested to approach the Company's Share Registrar, M/s Hameed Majeed Associates (Pvt.) Limited, H.M. House, 7-Bank Square, Lahore to claim their outstanding dividend amounts and/ or undelivered share certificates.

#### **Consent For Video Conference Facility**

Pursuant to Section 134(1)(b) of the Act, shareholders residing in a city holding aggregate 10% or more shareholding may demand to participate in the meeting through video conference. The request for video-link facility shall be received by the Share Registrar at their address at least seven days prior to the date of the meeting on the Standard Form available on the website of the Company

#### **Investor Relations Contact**

For any query / problem / information, the investors may contact Mr. Syed Mohsin Gilani, Corporate Secretary, email address:mohsin.gilani@nagina.com, Ph # (+92-42) 35756270.

**PATTERN OF SHAREHOLDING  
AS AT JUNE 30, 2024  
CUIN (INCORPORATION NUMBER) 0025740**

No. of Shareholders	Shareholding		Total Shares Held
	From	To	
183	1	100	2,832
123	101	500	41,330
64	501	1000	57,971
106	1001	5000	273,430
25	5001	10000	188,945
6	10001	15000	73,500
6	15001	20000	107,980
6	20001	25000	141,670
2	25001	30000	55,725
-	30001	35000	-
2	35001	40000	72,500
-	40001	45000	-
3	45001	50000	146,500
4	50001	55000	203,646
1	55001	60000	58,043
2	60001	65000	127,018
-	65001	75000	-
1	75001	80000	80,000
1	80001	85000	84,591
-	85001	110000	-
1	110001	115000	110,500
-	115001	135000	-
1	135001	140000	140,000
-	140001	415000	-
1	415001	420000	420,000
-	420001	695000	-
1	695001	700000	700,000
1	700001	705000	700,500
-	705001	1395000	-
2	1395001	1400000	2,800,000
-	1400001	1675000	-
1	1675001	1680000	1,678,242
-	1680001	2120000	-
2	2120001	2125000	4,240,315
-	2125001	2135000	-
1	2135001	2140000	2,138,646
-	2140001	3745000	-
1	3745001	3750000	3,747,415
			88,701
<b>547</b>	<b>Total:-</b>		<b>18,480,000</b>

**CATAGORIES OF SHAREHOLDERS  
AS AT JUNE 30, 2024**

Sr #	Categories of Shareholders	Shares Held	Percentage
<b>1)</b>	<b>Directors, Chief Executive Officer, and their Spouse and Minor Children</b>		
i)	MR. SHAHZADA ELLAHI SHAIKH	2,120,219	11.47
ii)	MR. SHAUKAT ELLAHI SHAIKH	2,138,646	11.57
iii)	MR. SHAFQAT ELLAHI SHAIKH	2,120,096	11.47
iv)	MR. RAZA ELLAHI SHAIKH	1,400,000	7.58
v)	MR. AMIN ELLAHI SHAIKH	1,400,000	7.58
vi)	MR. HAROON SHAHZADA ELLAHI SHAIKH	700,500	3.79
vii)	MRS. PARVEEN AKHTAR	500	0.00
viii)	MR. ANEEQ KHAWAR	500	0.00
ix)	MR. ARFA WAHEED MALIK	500	0.00
x)	MR. JAVAID BASHIR SHEIKH	500	0.00
xi)	MRS. MEHREEN SAADAT	19,300	0.10
xii)	MRS. HUMERA SHAHZADA ELLAHI SHEIKH	2,934	0.02
xiii)	MRS. MONA SHAUKAT SHAIKH	2,934	0.02
xiv)	MRS. SHAISTA SHAFQAT	2,934	0.02
		<b>9,909,563</b>	<b>53.62</b>
<b>2)</b>	<b>Associated Companies, Undertakings and Related Parties</b>		
i)	ELLAHI INTERNATIONAL (PVT) LIMITED	3,747,415	20.28
ii)	ARH (PVT) LIMITED	1,678,242	9.08
iii)	HAROON OMER (PVT) LIMITED	50,857	0.28
iv)	MONELL (PVT) LIMITED	51,907	0.28
v)	ICARO (PVT) LIMITED	50,862	0.28
		<b>5,579,283</b>	<b>30.19</b>
<b>3)</b>	<b>NIT and ICP</b>	<b>Nil</b>	<b>Nil</b>
<b>4)</b>	<b>Banks, Development Finance Institutions, Non Banking Finance Institutions</b>		
i)	ESCORTS INVESTMENT BANK LIMITED	1	0.00
ii)	NATIONAL BANK OF PAKISTAN INVENTOR A/C (FORMER NDFC)	3,800	0.02
		<b>3,801</b>	<b>0.02</b>
<b>5)</b>	<b>Insurance Companies</b>	<b>Nil</b>	<b>Nil</b>
<b>6)</b>	<b>Modarabas and Mutual Funds</b>		
i)	CDC - TRUSTEE GOLDEN ARROW STOCK FUND	84,591	0.46
		<b>84,591</b>	<b>0.46</b>
<b>7)</b>	<b>Shareholders Holding 10% or more</b>		
i)	ELLAHI INTERNATIONAL (PVT) LIMITED	3,747,415	20.28
ii)	MR. SHAUKAT ELLAHI SHAIKH	2,138,646	11.57
iii)	MR. SHAHZADA ELLAHI SHAIKH	2,120,219	11.47
iv)	MR. SHAFQAT ELLAHI SHAIKH	2,120,096	11.47
<b>8)</b>	<b>General Public</b>		
a.	Local	2,836,000	15.35
b.	Foreign	-	-
<b>9)</b>	<b>Others (Joint Stock Companies)</b>	<b>66,762</b>	<b>0.36</b>

**Note:-**

M/s. Nagina Cotton Mills Ltd., had distributed 8,415,000 ordinary shares of M/s. Prosperity Weaving Mills Ltd., among its members, out of which 88,701 ordinary shares have yet to be transferred by the members of M/s. Nagina Cotton Mills Ltd., These shares have been shown under the head of "General Public".



## KEY FINANCIAL INFORMATION

		YEAR ENDED 30TH JUNE					
		2024	2023	2022	2021	2020	2019
Sales	Rs.'000	<b>18,745,628</b>	14,654,708	12,860,619	8,150,567	6,018,541	7,112,276
Gross profit	Rs.'000	<b>1,182,106</b>	1,092,517	1,095,646	1,169,127	529,557	706,784
Operating profit	Rs.'000	<b>593,808</b>	551,703	741,949	903,575	366,816	500,686
Profit / (loss) before tax	Rs.'000	<b>227,390</b>	344,564	624,550	814,539	247,968	319,179
Profit / (loss) after tax	Rs.'000	<b>86,655</b>	153,129	349,904	641,577	154,755	210,034
Share capital - paid up	Rs.'000	<b>184,800</b>	184,800	184,800	184,800	184,800	184,800
Shareholders' equity	Rs.'000	<b>2,329,128</b>	2,033,536	2,015,919	1,746,678	1,180,448	1,154,588
Total assets	Rs.'000	<b>7,191,934</b>	7,161,565	6,227,148	4,541,729	3,889,566	4,462,999
Earning per share - pre tax	Rs.	<b>12.30</b>	18.65	33.80	44.08	13.42	17.27
Earnings per share - after tax	Rs.	<b>4.69</b>	8.29	18.93	34.72	8.37	11.37
Dividend per share	Rs.	<b>2.50</b>	3.00	5.00	10.00	0.00	4.00
Market value per share as on 30 June	Rs.	<b>28.35</b>	30.00	47.75	58.50	40.00	34.00
Gross profit to sales	%	<b>6.31</b>	7.46	8.52	14.34	8.80	9.94
Operating profit to sales	%	<b>3.17</b>	3.76	5.77	11.09	6.09	7.04
Profit / (loss) before tax to sales	%	<b>1.21</b>	2.35	4.86	9.99	4.12	4.49
Profit / (loss) after tax to sales	%	<b>0.46</b>	1.04	2.72	7.87	2.57	2.95
Current ratio		<b>1.38:1</b>	1.43:1	1.62:1	2.34:1	1.71:1	1.24:1
Total debt ratio	%	<b>67.61</b>	71.60	67.63	61.54	69.65	74.13
Debt equity ratio	%	<b>47.92</b>	54.69	49.13	53.38	57.89	59.17



**YOUSUF ADIL**

**Yousuf Adil**

Chartered Accountants

134-A, Abu Bakar Block  
New Garden Town  
Lahore  
Pakistan

Tel: +92 (0) 42 3591 3595-7

Fax: +92 (0) 42 3544 0521

www.yousufadil.com

**INDEPENDENT AUDITOR'S REVIEW REPORT  
TO THE MEMBERS OF PROSPERITY WEAVING MILLS LIMITED**

**REVIEW REPORT ON THE STATEMENT OF COMPLIANCE WITH THE  
LISTED COMPANIES (CODE OF CORPORATE GOVERNANCE) REGULATIONS, 2019**

We have reviewed the enclosed Statement of Compliance with the best practices contained in the Listed Companies (Code of Corporate Governance) Regulations, 2019 (the Regulations) prepared by the Board of Directors of **Prosperity Weaving Mills Limited** (the Company) for the year ended June 30, 2024, in accordance with the requirements of regulation 36 of Regulations.

The responsibility for compliance with the code is that of the Board of Directors of the Company. Our responsibility is to review, to the extent where such compliance can be objectively verified, whether the Statement of Compliance reflects the status of the Company's compliance with the provisions of the Codes and report if it does not and to highlight any non-compliance with the requirements of the Codes. A review is limited primarily to inquiries of the Company's personnel and review of various documents prepared by the Company to comply with the Regulations.

As a part of our audit of the financial statements we are required to obtain an understanding of the accounting and internal control systems sufficient to plan the audit and develop an effective audit approach. We are not required to consider whether the Board of Directors' statement on internal control covers all risks and controls or to form an opinion on the effectiveness of such internal controls, the Company's corporate governance procedures and risks.

The Regulations require the Company to place before the Audit Committee, and upon recommendation of the Audit Committee, place before the Board of Directors for their review and approval of its related party transactions. We are only required and have ensured compliance of this requirement to the extent of the approval of the related party transactions by the Board of Directors upon recommendation of the Audit Committee. We have not carried out any procedures to determine whether the related party transactions were undertaken at arm's length price or not.

Based on our review, nothing has come to our attention, which causes us to believe that the Statement of Compliance does not appropriately reflect the Company's compliance, in all material respects, with the requirements contained in the Regulations as applicable to the Company for the year ended June 30, 2024.

  
Chartered Accountants

**Engagement Partner:**  
Muhammad Sufyan

**Lahore**

**Date:** October 01, 2024

**UDIN:** CR202410180YGweU2NVr

**INDEPENDENT AUDITOR'S REPORT**
**To the members of Prosperity Weaving Mills Limited**
**Report on the Audit of the Financial Statements**
**Opinion**

We have audited the annexed financial statements of Prosperity Weaving Mills Limited (the Company), which comprise the statement of financial position as at June 30, 2024, and the statement of profit or loss and other comprehensive income, the statement of changes in equity, the statement of cash flows for the year then ended, and notes to the financial statements, including a summary of significant accounting policies and other explanatory information, and we state that we have obtained all the information and explanations which, to the best of our knowledge and belief, were necessary for the purposes of the audit.

In our opinion and to the best of our information and according to the explanations given to us, the statement of financial position, the statement of profit or loss and other comprehensive income, the statement of changes in equity and the statement of cash flows together with the notes forming part thereof conform with the accounting and reporting standards as applicable in Pakistan and give the information required by the Companies Act, 2017 (XIX of 2017), in the manner so required and respectively give a true and fair view of the state of the Company's affairs as at June 30, 2024 and of the profit and other comprehensive income, the changes in equity and its cash flows for the year then ended.

**Basis for Opinion**

We conducted our audit in accordance with International Standards on Auditing (ISAs) as applicable in Pakistan. Our responsibilities under those standards are further described in the Auditors' Responsibilities for the Audit of the Financial Statements section of our report. We are independent of the Company in accordance with the International Ethics Standards Board for Accountants' Code of Ethics for Professional Accountants as adopted by the Institute of Chartered Accountants of Pakistan (the Code) and we have fulfilled our other ethical responsibilities in accordance with the Code. We believe that the audit evidence we have obtained is sufficient and appropriate to provide a basis for our opinion.

**Key Audit Matters**

Key audit matters are those matters that, in our professional judgment, were of most significance in our audit of the financial statements of the current period. These matters were addressed in the context of our audit of the financial statements as a whole, and in forming our opinion thereon, and we do not provide a separate opinion on these matters.

Following are the Key audit matter(s):

Key audit matter	How the matter was addressed in our audit
<b>Revenue Recognition</b> The Company's sales comprise of revenue from the local and export sale of fabric which has been disclosed in note 25 to the financial statements. Revenue from sale of goods is recognized at the point in time when control of the goods is transferred to the customer, revenue recognition	Our audit procedures to evaluate revenue recognition, amongst others, included the following: <ul style="list-style-type: none"> <li>Obtaining an understanding of and assessing the design and implementation and operating effectiveness of controls around recognition of revenue;</li> </ul>





<p>criteria has been explained in note 3.14 to the finance statements.</p> <p>We identified revenue recognition as key audit matter as it is one of the key performance indicators of the Company and because of the potential risk that revenue transactions may not have been recognized based on transfer of control to the customers in line with the accounting policy adopted and may not have been recognized in the appropriate period.</p>	<ul style="list-style-type: none"> <li>Assessing the appropriateness of the Company's accounting policies for revenue recognition and compliance of those policies with applicable accounting standards;</li> <li>Checked on a sample basis whether the recorded local and export sales transactions are based on satisfaction of performance obligation (i.e. delivery of goods and after issue of gate passes for local sales and on shipment of goods for export sales);</li> <li>Testing timeliness of revenue recognition by comparing individual sales transactions before and after the year end to underlying documents; and</li> <li>Evaluated the adequacy and appropriateness of disclosures made in the financial statements.</li> </ul>
<p><b>Valuation of stock in trade</b></p> <p>Stock in trade has been valued following an accounting policy as stated in note 3.5 to the financial statements and the value of stock in trade is disclosed in note 17 to the financial statements. Stock in trade form material part of the Company's assets comprising around 23% of total assets.</p> <p>The valuation of stock in trade is carried at lower of cost and net realizable value (NRV). Cost as different components, which includes judgement in relation to allocation of overhead costs, which are incurred in bringing the finished goods to its present location and condition. Judgement are also involved in determining the NRV of stock in trade in line with the accounting policy.</p> <p>Due to the above factors, we have considered the valuation of stock in trade as a key audit matter.</p>	<p>In this respect, we performed the following audit procedures:</p> <ul style="list-style-type: none"> <li>Obtained an understanding of mechanism of recording purchases and valuation of stock in trade;</li> <li>On a sample basis, verified supporting documents for purchases of raw materials and the production costs;</li> <li>Verified calculations of actual production costs and checked allocation of these costs to work in process and finished goods;</li> <li>Obtained an understanding and assessed reasonableness of the management's process for determination of net realizable value (NRV) and the key estimates adopted, including future selling prices, future costs to complete and costs necessary to make the sales and their basis;</li> <li>Compared the NRV, on a sample basis, to the carrying value of stock in trade to assess whether any adjustments were required to carrying value of inventories in accordance with the policy; and</li> <li>For valuation of goods in transit, verified the supporting documents on sample basis.</li> </ul>

**Information Other than the Financial Statements and Auditor's Report Thereon**

Management is responsible for the other information. The other information comprises the information included in the Annual report, but does not include the financial statements and our auditor's report thereon.

Our opinion on the financial statements does not cover the other information and we do not express any form of assurance opinion thereon.



In connection with our audit of the financial statements, our responsibility is to read the other information and, in doing so, consider whether the other information is materially inconsistent with the financial statements or our knowledge obtained in the audit, or otherwise appears to be materially misstated. If, based on the work we have performed, we conclude that there is a material misstatement of this other information, we are required to report that fact. We have nothing to report in this regard.

#### **Responsibilities of Management and Board of Directors for the Financial Statements**

Management is responsible for the preparation and fair presentation of the financial statements in accordance with the accounting and reporting standards as applicable in Pakistan and the requirements of Companies Act, 2017 (XIX of 2017) and for such internal control as management determines is necessary to enable the preparation of financial statements that are free from material misstatement, whether due to fraud or error.

In preparing the financial statements, management is responsible for assessing the Company's ability to continue as a going concern, disclosing, as applicable, matters related to going concern and using the going concern basis of accounting unless management either intends to liquidate the Company or to cease operations, or has no realistic alternative but to do so.

Board of Directors are responsible for overseeing the Company's financial reporting process.

#### **Auditor's Responsibilities for the Audit of the Financial Statements**

Our objectives are to obtain reasonable assurance about whether the financial statements as a whole are free from material misstatement, whether due to fraud or error, and to issue an auditor's report that includes our opinion. Reasonable assurance is a high level of assurance, but is not a guarantee that an audit conducted in accordance with ISAs as applicable in Pakistan will always detect a material misstatement when it exists. Misstatements can arise from fraud or error and are considered material if, individually or in aggregate, they could reasonably be expected to influence the economic decisions of users taken on the basis of these financial statements.

As part of an audit in accordance with ISAs as applicable in Pakistan, we exercise professional judgment and maintain professional skepticism throughout the audit. We also:

- Identify and assess the risks of material misstatement of the financial statements, whether due to fraud or error, design and perform audit procedures responsive to those risks, and obtain audit evidence that is sufficient and appropriate to provide a basis for our opinion. The risk of not detecting a material misstatement resulting from fraud is higher than for one resulting from error, as fraud may involve collusion, forgery, intentional omissions, misrepresentations, or the override of internal control.
- Obtain an understanding of internal control relevant to the audit in order to design audit procedures that are appropriate in the circumstances, but not for the purpose of expressing an opinion on the effectiveness of the Company's internal control.
- Evaluate the appropriateness of accounting policies used and the reasonableness of accounting estimates and related disclosures made by management.
- Conclude on the appropriateness of management's use of the going concern basis of accounting and, based on audit evidence obtained, whether a material uncertainty exists related to events or conditions that may cast significant doubt on the Company's ability to continue as a going concern. If we conclude that a material uncertainty exists, we are required to draw attention in our auditor's report to the related disclosures in the financial statements or, if such disclosures are inadequate, to modify our opinion. Our conclusions are based on the audit evidence obtained up to date of our auditor's report. However, future events or conditions may cause the Company to cease to continue as a going concern.



- Evaluate the overall presentation, structure and content of the financial statements, including the disclosures, and whether the financial statements represent the underlying transactions and events in a manner that achieves fair presentation.

We communicate with the board of directors regarding, among other matters, the planned scope and timing of audit and significant audit findings, including any significant deficiencies in internal control that we identify during our audit.

We also provide the board of directors with a statement that we have complied with relevant ethical requirements regarding independence, and to communicate with them all relationships and other matters that may reasonably be thought to bear on our independence, and where applicable, related safeguards.

From the matters communicated with the board of directors, we determine those matters that were of most significance in the audit of the financial statements of the current period and are therefore the key audit matters. We describe these matters in our auditor's report unless law or regulation precludes public disclosure about the matter or when, in extremely rare circumstances, we determine that a matter should not be communicated in our report because the adverse consequences of doing so would reasonably be expected to outweigh the public interest benefits of such communication.

#### Report on Other Legal and Regulatory Requirements

Based on our audit, we further report that in our opinion:

- a) proper books of account have been kept by the Company as required by the Companies Act, 2017 (XIX of 2017);
- b) the statement of financial position, the statement of profit or loss and other comprehensive income, the statement of changes in equity and the statement of cash flows together with the notes thereon have been drawn up in conformity with the Companies Act, 2017 (XIX of 2017) and are in agreement with the books of account and returns;
- c) investments made, expenditure incurred and guarantees extended during the year were for the purpose of the Company's business; and
- d) Zakat deductible at source under the Zakat and Ushr Ordinance, 1980 (XVIII of 1980), was deducted by the Company and deposited in the Central Zakat Fund established under section 7 of that Ordinance.

The engagement partner on the audit resulting in this draft independent auditor's report is Muhammad Sufyan.

*Yousuf Adil*  
Chartered Accountants

Lahore

Date: October 01, 2024

UDIN: AR202410180oX18NagVO

**STATEMENT OF FINANCIAL POSITION  
AS AT JUNE 30, 2024**

	Note	2024 Rupees	2023 Rupees
<b>EQUITY AND LIABILITIES</b>			
<b>SHARE CAPITAL AND RESERVES</b>			
Authorized share capital 40,000,000 (2023: 40,000,000) ordinary shares of Rs. 10 each	4	400,000,000	400,000,000
Issued, subscribed and paid up capital	4.1	184,800,000	184,800,000
Reserves	5	1,936,439,332	1,745,895,073
Revaluation surplus on land	14.1.3	207,888,634	102,840,634
<b>TOTAL EQUITY</b>		<b>2,329,127,966</b>	<b>2,033,535,707</b>
<b>LIABILITIES</b>			
<b>NON-CURRENT LIABILITIES</b>			
Long term finances	6	1,708,750,717	2,111,368,970
Employee retirement benefits	7	254,906,107	218,458,386
Deferred taxation	8	-	131,389,532
		<b>1,963,656,824</b>	<b>2,461,216,888</b>
<b>CURRENT LIABILITIES</b>			
Trade and other payables	9	1,078,727,126	882,612,563
Accrued interest / markup	10	73,689,888	108,019,560
Short term borrowings	11	1,024,049,845	1,120,218,955
Current portion of long term finances	6	434,428,753	342,911,342
Provision for taxation and levies		281,151,163	206,287,114
Unclaimed dividend		7,102,793	6,762,629
		<b>2,899,149,568</b>	<b>2,666,812,163</b>
<b>TOTAL LIABILITIES</b>		<b>4,862,806,392</b>	<b>5,128,029,051</b>
<b>CONTINGENCIES AND COMMITMENTS</b>	12		
<b>TOTAL EQUITY AND LIABILITIES</b>		<b>7,191,934,358</b>	<b>7,161,564,758</b>

The annexed notes from 1 to 45 form an integral part of these financial statements.

Lahore: September 25, 2023

  
Raza Ellahi Shaikh  
Chief Executive Officer

  
Muhammad Tariq Sheikh  
Chief Financial Officer

**STATEMENT OF FINANCIAL POSITION  
AS AT JUNE 30, 2024**

	Note	2024 Rupees	2023 Rupees
<b>NON-CURRENT ASSETS</b>			
Property, plant and equipment	14	3,181,136,158	3,345,297,817
Long term deposits	15	15,039,000	15,039,000
		<b>3,196,175,158</b>	<b>3,360,336,817</b>
<b>CURRENT ASSETS</b>			
Stores, spare parts and loose tools	16	98,293,165	116,773,484
Stock-in-trade	17	1,772,229,542	1,604,376,705
Trade receivables	18	1,580,341,094	1,325,398,504
Advances	19	28,299,804	40,055,566
Short term prepayments	20	4,420,779	2,985,034
Other receivables	21	1,879,792	1,873,635
Sales tax refundable	22	49,299,150	236,655,037
Other financial assets	23	73,515,294	190,011,871
Prepaid levies		62,354,121	60,437,090
Advance income tax		151,159,347	131,036,978
Cash and bank balances	24	173,967,113	91,624,037
		<b>3,995,759,200</b>	<b>3,801,227,941</b>
<b>TOTAL ASSETS</b>		<b>7,191,934,358</b>	<b>7,161,564,758</b>

The annexed notes from 1 to 45 form an integral part of these financial statements.

  
**Haroon Shahzada Ellahi Shaikh**  
 Director



## STATEMENT OF PROFIT OR LOSS AND OTHER COMPREHENSIVE INCOME FOR THE YEAR ENDED JUNE 30, 2024

	Note	2024 Rupees	2023 Rupees
Revenue from contracts with customers	25	18,745,627,986	14,654,707,984
Cost of sales	26	(17,563,521,917)	(13,562,190,709)
<b>Gross profit</b>		<b>1,182,106,069</b>	<b>1,092,517,275</b>
Distribution cost	27	(383,260,341)	(353,199,091)
Administrative expenses	28	(181,904,343)	(158,924,101)
Other operating expenses	29	(23,133,059)	(28,690,584)
		<b>(588,297,743)</b>	<b>(540,813,776)</b>
<b>Operating profit</b>		<b>593,808,326</b>	<b>551,703,499</b>
Other income	30	42,385,840	31,741,297
Finance cost	31	(408,804,019)	(238,880,646)
<b>Profit before income tax, minimum tax differential and final tax</b>		<b>227,390,147</b>	<b>344,564,150</b>
Mimumum tax differential	32	154,847,655	107,037,313
Final tax	32	79,536,175	65,782,235
<b>(Loss) / profit before income tax</b>		<b>(6,993,683)</b>	<b>171,744,602</b>
Provision for taxation	33	(93,648,484)	18,615,778
<b>Profit after taxation</b>		<b>86,654,801</b>	<b>153,128,824</b>
<b>Other comprehensive income</b>			
<b>Items that will not be reclassified subsequently to statement of profit or loss:</b>			
Remeasurement of post retirement benefits obligation	7.6	(3,230,574)	(21,302,707)
Related tax impact including due to change in rate		5,786,761	4,068,774
Fair value gain / (loss) on investment in equity instrument designated at FVTOCI	23.4	156,773,271	(25,878,450)
Revaluation surplus on land		105,048,000	-
Other comprehensive income		<b>264,377,458</b>	<b>(43,112,383)</b>
<b>Total comprehensive income for the year</b>		<b>351,032,259</b>	<b>110,016,441</b>
<b>Earnings per share - basic and diluted</b>	34	<b>4.69</b>	<b>8.29</b>

The annexed notes from 1 to 45 form an integral part of these financial statements.



Raza Ellahi Shaikh  
Chief Executive Officer



Muhammad Tariq Sheikh  
Chief Financial Officer



Haroon Shahzada Ellahi Shaikh  
Director

Lahore: September 25, 2023

## STATEMENT OF CASH FLOWS FOR THE YEAR ENDED JUNE 30, 2024

	Note	2024 Rupees	2023 Rupees
<b>CASH FLOWS FROM OPERATING ACTIVITIES</b>			
Cash generated from operations	36	989,988,087	1,073,402,440
Employee benefits paid		(45,132,206)	(24,496,058)
Finance cost paid		(443,133,691)	(174,150,183)
Levies paid		(62,354,121)	(60,437,090)
Income taxes paid		(151,159,347)	(131,036,978)
<b>Net cash generated from operating activities</b>		<b>288,208,721</b>	<b>683,282,131</b>
<b>CASH FLOWS FROM INVESTING ACTIVITIES</b>			
Purchase of property, plant and equipment		(62,993,254)	(1,087,674,683)
Proceeds from disposal of property, plant and equipment		2,774,000	3,240,000
Purchase of other financial assets		(567,130,205)	(96,054,149)
Proceeds from sale of other financial assets		840,989,344	96,254,910
Dividend received	30	40,468,607	29,085,515
<b>Net cash generated from / (used in) investing activities</b>		<b>254,108,492</b>	<b>(1,055,148,407)</b>
<b>CASH FLOWS FROM FINANCING ACTIVITIES</b>			
Long term finances obtained		31,810,500	812,457,700
Repayment of long term finances		(342,911,342)	(303,656,640)
Short term borrowings excluding running finance and bank overdraft		480,293,816	(370,170,298)
Dividend paid		(55,099,836)	(91,991,277)
<b>Net cash generated from financing activities</b>		<b>114,093,138</b>	<b>46,639,486</b>
<b>Net increase / (decrease) in cash and cash equivalents</b>		<b>656,410,351</b>	<b>(325,226,790)</b>
<b>Cash and cash equivalents at beginning of the year</b>		<b>(1,028,594,918)</b>	<b>(704,641,790)</b>
Effect of unrealized gain on cash and cash equivalents		2,395,651	1,273,662
<b>Cash and cash equivalents at end of the year</b>		<b>(369,788,916)</b>	<b>(1,028,594,918)</b>
<b>CASH AND CASH EQUIVALENTS</b>			
Cash and bank balances	24	173,967,113	91,624,037
Running finance	11	(480,625,237)	(1,010,806,510)
Bank overdraft	11	(63,130,792)	(109,412,445)
		<b>(369,788,916)</b>	<b>(1,028,594,918)</b>

The annexed notes from 1 to 45 form an integral part of these financial statements.



Raza Ellahi Shaikh  
Chief Executive Officer



Muhammad Tariq Sheikh  
Chief Financial Officer



Haroon Shahzada Ellahi Shaikh  
Director

Lahore: September 25, 2023



## NOTES TO THE FINANCIAL STATEMENTS FOR THE YEAR ENDED JUNE 30, 2024

### 1 LEGAL STATUS AND OPERATIONS

- 1.1 Prosperity Weaving Mills Limited (the Company) was incorporated in Pakistan on November 20, 1991 as a public limited Company under the repealed Companies Ordinance, 1984 (Now Companies Act 2017) and listed on Pakistan Stock Exchange Limited on October, 17 1995. The registered office of the Company is situated at Nagina House, 91-B-1, M.M. Alam Road, Gulberg-III, Lahore. The principal activity of the Company is manufacturing and sale of woven cloth. The manufacturing facility is located at 13.5 km Sharaqpur road, District Sheikhpura in the Province of Punjab.
- 1.2 These financial statements are presented in Pak Rupees, which is the Company's functional and presentation currency.

### 2 STATEMENT OF COMPLIANCE

These financial statements have been prepared in accordance with the accounting and reporting standards as applicable in Pakistan. The accounting and reporting standards applicable in Pakistan comprise of:

- International Financial Reporting Standards (IFRS Standards) issued by the International Accounting Standards Board (IASB) as notified under the Companies Act, 2017; and
- Provisions of and directives issued under the Companies Act, 2017.

Where provisions of and directives issued under the Companies Act, 2017 differ from the IFRS Standards, the provisions of and directives issued under the Companies Act, 2017 have been followed.

### 2.1 STANDARDS, INTERPRETATION AND AMENDMENT ADOPTED DURING THE YEAR

The following amendments to existing standards have been published that are applicable to the Company's financial statements covering annual periods, beginning on or after the following dates:

#### 2.1.1 New accounting standards / amendments and IFRS interpretations that are effective for the year ended June 30, 2024

The following standards, amendments and interpretations are effective for the year ended June 30, 2024. These standards, interpretations and the amendments are either not relevant to the Company's operations or are not expected to have significant impact on the Company's financial statements other than certain additional disclosures:

##### Standards or Interpretations with no significant impact

- Amendments to IFRS 3 'Business Combinations' - Reference to the conceptual framework
- Amendments to IAS 16 'Property, Plant and Equipment' - Proceeds before intended use
- Amendments to IAS 37 'Provisions, Contingent Liabilities and Contingent Assets' - Onerous Contracts — cost of fulfilling a contract
- Annual Improvements to IFRS Standards 2018-2020 Cycle (related to IFRS 9, IFRS 16 and IAS 41)

#### 2.1.2 New accounting standards, amendments and IFRS interpretations that are not yet effective

The following standards, amendments and interpretations are only effective for accounting periods, beginning on or after the date mentioned against each of them. These standards, interpretations and the amendments are either not relevant to the Company's operations or are not expected to have significant impact on the Company's financial statements other than certain additional disclosures.

	<b>Effective from Accounting period beginning on or after</b>
Amendments to IAS 1 'Presentation of Financial Statements' - Disclosure of accounting policies	January 01, 2023
Amendments to IAS 8 'Accounting Policies, Changes in Accounting Estimates and Errors' - Definition of accounting estimates	January 01, 2023
Amendments to IAS 12 'Income Taxes' - deferred tax related to assets and liabilities arising from a single transaction.	January 01, 2023
Amendments to IAS 12 'Income taxes' - International Tax Reform — Pillar Two Model Rules	January 01, 2023
Amendments to IAS 1 'Presentation of Financial Statements' - Classification of liabilities as current or non-current	January 01, 2024
Amendments to IFRS 16 'Leases' -Clarification on how seller-lessee subsequently measures sale and leaseback transactions	January 01, 2024
Amendments to IAS 7 'Statement of Cash Flows' and 'IFRS 7 'Financial instruments disclosures' - Supplier Finance Arrangements	January 01, 2024
Amendments to IFRS 10 and 28 - Sale or Contribution of Assets between an Investor and its Associate or Joint Venture	Deferred indefinitely
Amendments to IAS 21 'The Effects of Changes in Foreign Exchange Rates' - Clarification on how entity accounts when there is long term lack of Exchangeability	January 01, 2025
IFRS 17 – Insurance Contracts (including the June 2020 and December 2021 Amendments to IFRS 17)	January 01, 2026
Amendments IFRS 9 'Financial Instruments' and IFRS 7 'Financial instruments disclosures' - Classification and measurement of financial instruments	January 01, 2026

##### Certain annual improvements have also been made to a number of IFRSs.

Other than the aforesaid amendments, IASB has also issued the following standards which have not been adopted locally by the Securities and Exchange Commission of Pakistan:

Other than the aforesaid amendments, IASB has also issued the following standards which have not been adopted locally by the Securities and Exchange Commission of Pakistan:

- IFRS 1 – First Time Adoption of International Financial Reporting Standards
- IFRS 18 - Presentation and Disclosures in Financial Statements
- IFRS 19 - Subsidiaries without Public Accountability: Disclosures

## 2.2 SIGNIFICANT ESTIMATES

The preparation of financial statements in conformity with accounting and reporting standards as applicable in Pakistan requires management to make judgments, estimates and assumptions that affect the application of policies and reported amounts of assets and liabilities, incomes and expenses. The estimates and associated assumptions are based on historical experience and various other factors that are believed to be reasonable under the circumstances, the results of which form the basis of making judgments about carrying values of assets and liabilities that are not readily apparent from other sources. Actual results may differ from these estimates. The estimates and underlying assumptions are reviewed on an on-going basis. Revisions to accounting estimates are recognized in the period in which the estimates are revised, if the revision affects only that period or in the period of revision and future periods, if the revision affects both current and future periods.

Significant areas requiring the use of management estimates in these financial statements relate to the revaluation of certain items of property, plant and equipment, useful life of depreciable assets, employee retirement benefits, impairment of financial assets and taxation. However, assumptions and judgments made by management in the application of accounting policies that have significant effect on the financial statements are not expected to result in material adjustment to the carrying amounts of assets and liabilities in the next year.

## 2.3 ADOPTION OF NEW ACCOUNTING POLICY

### Accounting for minimum taxes and final taxes

During May 2024, The Institute of Chartered Accountants of Pakistan (ICAP) issued a guide 'IAS 12 Application Guidance on Accounting for Minimum taxes and Final taxes' (the Guide) to provide guidance on accounting of minimum tax and final tax, as mentioned in the Income Tax Ordinance, 2001, under the requirements of relevant IFRS Accounting Standards and provide appropriate approaches to account for minimum taxes and final taxes in compliance with the requirements of IFRS Accounting Standards. The guide was issued by Institute of Chartered Accountants of Pakistan (ICAP) in May 2024 'IAS 12 Application Guidance on Accounting for Minimum taxes and Final taxes' (the guide).

In view of the clarifications from ICAP, it has been established that minimum tax and final taxes do not meet the criteria of income tax expense as per IAS 12 (as these are not based on taxable profits), hence, it should be accounted for under IFRIC 21 'Levies' and IAS 37 'Provisions, Contingent Liabilities and Contingent Assets'.

The Guide issued by ICAP provides approaches to account for minimum and final regime taxes according to the facts and circumstances as applicable to the Company. Accordingly, the Company has adopted the following approach:

The Company first designates the amount calculated on taxable income using the notified tax rate as an income tax within the scope of IAS 12 'Income Taxes' and recognise it as current income tax expense. Any excess over the amount designated as income tax, is then recognised as a levy falling under the scope of IFRIC 21 "Levies"/IAS 37" Provisions, Contingent Liabilities and Contingent Assets".

Therefore, the effective rate of income tax is equal to the enacted rate of income tax and the deferred tax will be calculated at such rate.

Similarly, any amount deducted as final taxes will be classified as a levy in the statement of profit or loss and there would be no deferred tax liability / (asset) recognised in case of final taxes.

Super tax charged to entities as per provisions of Income Tax Ordinance, 2001, will be classified as either 'Income Tax' or 'levy' in accordance with guidance provided in the guide [i.e. if super tax calculation is based on taxable profits as defined in IAS 12, then, such super tax shall be recognised as 'income tax' otherwise such super tax shall qualify for recognition as 'levy' as per IFRIC 21 / IAS 37].

Advance taxes paid under any section of the Income Tax Ordinance, 2001, except minimum taxes paid under section 113, which are termed as levy as per the above guide will be classified as 'prepaid assets'.

The above changes have been accounted for in these financial statements as per the requirements of IAS 8 'Accounting Policies, Changes in Accounting Estimates and Errors'. The adoption of this policy did not result any material differences except for reclassifications which are presented as below:

	Current Classification	Previous Classification
	----- (Rupees) -----	
<b>Effect on statement of profit or loss:</b>		
For the year ended June 30, 2023		
<b>Levies:</b>		
- Minimum tax differential	107,037,313	-
- Final tax	65,782,235	-
<b>Provision for taxation:</b>		
- Current year	7,082,140	179,901,688
- Deferred tax	11,533,638	11,533,638
	<u>191,435,326</u>	<u>191,435,326</u>

	Current Classification	Previous Classification
	----- (Rupees) -----	
<b>Effect on statement of financial position:</b>		
As at year ended June 30, 2023		
Provision for taxation	(206,287,114)	(14,813,046)
Prepaid levies	60,437,090	-
Advance income tax	131,036,978	-
	<u>(14,813,046)</u>	<u>(14,813,046)</u>

#### Significant Accounting Policy to Material Accounting Policies Information

During the year, the Company adopted the Disclosure of Accounting Policies (Amendments to IAS 1) from January 01, 2023. The amendments require the disclosure of 'material', rather than 'significant', accounting policies. Although the amendments did not result in any changes to the accounting policies themselves.

### 3 SUMMARY OF SIGNIFICANT ACCOUNTING POLICIES

#### 3.1 ACCOUNTING CONVENTION

These financial statements have been prepared under historical cost convention modified by:

- a) Revaluation of land;
- b) Financial instruments at fair value; and
- c) Recognition of certain employee retirement benefits at present value.

#### 3.2 PROPERTY, PLANT AND EQUIPMENT

Property, plant and equipment except freehold land and capital work-in-progress are stated at cost less accumulated depreciation and impairment in value, if any. Freehold land is stated at revalued amount. Capital work-in-progress and stores held for capital expenditure are stated at cost. Cost also includes borrowing cost; wherever applicable.

Assets' residual values, if significant and their useful lives are reviewed and adjusted, if appropriate at each financial statements date. When significant parts of an item of property, plant and equipment have different useful lives, they are recognized as separate items of property, plant and equipment.

Subsequent costs are recognized as part of asset, only when it is probable that future economic benefits associated with the item will flow to the Company and the cost of the item can be measured reliably. All other repair and maintenance costs are charged to statement of profit or loss during the period in which they are incurred. Depreciation is charged to statement of profit or loss applying the reducing balance method over its estimated useful life at the rates specified in note 14.1 to the financial statements.

Depreciation on additions to property, plant and equipment is charged from the month in which property, plant and equipment is available for use while no depreciation is charged for the month in which property, plant and equipment is disposed off.

Surplus arising on revaluation of land is recognized in other comprehensive income and accumulated in reserves in shareholders' equity and is shown in equity. Revaluation is carried out with sufficient regularity to ensure that the carrying amounts of the land does not differ materially from the fair value.

Gain or loss on disposal of property, plant and equipment, if any, is recognized in the statement of profit or loss for the year.

All costs connected with specific assets incurred during installation and construction period are carried under capital work-in-progress. These are transferred to specific assets as and when these assets are available for use.

#### 3.3 INTANGIBLE ASSETS

Intangible assets are stated at cost less accumulated amortization and impairment in value. Intangible assets are amortized over a period of five years using straight line method. Amortization on additions during the year is charged from the month in which an asset is acquired or capitalized.

#### 3.4 STORES, SPARE PARTS AND LOOSE TOOLS

These are valued at the cost, determined on moving weighted average basis less allowance for obsolete and slow moving items. Items in transit are valued at invoice values plus other charges incurred thereon.

#### 3.5 STOCK-IN-TRADE

These are valued at the lower of cost and net realizable value. Cost is determined by applying the following basis:

Raw material	Weighted average
Work-in-process	Average manufacturing cost
Finished goods	Average manufacturing cost
Waste	Net realizable value

Raw material in transit is stated at invoice value plus other charges paid thereon up to the financial statements date.

Average manufacturing cost in relation to work-in-process and finished goods consists of direct material, labour and a proportion of manufacturing overheads based on normal capacity.

Net realizable value signifies the estimated selling price in the ordinary course of business less estimated costs of completion and estimated costs necessary to make the sale.

### 3.6 IMPAIRMENT OF NON FINANCIAL ASSETS

The Company assesses at each financial statements date whether there is any indication that assets may be impaired. If such indication exists, the carrying amounts of such assets are reviewed to assess whether they are recorded in excess of their recoverable amount. Where carrying values exceed the respective recoverable amount, assets are written down to their recoverable amount and the resulting impairment loss is recognized in statement of profit or loss. The recoverable amount is the higher of an asset's fair value less costs to sell and value in use.

Where impairment loss subsequently reverses, the carrying amount of the assets is increased to the revised recoverable amount but limited to the extent of carrying amount that would have been determined had no impairment loss been recognized in prior periods. Reversal of impairment loss is recognized as income.

### 3.7 FINANCIAL INSTRUMENTS

Financial assets and financial liabilities are recognised in the Company's statement of financial position when the Company becomes a party to the contractual provisions of the instrument.

Financial assets and financial liabilities are initially measured at fair value. Transaction costs that are directly attributable to the acquisition or issue of financial assets and financial liabilities (other than financial assets and financial liabilities at fair value through profit or loss) are added to or deducted from the fair value of the financial assets or financial liabilities, as appropriate, on initial recognition. Transaction costs directly attributable to the acquisition of financial assets or financial liabilities at fair value through profit or loss are recognized immediately in profit or loss.

#### 3.7.1 Financial assets

All regular way purchases or sales of financial assets are recognized and derecognized on a trade date basis. Regular way purchases or sales are purchases or sales of financial assets that require delivery of assets within the time frame established by regulation or convention in the marketplace.

All recognized financial assets are measured subsequently in their entirety at either amortized cost or fair value, depending on the classification of the financial assets.

##### Classification of financial assets

#### a) Debt instruments measured at amortized cost

Debt instruments that meet the following conditions are measured subsequently at amortized cost:

The financial asset is held within a business model whose objective is to hold financial assets in order to collect contractual cash flows; and

The contractual terms of the financial asset give rise on specified dates to cash flows that are solely payments of principal and interest on the principal amount outstanding.

Amortized cost and effective interest method

The amortized cost of a financial asset is the amount at which the financial asset is measured at initial recognition minus the principal repayments, plus the cumulative amortization using the effective interest method of any difference between that initial amount and the maturity amount, adjusted for any loss allowance. The gross carrying amount of a financial asset is the amortized cost of a financial asset before adjusting for any loss allowance.

The effective interest method is a method of calculating the amortized cost of a debt instrument and of allocating interest income over the relevant period. Interest income is calculated by applying the effective interest rate to the gross carrying amount of a financial asset.

As at reporting date, the Company carries cash and cash equivalents and trade receivables at amortized cost.

#### b) Debt instruments measured at fair value through other comprehensive income (FVTOCI)

Debt instruments whose objective is achieved by both collecting contractual cash flows and selling financial assets and the contractual terms of the financial asset give rise on specified dates to cash flows that are solely payments of principal and interest on the principal amount outstanding are measured subsequently at FVTOCI.

As at reporting date, the Company does not hold any debt instrument classified as at FVTOCI.

#### c) Equity instruments designated as at FVTOCI

On initial recognition, the Company may make an irrevocable election (on an instrument-by-instrument basis) to designate investments in equity instruments as at FVTOCI.

As at reporting date, the Company carries investments in self managed securities at FVTOCI.

#### d) Financial assets measured subsequently at fair value through profit or loss

By default, all other financial assets are measured subsequently.

##### Impairment of financial assets

The Company recognizes a loss allowance for expected credit losses on financial assets that are measured at amortized cost or at FVTOCI, as well as on financial guarantee contracts. The amount of expected credit losses is updated at each reporting date to reflect changes in credit risk since initial recognition of the respective financial instrument.

The Company always recognizes lifetime ECL for trade receivables by using simplified approach. For all other financial instruments, the Company recognizes lifetime ECL when there has been a significant increase in credit risk since initial recognition. However, if the credit risk on the financial instrument has not increased significantly since initial recognition, the Company measures the loss allowance for that financial instrument at an amount equal to 12-month ECL. Lifetime ECL represents the expected credit losses that will result from all possible default events over the expected life of a financial instrument. In contrast, 12-month ECL represents the portion of lifetime ECL that is expected to result from default events on a financial instrument that are possible within 12 months after the reporting date. IFRS 9 does not define what constitutes a significant increase in credit risk. In assessing whether the credit risk of an asset has significantly increased the Company takes into account qualitative and quantitative reasonable and supportable forward looking information. The historical loss rates are adjusted to reflect current and forward-looking information on macroeconomic factors affecting the ability of the customers to settle the receivables.

The measurement of expected credit losses is a function of the probability of default, loss given default (i.e. the magnitude of the loss if there is a default) and the exposure at default. The assessment of the probability of default and loss given default is based on historical data adjusted by forward-looking information as described above. As for the exposure at default, for financial assets, this is represented by the assets' gross carrying amount at the reporting date; for financial guarantee contracts, the exposure includes the amount drawn down as at the reporting date, together with any additional amounts expected to be drawn down in the future by default date determined based on historical trend, the Company's understanding of the specific future financing needs of the debtors, and other relevant forward-looking information.

#### **Definition of default**

The Company considers the following as constituting an event of default for internal credit risk management purposes as historical experience indicates that financial assets that meet either of the following criteria are generally not recoverable:

- a) when there is a breach of financial covenants by the debtor; or
- b) information developed internally or obtained from external sources indicates that the debtor is unlikely to pay its creditors, including the Company, in full (without taking into account any collateral held by the Company).

#### **Write-off policy**

The Company writes off financial assets when there is information indicating that the amount is not recoverable due to the conflict in invoices with customer. Financial assets written off may still be subject to enforcement activities under the Company's recovery procedures, taking into account legal advice where appropriate. Any recoveries made against financial assets written-off are recognized in profit or loss.

#### **Derecognition of financial assets**

The Company derecognizes a financial asset only when the contractual rights to the cash flows from the asset expire, or when it transfers the financial asset and substantially all the risks and rewards of ownership of the asset to another entity. If the Company neither transfers nor retains substantially all the risks and rewards of ownership and continues to control the transferred asset, the Company recognizes its retained interest in the asset and an associated liability for amounts it may have to pay. If the Company retains substantially all the risks and rewards of ownership of a transferred financial asset, the Company continues to recognize the financial asset and also recognizes a collateralized borrowing for the proceeds received.

On derecognition of a financial asset measured at amortized cost, the difference between the asset's carrying amount and the sum of the consideration received and receivable is recognized in the statement of profit or loss.

### **3.7.2 Financial liabilities**

#### **Subsequent measurement of financial liabilities**

Financial liabilities that are not

- a) contingent consideration of an acquirer in a business combination,
- b) held for trading, or
- c) designated as at FVTPL, are measured subsequently at amortized cost using the effective interest method.

The effective interest method is a method of calculating the amortized cost of a financial liability and of allocating interest expense over the relevant period. The effective interest rate is the rate that exactly discounts estimated future cash payments (including all fees and points paid or received that form an integral part of the effective interest rate, transaction costs and other premiums or discounts) through the expected life of the financial liability, or (where appropriate) a shorter period, to the amortized cost of a financial liability.

#### **Derecognition of financial liabilities**

The Company derecognizes financial liabilities when, and only when, the Company's obligations are discharged, cancelled or have expired. The difference between the carrying amount of the financial liability derecognized and the consideration paid and payable is recognized in profit or loss.

### **3.8 OFF SETTING OF FINANCIAL ASSETS AND FINANCIAL LIABILITIES**

A financial asset and a financial liability is offset and the net amount reported in the financial statements, if the Company has a current legal enforceable right to set off the recognized amount and the Company also intends either to settle on a net basis or to realize the asset and settle the liability simultaneously.

### **3.9 TRADE RECEIVABLES**

Trade receivables and other receivables are initially recognized at fair value, which is usually the original invoiced amount and subsequently carried at amortized cost using the effective interest method less allowance for ECL.

### **3.10 CASH AND CASH EQUIVALENTS**

For the purpose of cash flow statement, cash and cash equivalents comprise of cash in hand, balances with banks, highly liquid other financial assets that are convertible to known amount of cash and are subject to insignificant risk of change in value and short term running finance under markup arrangement. Cash and bank are carried in the statement of financial position at cost.



### 3.11 TRADE AND OTHER PAYABLES

Liabilities for trade and other payables are carried at their fair value of the consideration to be paid in the future for goods and services received whether billed to the Company or not.

### 3.12 EMPLOYEE RETIREMENT BENEFITS

The Company operates an unfunded gratuity scheme (defined benefit plan) for all its permanent employees who have completed minimum qualifying period of service as defined under the respective scheme. Provisions are made annually to cover the obligation under the schemes on the basis of actuarial valuation and are charged to the statement of profit or loss for the year. The assumptions are determined by independent actuary.

The amount recognized in the balance sheet represents the present value of defined benefit obligations using the projected unit credit actuarial valuation method. Actuarial gains / losses arising from the actuarial valuation are recognized immediately and are presented in other comprehensive income. The latest actuarial valuation was carried as at June 30, 2023.

Details of the schemes are given in note 7 to these financial statements.

The Company provides for compensated absences of its employees on un-availed balance of leaves in the period in which the leaves are earned.

### 3.13 PROVISIONS

Provisions are recognized in the balance sheet when the Company has a present, legal or constructive obligation as a result of past events, it is probable that an outflow of resources embodying economic benefits will be required to settle the obligation and a reliable estimate of the amount of obligation can be made. Provisions are reviewed at each financial statement date and adjusted to reflect the current best estimate.

### 3.14 REVENUE RECOGNITION

The Company is in the business of sale of goods. Revenue from contracts with customers is recognized when control of the goods is transferred to the customer and the performance obligation is satisfied under the contract at an amount that reflects the consideration to which the Company expects to be entitled in exchange for those goods. The Company has generally concluded that it is the principle in its revenue arrangements because it typically controls the goods or services before transferring them to the customers.

a) Revenue from sale of goods is recognized at the point in time when control of the goods is transferred to the customer, generally on delivery of the goods.

b) Export rebate is recognized on accrual basis at the time of making the export sales.

The Company considers whether there are other promises in the contract that are separate performance obligations to which a portion of the transaction price needs to be allocated (e.g. right of returns, volume rebates). In determining the transaction price for the sale of goods, the Company considers the effects of variable consideration, the existence of significant financing components, non cash consideration, and consideration payable to the customer (if any).

### 3.15 GOVERNMENT GRANT

Government grants are recognised at their fair value where there is a reasonable assurance that the grant will be received and the Company will comply with all conditions of the grant. The benefit of a government loan at a below-market rate of interest is treated as a government grant. Government grants relating to costs are deferred and recognised in the statement of profit or loss over the period necessary to match them with the costs that they are intended to compensate.

### 3.16 BORROWINGS

Loans and borrowings are initially recorded at the proceeds received. In subsequent periods, borrowings are stated at amortized cost using the effective yield method. Finance cost is accounted for on an accrual basis and are included in mark-up accrued on loans to the extent of amount remaining unpaid, if any.

### 3.17 LEASES

Leases are classified as finance leases whenever the terms of the lease transfer substantially all the risks and rewards of ownership to the lessee. All other leases are classified as operating leases.

#### The Company as lessee

The Company assesses whether contract is or contains a lease, at inception of the contract. The Company recognizes a right-of-use asset and a corresponding lease liability with respect to all lease arrangements in which it is the lessee, except for short-term leases (defined as leases with a lease term of 12 months or less) and leases of low value assets. For these leases, the Company recognizes the lease payments as an operating expense on a straight-line basis over the term of the lease unless another systematic basis is more representative of the time pattern in which economic benefits from the leased assets are consumed.

The lease liability is initially measured at the present value of the lease payments that are not paid at the commencement date, discounted by using the rate implicit in the lease. If this rate cannot be readily determined, the Company uses its incremental borrowing rate.

Lease payments included in the measurement of the lease liability comprise:

- a) Fixed lease payments (including in-substance fixed payments), less any lease incentives;
- b) Variable lease payments that depend on an index or rate, initially measured using the index or rate at the commencement date;
- c) The amount expected to be payable by the lessee under residual value guarantees;
- d) The exercise price of purchase options, if the lessee is reasonably certain to exercise the options; and
- e) Payments of penalties for terminating the lease, if the lease term reflects the exercise of an option to terminate the lease.

The lease liability is subsequently measured by increasing the carrying amount to reflect interest on the lease liability (using effective interest method) and by reducing the carrying amount to reflect the lease payments made.

The Company remeasures the lease liability (and makes a corresponding adjustment to the related right-of-use asset) whenever:

- a) The lease term has changed or there is a change in the assessment of exercise of a purchase option, in which case the lease liability is remeasured by discounting the revised lease payments using a revised discount rate
- b) The lease payments change due to changes in an index or rate or a change in expected payment under a guaranteed residual value, in which cases the lease liability is remeasured by discounting the revised lease payments using the initial discount rate (unless the lease payments change is due to a change in a floating interest rate, in which case a revised discount rate is used).
- c) A lease contract is modified and the lease modification is not accounted for as a separate lease, in which case the lease liability is remeasured by discounting the revised lease payments using a revised discount rate.

The Company did not make any such adjustments during the periods presented.

The right-of-use assets comprise the initial measurement of the corresponding lease liability, lease payments made at or before the commencement day, less any lease incentives received and any initial direct costs. They are subsequently measured at cost less accumulated depreciation and impairment losses.

Whenever the Company incurs an obligation for costs to dismantle and remove a leased asset, restore the site on which it is located or restore the underlying asset to the condition required by the terms and conditions of the lease, a provision is recognized and measured under IAS 37. To the extent that the costs relate to a right-of-use asset, the costs are included in the related right-of-use asset, unless those costs are incurred to produce inventories.

The right-of-use assets are depreciated over the shorter period of lease term and useful life of the underlying asset. If a lease transfers ownership of the underlying asset or the cost of the right-of-use of asset reflects that the Company expects to exercise a purchase option, the related right-of-use asset is depreciated over the useful life of the underlying asset. The depreciation starts at the commencement date of the lease.

The right-of-use assets are presented as a separate line in the statement of financial position.

The Company applies IAS 36 to determine whether a right-of-use asset is impaired and accounts for any identified impairment loss as described in the 'Property, Plant and Equipment' policy.

Variable rents that do not depend on an index or rate are not included in the measurement of the lease liability and the right-of-use asset. The related payments are recognized as an expense in the period in which the event or condition that triggers those payments occurs and are included in profit or loss.

#### **The Company as lessor**

Leases for which the Company is a lessor are classified as finance or operating leases. Whenever the term of the lease transfers substantially all the risks and rewards of ownership to the lessee, the contract is classified as a finance lease. All other leases are classified as operating lease.

Rental income from operating leases is recognised on a straight-line basis over the term of the relevant lease. Initial direct costs incurred in negotiating and arranging an operating lease are added to the carrying amount of the leased asset and recognised on a straight-line basis over the lease term.

### **3.18 BORROWING COSTS**

Borrowing costs directly attributable to the acquisition, construction or production of qualifying assets, which are assets that necessarily take a substantial period of time to get ready for their intended use or sale, are capitalized as part of the cost of the respective assets, until such time as the assets are substantially ready for their intended use or sale. Investment income earned on the temporary investment of specific borrowings pending their expenditure on qualifying assets is deducted from the borrowing costs eligible for capitalization.

All other borrowing costs are recognized in profit or loss in the period in which they are incurred.

### **3.19 TAXATION**

#### **Current**

The charge for current taxation is based on taxable income at the current rate of taxation after taking into account applicable tax credits, rebates and exemptions available, if any, or minimum taxation as per Income Tax Ordinance, 2001. However, for income covered under final tax regime, taxation is based on applicable tax rates under such regime.

#### **Deferred**

Deferred taxation is provided using the liability method for all temporary differences at financial statements date between tax bases of assets and liabilities and their carrying amount for financial reporting purposes. In this regard the effects on deferred taxation of the portion of income subject to final tax regime is also considered in accordance with the requirement of "Technical Release - 27" of the Institute of Chartered Accountants of Pakistan.

Deferred income tax liability is recognized for all taxable temporary differences. Deferred income tax asset is recognized for all deductible temporary differences and carry forward of unused tax losses, and tax credits, if any, to the extent that it is probable that taxable profit will be available against such temporary differences and tax losses can be utilized.

Deferred income tax assets and liabilities are measured at the tax rates that are expected to be applied to the period when the asset is realized or the liability is settled, based on tax rates that have been enacted or substantively enacted at the financial statements date. Deferred tax is charged or credited in the statement of profit or loss, except in the case of items credited or charged to equity in that case it is included in equity.

### 3.20 FOREIGN CURRENCIES TRANSACTION AND TRANSLATION

Transactions in currencies other than Pak Rupees are recorded at the rates of exchange prevailing on the dates of the transactions. At each financial statements date, monetary assets and liabilities that are denominated in foreign currencies are retranslated at the rates prevailing on the financial statements date. Gains and losses arising on retranslation are included in statement of profit or loss for the year.

### 3.21 DIVIDEND DISTRIBUTION

Dividend distribution to the Company's shareholders is recognized as a liability in the financial statements in the period in which the dividends are approved by the Company's shareholders.

### 3.22 DIVIDEND INCOME

Dividend income from the investments is recognised when the the Company's right to receive payment is established.

### 3.23 EARNINGS PER SHARE

The Company presents basic and diluted earnings per share (EPS) data for its ordinary shares. Basic EPS is calculated by dividing the profit after tax attributable to ordinary shareholders of the Company by the weighted average number of ordinary shares outstanding during the year. Diluted EPS is determined by adjusting the profit after tax attributable to ordinary shareholders and the weighted average number of ordinary shares outstanding, adjusted for the effects of all dilutive potential ordinary shares.

### 3.24 LEVY

A levy is an outflow of resources embodying economic benefits that is imposed by governments on entities in accordance with legislation (i.e. laws and/or regulations), other than:

(a) those outflows of resources that are within the scope of other standards.

(b) fines or other penalties that are imposed for breaches of the legislation.

In these financial statements, levy includes revenue taxes, if any, final taxes and super taxes which are based on other than taxable profits. The corresponding advance tax paid, except for minimum taxes under section 113, which are treated as levy are recognised in prepaid assets as 'prepaid assets'

#### Revenue taxes

Revenue taxes includes amount representing :

a) minimum tax paid under section 113 over income tax determined on income streams taxable at general rate of taxation and;

b) minimum tax withheld / collected / paid or computed over tax liability computed on (related income tax streams taxable at general rate of tax), is not adjustable against tax liability of subsequent tax years.

Amount over revenue taxes shall be treated as current income tax expense falling under the scope of IAS 12.

#### Final Taxes

Final taxes includes tax charged / withheld / paid on certain income streams under various provisions of Income Tax Ordinance, 2001 (Ordinance). Final tax is charged / computed under the Ordinance, without reference to income chargeable to tax at the general rate of tax and final tax computed / withheld or paid for a tax year is construed as final tax liability for the related stream of Income under the Ordinance.

Final tax paid is considered to be full and final discharge of the tax liability for the Company for a tax year related to that income stream.

## 4 AUTHORIZED SHARE CAPITAL

2024	2023		2024	2023
Number of shares			Rupees	Rupees
40,000,000	40,000,000	Ordinary shares of Rs. 10 each	400,000,000	400,000,000
<b>40,000,000</b>	<b>40,000,000</b>		<b>400,000,000</b>	<b>400,000,000</b>

### 4.1 ISSUED, SUBSCRIBED AND PAID UP CAPITAL

2024	2023		2024	2023
Number of shares			Rupees	Rupees
		Ordinary shares of Rs. 10 each		
9,600,000	9,600,000	- fully paid in cash	96,000,000	96,000,000
8,880,000	8,880,000	- issued as bonus shares	88,800,000	88,800,000
<b>18,480,000</b>	<b>18,480,000</b>		<b>184,800,000</b>	<b>184,800,000</b>

4.2 There is no movement during the year in issued, subscribed and paid-up capital.

4.3 The Company has one class of ordinary shares which carry no right to fixed income.

4.4 Following shares are held by associates of the Company as at the reporting date:

	2024	2023
	Number of ordinary shares of Rs. 10 each	
Ellahi International (Private) Limited	3,747,415	3,747,415
ARH (Private) Limited	1,678,242	1,678,242
Monell (Private) Limited	51,907	51,907
ICARO (Private) Limited	50,862	50,862
Haroon Omer (Private) Limited	50,857	50,857
	<u>5,579,283</u>	<u>5,579,283</u>

4.5 Shareholders are entitled to cast vote proportionate to the paid up value of shares carrying voting rights. All shares rank equally with regard to the Company's residual assets.

		2024	2023
	Note	Rupees	Rupees
<b>5 RESERVES</b>			
Amalgamation reserve	5.1	16,600,000	16,600,000
Fair value reserve	5.2	941,150	(105,934,165)
Unappropriated profits		<u>1,918,898,182</u>	<u>1,835,229,238</u>
		<u>1,936,439,332</u>	<u>1,745,895,073</u>

5.1 This represents reserve arising on merger of Ellahi Electric Company Limited into Prosperity Weaving Mills Limited on September 30, 2001 and breakup value of such shares, the value at which net assets and liabilities of Power Unit 3 of Ellahi Electric Company Limited were merged into Prosperity Weaving Mills Limited, at that date. This reserve is not regarded as free for distribution by way of dividend.

5.2 This represents fair value gain / (loss) on remeasurement of other financial assets designated as at fair value through other comprehensive income.



Name of institution	Original limit		Outstanding amount		Security	Arrangement, repayment and mark-up
	Rupees		Rupees			
	2024	2023	2024	2023		
<b>6.1.6</b> United Bank Limited (LTFF)	660,000,000	660,000,000	309,158,577	391,600,861	Same as 6.1.4	This facility has been obtained against sanctioned limit Rs. 700 million out of which Rs. 660 million has been converted into LTFF. The loan is repayable in 32 quarterly installments in arrears commencing from April 18, 2019. The loan carries mark up at the rate of 2.50% (2023: 2.50%).
<b>6.1.7</b> Askari Bank Limited (LTFF-IV / TF-IV)	45,829,000	45,829,000	7,680,000	9,216,000	Same as 6.1.1	This facility has been obtained against sanctioned limit of Rs. 200 million. The loan is repayable in 32 quarterly installments in arrears commencing from August 02, 2021 with grace period of 24 months. The loan carries mark up at the rate of 2.50% (2023: 2.50%).
<b>6.1.8</b> Askari Bank Limited (LTFF-IV)	127,688,000	127,688,000	79,808,000	95,768,000	Same as 6.1.1	This facility has been obtained against sanctioned limit of Rs. 200 million. The loan is repayable in 32 quarterly installments in arrears commencing from August 18, 2021 with grace period of 24 months. The loan carries mark up at the rate of 2.50% (2023: 2.50%).
<b>6.1.9</b> Askari Bank Limited (LTFF-IV)	3,296,000	3,296,000	1,751,000	2,163,000	Same as 6.1.1	This facility has been obtained against sanctioned limit of Rs. 200 million. The loan is repayable in 32 quarterly installments in arrears commencing from October 4, 2020 with grace period of 24 months. The loan carries mark up at the rate of 2.50% (2023: 2.50%).
<b>6.1.10</b> Askari Bank Limited (LTFF-IV)	23,187,000	23,187,000	12,327,000	15,223,000	Same as 6.1.1	This facility has been obtained against sanctioned limit of Rs. 200 million. The loan is repayable in 32 quarterly installments in arrears commencing from November 3, 2020 with grace period of 24 months. The loan carries mark up at the rate of 2.50% (2023: 2.50%).
<b>6.1.11</b> Allied Bank Limited (LTFF)	192,000,000	192,000,000	113,842,744	135,553,496	Joint pari passu charge of Rs. 1,490.67 million inclusive of 25% margin over fixed assets.	This facility has been obtained against sanctioned limit of Rs. 300 million. The loans are repayable in 32 quarterly installments in arrears commencing from September 27, 2021, December 3, 2022 and April 27, 2023 respectively, with grace period of 24 months. The loan carries mark up at the rate of 2.50% (2023: 2.50%).
<b>6.1.12</b> Allied Bank Limited (LTFF)	108,000,000	108,000,000	80,675,000	94,119,000	Same as 6.1.11	This facility has been obtained against sanctioned limit of Rs. 108 million. During the year, this facility has been converted from term finance to LTFF scheme of SBP. The loan is repayable in 32 quarterly installments in arrears commencing from July 21, 2022 with grace period of 24 months. The loan carries mark up at the rate of 2.50% (2023: 2.50%).

Name of institution	Original limit		Outstanding amount		Security	Arrangement, repayment and mark-up
	2024	2023	2024	2023		
	Rupees					
6.1.13 Allied Bank Limited (LTF)	810,000,000	810,000,000	499,495,000	552,110,000	Joint pari passu charge of Rs. 750 million inclusive of 25% margin over fixed assets. This facility has been obtained against sanctioned limit of Rs. 750 million. The loan is repayable in 32 quarterly installments in arrears commencing from different dates i.e. December 03, 2022, March 20, 2024 and May 16, 2024 with grace period of 24 months. The loan carries mark up at the rate of SBP benchmark plus 100 bps i.e 3% (2023:3%).	
6.1.14 Allied Bank Limited	100,000,000	100,000,000	67,419,100	76,445,899	Joint pari passu charge of Rs. 100 million inclusive of 25% margin over fixed assets. This facility has been obtained against sanctioned limit of Rs. 100 million. The loan is repayable in 39 quarterly installments in arrears commencing from January 27, 2022, April 15, 2022 and October 15, 2022 with grace period of 24 months. The loan carries mark up at the rate of 3% (2023:3%).	
6.1.15 Allied Bank Limited	810,000,000	810,000,000	179,795,800	179,795,800	Joint pari passu charge of Rs. 1,490.67 million inclusive of 25% margin over fixed assets. This facility has been obtained as an enhancement of 60 million against original limit of 750 million to reach new limit of 810 million. The loan is repayable in 32 quarterly installments in arrears with grace period of 24 months. The loan carries mark up at the rate of 3 month Kibor plus 100 bps (2023: 3 Month Kibor plus 100bps).	
6.1.16 National Bank of Pakistan	1,000,000,000	1,000,000,000	583,944,304	637,030,150	Joint pari passu charge of Rs. 1,333.33 million inclusive of 25% margin over fixed assets. This facility has been obtained against sanctioned limit of Rs. 1000 million. The loan is repayable in 24 quarterly installments in arrears with grace period of 12 months. The loan carries mark up at the rate of 3 month Kibor plus 100 bps (2023: 3 Month Kibor plus 100bps).	
6.1.17 Habib Bank Limited	50,000,000	-	31,810,500	-	Joint pari passu charge of Rs. 66.67 million inclusive of 25% margin over fixed assets. This facility has been obtained against sanctioned limit of Rs. 50 million for 10 Years. The loan is repayable in 39 quarterly installments in arrears with grace period of 3 months. The loan carries mark up at the rate of 3 month Kibor plus 100 bps.	
			<b>2,143,179,470</b>	<b>2,454,280,312</b>		

6.2 These facilities carry effective mark-up rate ranging from 2.50% to 23.91% (2023: 2.50% to 22.98%) per annum.

**7 EMPLOYEE RETIREMENT BENEFITS**

7.1 The Company has a defined benefit plan comprising an un-funded gratuity scheme for its permanent employees. Latest valuation has been conducted as at June 30, 2024.

	Note	2024 Rupees	2023 Rupees
<b>Amounts recognized in the Statement of financial position are as follows:</b>			
Present value of defined benefit obligation as at June 30		<b>254,906,107</b>	218,458,386
<b>7.2 Movement in liability:</b>			
As at July 01		<b>218,458,386</b>	162,405,974
Charge for the year	7.4	<b>78,349,353</b>	59,245,763
Benefits paid during the year		<b>(45,132,206)</b>	(24,496,058)
Remeasurement changes chargeable to OCI	7.6	<b>3,230,574</b>	21,302,707
As at June 30		<b>254,906,107</b>	218,458,386
<b>7.3 Movement in the present value of defined benefit obligation is as follows:</b>			
Present value of defined benefit obligation as at July 01		<b>218,458,386</b>	162,405,974
Current service cost		<b>46,516,857</b>	39,349,835
Interest cost		<b>31,832,496</b>	19,895,928
Benefits paid		<b>(45,132,206)</b>	(24,496,058)
Remeasurements:			
Actuarial loss from changes in financial assumptions		<b>(865,649)</b>	1,497,223
Experience adjustments		<b>4,096,223</b>	19,805,484
Present value of defined benefit obligation as at June 30		<b>254,906,107</b>	218,458,386
<b>7.4 Expense recognized in profit and loss account is as follows:</b>			
Current service cost		<b>46,516,857</b>	39,349,835
Interest cost		<b>31,832,496</b>	19,895,928
		<b>78,349,353</b>	59,245,763
<b>7.5 Charge for the year has been allocated as follows:</b>			
Cost of sales		<b>60,043,245</b>	44,244,858
Administrative expenses		<b>18,306,108</b>	15,000,905
		<b>78,349,353</b>	59,245,763
<b>7.6 Total remeasurement chargeable to</b>			
Remeasurement of defined benefit obligation:			
Actuarial losses from changes in financial assumptions		<b>(865,649)</b>	1,497,223
Experience adjustment		<b>4,096,223</b>	19,805,484
		<b>3,230,574</b>	21,302,707
<b>7.7 Projected unit credit method, based on the following significant assumptions, is used for valuation of gratuity:</b>			
		<b>2024</b>	2023
Discount rate		<b>14.75%</b>	16.25%
Expected rate of salary increase		<b>14.25%</b>	15.75%
Average retirement age of employee		<b>60 years</b>	60 years

**7.8 Sensitivity analysis**

	Defined benefit obligation assumptions		
	Changes in	Increase in	Decrease in
		----- Rupees -----	
Discount rate	1%	<b>239,353,873</b>	<b>272,547,009</b>
Salary growth rate	1%	<b>272,992,846</b>	<b>238,672,056</b>

The aforementioned sensitivity analysis is based on a change in an assumption while holding all other assumptions constant. In practice, this is unlikely to occur, and changes in some of the assumptions may be correlated. When calculating the sensitivity of the defined benefit obligation to significant actuarial assumptions the same method (present value of the defined benefit obligation calculated with the projected unit credit method at the end of the reporting period) has been applied as when calculating the gratuity liability recognized within the statement of financial position.

**Maturity profile of the defined benefit obligation**

1. Weighted average duration of the benefit	<b>7 Years</b>	6.87 Years
	<b>2024</b>	2023
	<b>Rupees</b>	Rupees
2. Distribution of timing of benefit payments (time in years)		
1	<b>46,011,861</b>	38,355,744
2	<b>37,546,181</b>	30,478,768
3	<b>38,761,476</b>	35,540,045
4	<b>39,122,345</b>	35,497,791
5	<b>57,739,410</b>	36,235,592
6 and above	<b>5,964,995,681</b>	6,748,390,637



	2024 Rupees	2023 Rupees
<b>8 DEFERRED TAXATION</b>		
The liability for deferred taxation comprises timing differences relating to:		
<b>Taxable temporary differences</b>		
Accelerated tax depreciation	263,830,914	274,397,270
<b>Deductible temporary differences</b>		
Provision for employee benefits	(81,569,954)	(45,306,152)
<b>Tax credits</b>		
Tax credits under section 113	(182,260,960)	(97,701,586)
	<u>-</u>	<u>131,389,532</u>

**8.1 Movement in temporary differences for the year**

	2024			
	Balance as at July 1, 2023	Recognized in profit or loss	Recognized in other comprehensive	Balance as at June 30, 2024
	Rupees			
<b>Taxable temporary difference:</b>				
Accelerated tax depreciation	274,397,270	(10,566,356)	-	263,830,914
<b>Deductible temporary difference:</b>				
Provision for gratuity	(45,306,152)	(30,477,041)	(5,786,761)	(81,569,954)
Tax credits	(97,701,586)	(84,559,374)	-	(182,260,960)
	<u>131,389,532</u>	<u>(125,602,771)</u>	<u>(5,786,761)</u>	<u>-</u>
	2023			
	Balance as at July 1, 2022	Recognized in profit or loss	Recognized in other comprehensive income	Balance as at June 30, 2023
	Rupees			
Taxable temporary difference:				
Accelerated tax depreciation	220,000,271	54,396,999	-	274,397,270
Deductible temporary difference:				
Provision for gratuity	(36,394,306)	(4,843,072)	(4,068,774)	(45,306,152)
Tax credits	(59,681,296)	(38,020,290)	-	(97,701,586)
	<u>123,924,669</u>	<u>11,533,637</u>	<u>(4,068,774)</u>	<u>131,389,532</u>

**8.1.1 Year wise breakup of tax credit**

	2024 Rupees	2023 Rupees
<b>Tax year</b>		
Recognized tax credit		
2020	-	7,746,080
2023	89,102,646	89,955,506
2024	93,158,313	-
	<u>182,260,959</u>	<u>97,701,586</u>
Unrecognized tax credit		
2020	8,166,842	420,762
2023	852,860	-
	<u>9,019,702</u>	<u>420,762</u>

	Note	2024 Rupees	2023 Rupees
<b>9 TRADE AND OTHER PAYABLES</b>			
Creditors		435,375,364	292,279,468
Accrued liabilities	9.1	546,419,226	477,832,173
Workers' Profit Participation Fund	9.2	12,225,166	18,505,056
Workers' Welfare Fund		32,153,022	28,504,198
Advance from customers	9.3	37,115,682	44,478,540
Retention money		394,017	394,016
Withholding tax payable		13,760,342	14,428,195
Others		1,284,307	6,190,917
		<u>1,078,727,126</u>	<u>882,612,563</u>

- 9.1 This includes a provision of Rs. 101.48 million (2023: Rs. 101.48 million) on account of Gas Infrastructure Development Cess (GIDC) that was levied through GIDC Act, 2011 with effect from December 15, 2011 and was chargeable from industrial gas customers at different rates as prescribed by the Federal Government through OGRA notification.

On June 13, 2013, the Honorable Peshawar High Court declared the levy, imposition and recovery of the Cess unconstitutional with the direction to refund the —Cess— far collected. Honorable Supreme Court of Pakistan examined the case and vide its findings dated August 22, 2014, concluded that GID Cess is a fee and not a tax and on either count the —Cess— would not have been introduced through a money bill under Article 73 of the Constitution and the same was, therefore, not validly levied in accordance with the Constitution. However, on September 25, 2014, the President of Pakistan had promulgated GID Cess Ordinance 2014, which was applicable to the whole of Pakistan and has to be complied by all parties.

On September 29, 2014, the Honorable Sindh High Court gave a stay order to various parties against the promulgation of Presidential order dated September 25, 2014.

On October 26, 2016, the High Court of Sindh held that enactment of GIDC Act, 2015 is ultra-vires to the Constitution of Pakistan. Sui Southern Gas Company Limited has filed an intra-court appeal before the Divisional Bench of High Court of Sindh. On August 13, 2020, GIDC matter is decided by the Supreme Court of Pakistan and the Court ordered gas consumers to pay outstanding amount of GIDC upto July 31, 2020 in twenty four equal monthly installments, starting from August 2020.

The Company has paid GIDC installments from September 2020 to April 2021 aggregating to Rs. 24.98 million. Further, the Company has obtained a stay order from Honorable High Court of Sindh for recovery against the remaining GIDC installments.

9.2 **Workers' Profit Participation Fund**

	Note	2024 Rupees	2023 Rupees
Opening balance		18,505,056	33,571,966
Interest on funds utilized in the Company's business	9.2.1	2,041,894	1,586,620
		<u>20,546,950</u>	<u>35,158,586</u>
Paid during the year		(20,546,950)	(35,158,586)
		<u>-</u>	<u>-</u>
Allocation for the year	29	12,225,166	18,505,056
Closing balance		<u>12,225,166</u>	<u>18,505,056</u>

- 9.2.1 Interest on Workers' Profit Participation Fund has been provided @ 22.5% (2023: 37.5%) per annum.

- 9.3 Revenue recognized during the year that was included in Advance from customer balance at the beginning of the year amounting to Rs. 44.48 million (2023: 37.88 million).

10 **ACCRUED INTEREST / MARKUP**

	Note	2024 Rupees	2023 Rupees
Long term finances		58,584,533	63,004,775
Short term borrowings		15,105,355	45,014,785
		<u>73,689,888</u>	<u>108,019,560</u>

11 **SHORT TERM BORROWINGS**

From banking companies:

Running finance - secured	11.2	480,625,237	1,010,806,510
Bank overdraft - unsecured	11.3	63,130,792	109,412,445
Foreign currency loans - secured	11.4	480,293,816	-
		<u>1,024,049,845</u>	<u>1,120,218,955</u>

- 11.1 The aggregate un-availed short term borrowing facilities amount to Rs. 4,276 million (2023: Rs. 3,526 million). Short term borrowings are secured against ranking charge of Rs. 2,825 million (2023: Rs. 1,891 million) and first pari passu charge of Rs. 4,416 million (2023: Rs. 4,416 million) on all present and future current assets of the Company.

- 11.2 These facilities have been obtained from various commercial banks for working capital requirements; carrying mark-up ranging from 21.58% to 23.66% (2023: 14.70% to 22.73%) per annum. These facilities expire on various dates by February 28, 2025.

- 11.3 This represents booked overdraft due to cheques issued by the Company in excess of balance with banks which will be presented for payment in subsequent period.

- 11.4 These facilities have been obtained from various commercial banks for working capital requirements; carrying mark-up ranging from 5% to 9% per annum. These facilities expire on various dates by February 28, 2025.

**12 CONTINGENCIES AND COMMITMENTS****12.1 Contingencies**

	2024 Rupees	2023 Rupees
Guarantees issued by banks in favor of Government departments on behalf of the Company in the normal course of business	360,359,926	313,971,326
Post dated cheques issued to Collector of Customs and SNGPL	8,579,195,692	8,079,195,692
	<u>8,939,555,618</u>	<u>8,393,167,018</u>

**12.2 Tax contingencies**

The income tax assessments of the Company upto and including tax year 2023 have been completed by the concerned income tax authorities or are deemed to have been so completed under the provisions of section 120 of the Income Tax Ordinance, 2001 (=Ordinance), except for the amendments and other proceedings mentioned below:

**12.2.1 Tax year 2014**

The Company's case was selected for audit by the department for tax year 2014 in terms of section 177 of the Income Tax Ordinance (=Ordinance) vide letter dated December 4, 2018. The audit proceedings concluded by the department through order dated March 30, 2019 passed under section 122(1)/122(5) of the Ordinance, raising a tax demand of Rs. 5.94 million by making certain disallowances / additions out of the profit and loss account. The Company filed an appeal before the Commissioner Inland Revenue (Appeals) [=CIR(A)] against this order. The Company's appeal, before the CIR(A), in connection with order dated March 30, 2019 passed under section 122(4)/122(5) of the Ordinance was decided through appellate order dated December 2, 2020. Through the appellate order, majority of the issues were either upheld or remanded back by the CIR(A). The Company has filed an appeal dated February 10, 2021, before the ATIR against the aforementioned order, which is yet to be fixed for a hearing.

**12.2.2 Tax year 2019**

The amendment proceedings under section 122(9)/122(5A) against the company for tax year 2019 were concluded through order dated September 03, 2020 passed by the Additional Commissioner Inland Revenue, Audit – II, Zone – III, Large Taxpayers Office, Lahore (ACIR) under section 122(5A) of the Ordinance. The aforementioned order was later rectified through order dated December 21, 2020 under section 221(1) of the Ordinance. A demand of Rs 4.907 million was raised through the rectified order, which majorly pertains to proration of expenses, salaries and gas infrastructure development cess. The Company filed an appeal before the CIR(A) against the aforementioned order. Through order dated October 18, 2021, the CIR(A) upheld most of the issues in appeal while accepting Company's grounds in respect of certain issues. Feeling aggrieved, the Company has filed an appeal before the ATIR against the aforementioned order, which is yet to be fixed for a hearing.

**12.2.3 Tax year 2018**

The Assistant Commissioner Inland Revenue ('ACIR') initiated proceedings under section 122(5A) of the Ordinance through notice dated March 25, 2022, wherein intentions were shown to amend the assessment under section 120 of the Ordinance on the basis of certain issues stated therein. The proceedings were finalized through amendment order dated October 31, 2022, passed under section 122(1) of the Ordinance, through which income tax demand of Rs. 78.162 million was raised on the basis of re-assessment of certain issues. The Company filed appeal before Commissioner Inland Revenue (Appeals) [=CIR(A)], who vide order dated January 11, 2023, significantly deleted majority of the issues under contention and raised income tax demand of Rs. 15.059 million. The Company filed appeal dated March 09, 2023, before Appellate Tribunal Inland Revenue, which is pending for adjudication.

**12.2.4 Tax year 2017**

The company filed an appeal before Commissioner Inland Revenue (Appeals) [=CIR(A)] against the amendment order dated May 24, 2023, passed under section 122(5A) of the Ordinance, through which income tax demand of Rs 55,153,366 was raised on the basis of re-assessment of certain issues. The CIR(A) vide its order dated February 23, 2024, partially decided the case in favor of the company and remand back the remaining issues to the assessing officer for fresh consideration. The company being aggrieved filed an appeal before Appellate Tribunal Inland Revenue against the order of CIR(A) which is pending for adjudication. We consider that reasonable arguments exist in favor of the company's position.

**13 Commitments**

	2024 Rupees	2023 Rupees
Irrevocable letters of credit for:		
Stores and spares	56,955,339	23,562,265
Raw materials	216,603,468	-
	<u>273,558,807</u>	<u>23,562,265</u>
Short term lease:		
Payable within one year	998,376	964,896
	<u>274,557,183</u>	<u>24,527,161</u>



## Operating fixed assets - as at June 30, 2023

Description	----- COST / REVALUED AMOUNT -----			----- DEPRECIATION -----			Net book value as at June 30, 2023	Annual rate of depreciation
	As at July 01, 2022	Additions / (disposals)	As at June 30, 2023	As at July 01, 2022	For the year / (on disposals)	As at June 30, 2023		
<b>Owned</b>								
Freehold land	105,048,000	-	105,048,000	-	-	-	105,048,000	-
Buildings on freehold land								
- Factory	279,929,004	94,785,118	374,714,122	175,247,546	11,256,855	186,504,401	188,209,721	10%
- Residential	121,133,891	-	121,133,891	75,358,486	4,578,708	79,937,194	41,196,697	10%
Buildings on leasehold land	36,261,108	-	36,261,108	24,604,247	1,165,686	25,769,933	10,491,175	10%
Plant and machinery	3,792,959,532	1,006,963,542	4,795,171,708	1,721,665,902	221,062,145	1,938,517,600	2,856,654,108	10%
		(4,751,366)			(4,210,447)			
Electric installation	80,999,973	51,568,264	132,568,237	56,951,502	4,187,111	61,138,613	71,429,624	10%
Factory equipment	15,674,774	14,147,146	29,821,920	7,450,797	940,288	8,391,085	21,430,835	10%
Furniture and fixture	10,483,922	1,318,890	11,802,812	6,046,367	482,609	6,528,976	5,273,836	10%
Office equipment	12,258,427	259,400	12,517,827	7,455,559	491,865	7,947,424	4,570,403	10%
Arms and ammunition	328,774	-	328,774	240,569	8,820	249,389	79,385	10%
Vehicles	79,648,530	3,454,987	80,991,607	30,928,944	10,232,706	40,077,574	40,914,033	20%
		(2,111,910)			(1,084,076)			
	4,534,725,935	1,172,497,347	5,700,360,006	2,105,949,919	254,406,793	2,355,062,189	3,345,297,817	
		(6,863,276)			(5,294,523)			

## 14.1.1 Disposal of property, plant and equipment

Detail of property, plant and equipment with book value exceeding Rs. 500,000 disposed off during the year is as follows:

Particulars	Cost	Accumulated depreciation	Written down value	Sale proceeds	Gain	Buyer Name
Suzuki Swift	2,102,230	1,252,518	849,712	1,320,000	470,288	Mr. Muhammad Asim Mumtaz
Suzuki Cultus	1,452,180	896,526	555,654	1,323,000	767,346	Mr. Muhammad Irshad

## 14.1.1.1 Items of property, plant and equipment are sold at market value through bidding.

14.1.1.2 There is no relationship between Company and buyers.



		2024 Rupees	2023 Rupees
<b>17</b>	<b>STOCK-IN-TRADE</b>		
	Raw material	484,241,286	394,870,467
	Raw material in transit	184,031,054	109,582,502
	Work-in-process	254,217,864	152,180,194
	Finished goods	849,739,338	947,743,542
		<u>1,772,229,542</u>	<u>1,604,376,705</u>
<b>18</b>	<b>TRADE RECEIVABLES</b>		
	<b>Considered good:</b>		
	Local	1,054,549,894	897,919,506
	Foreign	525,791,200	427,478,998
		<u>1,580,341,094</u>	<u>1,325,398,504</u>
<b>18.1</b>	Trade receivables consist of a large number of customers, spread across geographical areas. Ongoing credit evaluation is performed on the financial condition of credit customers, to assess whether or not impairment allowance is required. Further, considering that there is no history of default in trade receivable balances and forward looking information, the Company has not recognized any impairment allowance on these balances.		
<b>18.2</b>	The aging of trade receivables as at statement of financial position date is as follows:	<b>Note</b>	
	Neither past due nor impaired		702,942,043
	Past due but not impaired:		
	Up to 90 days		617,213,973
	91 to 180 days		5,242,488
			<u>113,624,818</u>
			<u>64,391</u>
			<u>113,689,209</u>
			<u>622,456,461</u>
			<u>1,580,341,094</u>
			<u>1,325,398,504</u>
<b>19</b>	<b>ADVANCES</b>		
	Suppliers - unsecured	8,069,474	7,683,693
	Staff - secured	19,023,595	23,926,029
	Advance against letter of credit	1,206,735	167,692
	Margin against letter of guarantee	-	8,278,152
		<u>28,299,804</u>	<u>40,055,566</u>
<b>19.1</b>	These are interest free advances to employees, other than executives, repayable within one to six months.		
<b>19.2</b>	These include advances paid in respect of letters of credit for spare parts and raw material.		
<b>20</b>	<b>SHORT TERM PREPAYMENTS</b>	<b>2024 Rupees</b>	<b>2023 Rupees</b>
	Prepaid insurance	3,221,149	2,030,462
	Prepaid rent	295,264	295,264
	Prepaid guarantee commission	904,366	659,308
		<u>4,420,779</u>	<u>2,985,034</u>
<b>21</b>	<b>OTHER RECEIVABLES</b>		
	Export rebate receivable	1,812,043	1,484,166
	Sundry receivables	67,749	389,469
		<u>1,879,792</u>	<u>1,873,635</u>
<b>22</b>	<b>SALES TAX REFUNDABLE</b>		
	This represents accumulated differences of input tax on purchases and output tax payable.		
<b>23</b>	<b>OTHER FINANCIAL ASSETS</b>	<b>Note</b>	
	<b>Investments classified as FVTOCI</b>		
	Equity investments	23.1 & 23.2	190,011,871
	<b>Investments classified as FVTPL</b>		
	Mutual funds		-
			<u>152,576</u>
			<u>73,515,294</u>
			<u>190,011,871</u>
<b>23.1</b>	<b>Reconciliation between fair value and cost of equity investments classified at FVTOCI</b>		
	Cost of investment	23.2	295,946,036
	Gain / (loss) on remeasurement of investments	23.4	(105,934,165)
	Fair value of investments		<u>73,362,718</u>
			<u>190,011,871</u>

23.2 Equity securities

Name of script	No. of shares		Cost		Fair value	
	2024	2023	2024	2023	2024	2023
			-----Rupees-----		-----Rupees-----	
Agriauto Industries Limited	-	20,375	-	7,240,030	-	1,264,268
Bank Alfalah Limited	-	271,850	-	11,603,255	-	8,275,114
Bank Al Habib Limited	200,000	683,500	15,041,916	40,003,054	22,436,000	29,540,870
Fatima Fertilizer Company Limited	-	365,000	-	12,064,996	-	10,880,650
Fauji Cement Company Limited	-	1,406,250	-	28,562,500	-	16,537,500
Habib Bank Limited	410,600	410,600	57,379,652	57,379,652	50,926,718	30,068,238
Habib Metropolitan Bank Limited	-	447,000	-	16,202,628	-	13,508,340
Loads Limited	-	110,000	-	4,862,355	-	698,500
MCB Bank Limited	-	76,600	-	16,114,874	-	8,768,402
Oil & Gas Development Company	-	150,000	-	23,795,648	-	11,699,989
United Bank Limited	-	500,000	-	78,117,044	-	58,770,000
	<b>610,600</b>	<b>4,441,175</b>	<b>72,421,568</b>	<b>295,946,036</b>	<b>73,362,718</b>	<b>190,011,871</b>

These investments have been classified at FVTOCI as they have been held for medium to long term periods.

23.3 Investments disposed during the year

Name of Companies	Number of Shares	Fair Value at date of Disposal
	2024	2024
Agriauto Industries Limited	20,375	1,853,463
Bank Alfalah Limited	271,850	14,443,944
Bank Al Habib Limited	483,500	47,297,979
Fatima Fertilizer Company Limited	365,000	15,055,943
Fauji Cement Company Limited	1,406,250	32,477,198
Habib Metropolitan Bank Limited	447,000	26,046,151
Loads Limited	110,000	1,066,611
MCB Bank Limited	76,600	16,450,497
Oil & Gas Development Company Limited	150,000	21,179,201
United Bank Limited	500,000	97,551,438
	<b>3,830,575</b>	<b>273,422,426</b>

During the year short term borrowings of the Company has been significantly increased to meet increased working capital requirements. Due to which the Board has decided to dispose of available equity investments to fulfill cash requirement of the Company.

23.4 Unrealized loss on remeasurement of equity investments classified at FVTOCI

	Note	2024 Rupees	2023 Rupees
Opening balance		(105,934,165)	(80,055,715)
(Loss) / gain for the year		156,773,271	(25,878,450)
Transfer of (gain)/loss on disposal of equity investments at FVTOCI to unappropriated profit		(49,897,956)	-
		<b>106,875,315</b>	<b>(25,878,450)</b>
Closing balance		<b>941,150</b>	<b>(105,934,165)</b>

24 CASH AND BANK BALANCES

Cash in hand		774,352	1,076,507
Cash at banks:			
- Current accounts	24.1	173,192,761	90,547,530
		<b>173,967,113</b>	<b>91,624,037</b>

24.1 Cash at banks include current accounts in local currency amounted to Rs. 114.89 million (2023: Rs. 11.89 million) and foreign currency amounted to USD 209,541 equivalent of Rs. 58.32 million (2023: Rs. 78.66 million).

25 REVENUE FROM CONTRACTS WITH CUSTOMERS

The Company derives its revenue from contracts with customers for the transfer of goods at a point in time in the following major product lines:

	2024		
	Local	Export	Total
	-----Rupees-----		
Cloth	14,522,541,038	6,192,652,762	20,715,193,800
Yarn	12,099,720	-	12,099,720
Waste	252,919,940	-	252,919,940
	<b>14,787,560,698</b>	<b>6,192,652,762</b>	<b>20,980,213,460</b>
Less: Sales tax	(2,234,945,677)	-	(2,234,945,677)
Add: Export rebate	-	360,203	360,203
	<b>12,552,615,021</b>	<b>6,193,012,965</b>	<b>18,745,627,986</b>



	2023		
	Local	Export	Total
	Rupees		
Cloth	9,852,644,396	6,090,492,672	15,943,137,068
Yarn	362,937	-	362,937
Waste	196,321,201	-	196,321,201
	10,049,328,534	6,090,492,672	16,139,821,206
Less: Sales tax	(1,486,343,485)	-	(1,486,343,485)
Add: Export rebate	-	1,230,263	1,230,263
	<u>8,562,985,049</u>	<u>6,091,722,935</u>	<u>14,654,707,984</u>
25.1	As per the Finance Act 2023, sales tax is levied on the local sales at a rate of 18%		
	<b>Note</b>	<b>2024</b>	<b>2023</b>
		<b>Rupees</b>	<b>Rupees</b>
25.2 <b>Region-wise Export sales</b>			
Korea		2,224,801,484	2,325,344,322
Turkey		229,109,917	482,647,168
Switzerland		282,240,938	454,389,418
Belgium		1,526,129,633	1,195,577,710
Hongkong		550,215,657	481,191,647
Germany		309,093,855	266,038,641
Thailand		222,368,876	105,576,465
Spain		704,431,752	392,876,759
Others		144,260,650	386,850,542
		<u>6,192,652,762</u>	<u>6,090,492,672</u>
26 <b>COST OF SALES</b>			
Raw material consumed	26.1	13,955,989,998	11,067,415,104
Fuel and power		1,669,750,210	1,130,694,420
Salaries, wages and benefits	26.2	825,206,277	627,163,519
Stores and spares consumed		236,111,800	131,048,110
Sizing material consumed		302,744,333	233,258,971
Packing material consumed		68,429,570	54,052,806
Depreciation	14.1.2	319,396,612	243,190,793
Insurance		25,723,919	19,696,854
Repairs and maintenance		11,169,600	8,395,269
Vehicles running and maintenance		15,989,211	13,726,592
Traveling and conveyance		1,176,234	768,587
Lease rentals-land	26.3	442,890	416,042
Fee and subscription		1,998,631	446,450
Electricity duty		18,678,134	8,201,016
Others		11,029,202	8,564,285
		<u>17,463,836,620</u>	<u>13,547,038,818</u>
Work-in-process:			
At beginning of the year		152,180,194	214,220,851
At end of the year	17	(254,217,864)	(152,180,194)
		<u>(102,037,670)</u>	<u>62,040,657</u>
Cost of goods manufactured		<u>17,361,798,950</u>	<u>13,609,079,475</u>
Finished goods:			
At beginning of the year		947,743,542	891,010,214
Purchased/Processing charges during the year		103,718,762	9,844,562
At end of the year	17	(849,739,338)	(947,743,542)
		<u>201,722,966</u>	<u>(46,888,766)</u>
		<u>17,563,521,917</u>	<u>13,562,190,709</u>
26.1 <b>Raw material consumed</b>			
At beginning of the year		394,870,467	591,329,819
Purchases - net		14,045,360,817	10,870,955,752
		<u>14,440,231,284</u>	<u>11,462,285,571</u>
At end of the year	17	(484,241,286)	(394,870,467)
		<u>13,955,989,998</u>	<u>11,067,415,104</u>
26.2	Staff salaries, wages and benefits include employee retirement benefits amounting to Rs. 60.04 million (2023: Rs. 44.24 million).		
26.3	It represents the lease rental related to land obtained under lease arrangement from Nagina Cotton Mills Limited, (a related party). The agreement has been renewed in current year from March 01, 2024 and ending on February 28, 2025 against annual rental of Rs. 442,890 (2023: Rs. 442,890). This lease has been classified as short term lease as per IFRS 16.		

		2024	2023
	Note	Rupees	Rupees
<b>27 DISTRIBUTION COST</b>			
<b>Export</b>			
Ocean freight and forwarding		57,392,294	60,493,235
Transportation and octroi		28,917,235	28,553,106
Export development surcharge		15,775,575	14,991,483
Commission		75,026,634	85,516,600
Others		25,674,349	35,075,018
		<b>202,786,087</b>	<b>224,629,442</b>
<b>Local</b>			
Freight, handling and transportation		17,980,641	21,158,654
Commission		59,663,933	32,174,866
Others		102,829,680	75,236,129
		<b>180,474,254</b>	<b>128,569,649</b>
		<b>383,260,341</b>	<b>353,199,091</b>
<b>28 ADMINISTRATIVE EXPENSES</b>			
Staff salaries and benefits	28.1	75,425,834	65,889,923
Directors' remuneration		37,216,667	33,366,667
Vehicles running and maintenance		11,622,548	8,818,777
Depreciation	14.1.2	11,360,244	11,216,000
Insurance		7,669,806	4,917,233
Telephone, telex and postage		4,239,803	1,180,133
Electricity		7,500,947	6,612,934
Fee and subscription		8,722,037	7,016,612
Auditors' remuneration	28.2	1,992,150	1,992,150
Printing and stationery		594,173	379,716
Legal and professional		1,980,147	3,239,116
Lease rentals	28.3	1,372,752	1,278,396
Repairs and maintenance		115,877	122,765
Directors' meeting fee		1,027,500	1,200,000
Advertising		167,484	327,810
Travelling		10,333,561	10,933,038
Others		562,813	432,831
		<b>181,904,343</b>	<b>158,924,101</b>
28.1	Staff salaries and benefits include employee retirement benefits amounting to Rs. 18.31 million (2023: Rs. 15.00 million).		
28.2	<b>Auditors' remuneration</b>		
		1,300,000	1,300,000
		300,000	300,000
		102,000	102,000
		290,150	290,150
		<b>1,992,150</b>	<b>1,992,150</b>
28.3	It represents the lease rental related to building obtained under lease arrangement from Nagina Cotton Mills Limited, (a related party). The agreement has been renewed in current year from January 01, 2024 and ending on December 31, 2024 against annual rental of Rs. 1,406,232 (2023: Rs. 1,339,272). This lease has been classified as short term lease as per IFRS 16.		
<b>29 OTHER OPERATING EXPENSES</b>			
Workers' Profit Participation Fund	9.2	12,225,166	18,505,056
Workers' Welfare Fund		4,855,003	7,031,921
Loss / (gain) on forward contracts		(661)	2,953,607
Donations		200,000	200,000
Exchange Loss		5,853,551	-
		<b>23,133,059</b>	<b>28,690,584</b>
<b>30 OTHER INCOME</b>			
Dividend income on investments classified at FVTOCI			
from investments disposed off		30,122,586	-
from investments held at reporting period		8,529,850	29,085,200
Dividend income on investments designated at FVTPL		1,816,171	315
Exchange gain		-	783,775
Gain on sale of property, plant and equipment		1,327,943	1,671,246
Gain on the sale of investment designated at FVTPL	30.1	589,290	200,761
		<b>42,385,840</b>	<b>31,741,297</b>
30.1	This represents the realized gain from the redemption of all units of mutual funds purchased during the year.		

	2024 Rupees	2023 Rupees
<b>31 FINANCE COST</b>		
Mark-up on:		
Long term finances from banking companies	243,936,161	76,119,096
Short term borrowings	137,479,241	140,939,840
Workers' Profit Participation Fund	2,041,894	1,586,620
	<u>383,457,296</u>	<u>218,645,556</u>
Bank charges and commission	25,346,723	20,235,090
	<u>408,804,019</u>	<u>238,880,646</u>

**32 MINIMUM TAX DIFFERENTIAL**  
This represents portion of minimum tax paid under section 113C of Income Tax Ordinance (ITO ,2001), representing levy in terms of requirements of IFRIC 21/IAS 37.

	2024 Rupees	2023 Rupees
<b>33 PROVISION FOR TAXATION</b>		
Current	32,554,313	7,082,140
Prior	(600,026)	-
	<u>31,954,287</u>	<u>7,082,140</u>
Deferred	(125,602,771)	11,533,638
	<u>(93,648,484)</u>	<u>18,615,778</u>

**33.1 Reconciliation of Current Tax**

Reconciliation of current tax charged as per tax laws for the year, with current tax recognized in the profit and loss account, is as follows:

Note	2024 Rupees	2023 Rupees
Current tax liability for the year as per applicable tax laws	266,938,143	179,901,688
Portion of current tax liability as per tax laws, representing income tax under IAS 12	32,554,313	7,082,140
Portion of current tax computed as per tax laws, representing levy in terms of requirements of IFRIC 21/IAS 37:		
Minimum tax differential	154,847,655	107,037,313
Final tax	79,536,175	65,782,235
Difference	-	-

The aggregate of minimum / final tax and income tax, amounting to Rs 266,938,143 represents tax liability of the company calculated under the relevant provisions of the income tax ordinance, 2001.

	2024 Rupees	2023 Rupees
<b>33.2 Relationship between tax expense and accounting profit</b>		
Profit before tax	227,390,147	344,564,150
Income tax using domestic corporate tax rate 29% (2023: 29%)	65,943,143	99,923,604
Tax effects of amounts that are:		
Effect of change in local sales ratio and tax rate	(10,566,356)	(13,435,710)
Minimum tax differential and final tax	(234,383,830)	(172,819,548)
Effect of income chargeable at lower rates	43,579,691	43,936,473
Effect of super tax	39,877,244	8,856,283
Effect of prior year tax	(600,026)	-
Effect of tax credits expired	9,019,702	52,154,676
Others	(6,518,052)	-
	<u>(93,648,484)</u>	<u>18,615,778</u>

**34 EARNINGS PER SHARE - BASIC AND DILUTED**

The calculation of the basic earnings per share is based on the following data:

	2024	2023
Profit after taxation for the year - (Rupees)	86,654,801	153,128,824
Number of shares outstanding	18,480,000	18,480,000
Earnings per share - Basic - (Rupees)	4.69	8.29

There is no dilutive effect on the basic earnings per share of the Company.

35 REMUNERATION OF CHIEF EXECUTIVE, DIRECTORS AND EXECUTIVES

	Chief Executive	Director	Executives	Chief Executive	Director	Executives
	-----2024-----			-----2023-----		
	Rupees			Rupees		
Remuneration	19,816,667	17,400,000	13,553,207	17,766,667	15,600,000	12,126,640
Utilities	-	-	-	-	-	-
Gratuity	-	-	3,476,134	-	-	2,144,765
Other allowances	-	-	6,776,603	-	-	6,063,320
	<b>19,816,667</b>	<b>17,400,000</b>	<b>23,805,944</b>	<b>17,766,667</b>	<b>15,600,000</b>	<b>20,334,725</b>
Number of persons	<b>1</b>	<b>1</b>	<b>5</b>	<b>1</b>	<b>1</b>	<b>5</b>

35.1 In addition to above, the Directors have been provided with Company maintained cars.

35.2 In addition to above, 5 (2023: 5) Non Executive directors were paid aggregate meeting fee of Rs. 1,027,500/- (2023: Rs.1,200,000/-).

36 CASH GENERATED FROM OPERATIONS

	2024 Rupees	2023 Rupees
Profit before taxation	(6,993,683)	171,744,602
Adjustments for:		
Depreciation on property, plant and equipment	330,756,856	254,406,793
Provision for employee benefits	78,349,353	59,245,763
Dividend income	(40,468,607)	(29,085,515)
Gain on disposal of property, plant and equipment	(1,327,943)	(1,671,246)
Minimum tax differential and final tax	234,383,830	172,819,548
Gain on the sale of investment	(589,290)	(200,761)
Finance cost	408,804,019	238,880,646
Unrealized gain on revaluation of foreign currency account	(2,395,651)	(1,273,662)
	<b>1,007,512,567</b>	<b>693,121,566</b>
Operating cash flows before working capital changes	<b>1,000,518,884</b>	<b>864,866,168</b>
<b>Changes in working capital</b>		
(Increase) / decrease in:		
Stores, spare parts and loose tools	18,480,319	(1,882,525)
Stock-in-trade	(167,852,837)	222,791,646
Trade receivables	(254,942,590)	(82,878,474)
Advances	11,755,762	(25,598,839)
Short term prepayments	(1,435,745)	(144,883)
Other receivables	(6,157)	(543,911)
Sales tax refundable	187,355,887	17,962,308
	<b>(206,645,361)</b>	<b>129,705,322</b>
(Decrease) / Increase in:		
Trade and other payables	196,114,563	78,830,950
Cash generated from operations	<b>989,988,087</b>	<b>1,073,402,440</b>

37 FINANCIAL RISK MANAGEMENT

Credit risk  
Liquidity risk  
Market risk

This note presents information about the Company's exposure to each of the above risks, the Company's objectives, policies and processes for measuring and managing risk, and the Company's management of capital. Further quantitative disclosures are included throughout these financial statements.

The Board of Directors has overall responsibility for the establishment and oversight of the Company's risk management framework. The Board is responsible for developing and monitoring the Company's risk management policies.

The Company's risk management policies are established to identify and analyze the risks faced by the Company, to set appropriate risk limits and controls, and to monitor risks and adherence to limits. Risk management policies and systems are reviewed regularly to reflect changes in market conditions and the Company's activities.

The Company, through its training and management standards and procedures, aims to develop a disciplined and constructive control environment in which all employees understand their roles and obligations. All derivative activities for risk management purposes are carried out by specialist teams that have the appropriate skills, experience and supervision. It is the Company's policy that no trading in derivatives for speculative purposes shall be undertaken. The Board of Directors reviews and agrees policies for managing each of these risks.

The Company's Audit Committee oversees how management monitors compliance with the Company's risk management policies and procedures and reviews the adequacy of the risk management framework in relation to the risks faced by the Company. The Audit Committee is assisted in its oversight role by Internal Audit. Internal Audit undertakes both regular and ad hoc reviews of risk management controls and procedures, the results of which are reported to the Audit Committee.

### 37.1 Credit risk and concentration of credit risk

Credit risk is the risk of financial loss to the Company if a customer or counterparty to a financial instrument fails to meet its contractual obligations. To manage credit risk the Company maintains procedures covering the application for credit approvals, granting and renewal of counterparty limits and monitoring of exposures against these limits. As part of these processes the financial viability of all counterparties is regularly monitored and assessed.

Expected Credit Loss (ECL) on financial assets are measured as an allowance equal to lifetime ECL for trade receivables and 12-month ECL for other financial assets. An asset moves to lifetime ECL category when its credit risk has increased significantly since initial recognition. IFRS 9 does not define what constitutes a significant increase in credit risk. In assessing whether the credit risk of an asset has significantly increased the Company takes into account qualitative and quantitative reasonable and supportable forward looking information. The historical loss rates are adjusted to reflect current and forward-looking information on macroeconomic factors affecting the ability of the customers to settle the receivables.

The Company is exposed to credit risk from its operating activities primarily for local trade receivables, sundry receivables and other financial assets for which the Company does not hold collateral as security.

The Company's credit risk exposures are categorized under the following headings:

#### 37.1.1 Counterparties

The Company conducts the following major types of the transactions with the counterparties:

##### Trade receivables

Trade receivables are essentially due from local customers against sale of cloth and from foreign customers against supply of cloth and the Company does not expect these counterparties to fail to meet their obligations. The majority of sales to the Company's customers are made on specific terms. Customer credit risk is managed subject to the Company's established policy, procedures and controls relating to customer credit risk management. Credit limits are established for all customers based on internal rating criteria. Credit quality of the customer is assessed based on an extensive credit evaluation. Outstanding customer receivables are regularly monitored and any shipments to foreign customers are generally covered by letters of credit or other form of security.

##### Banks and investments

The Company limits its exposure to credit risk by only investing in highly liquid securities and only with counterparties that have a good credit rating. Given these credit ratings, Company does not expect any counterparty to fail to meet its obligations. The names and credit ratings of major banks, where the Company maintains bank balances as at June 30, 2024 are as follows:

Bank Name	Rating Agency	Credit Rating	
		Short Term	Long Term
Allied Bank Limited	PACRA	A1+	AAA
Askari Bank Limited	PACRA	A1+	AA+
Bank Alfalah Limited	PACRA	A1+	AA+
Al Baraka Bank (Pakistan) Limited	PACRA	A1	A
Habib Bank Limited	JCR-VIS	A1+	AAA
Meezan Bank Limited	JCR-VIS	A1+	AAA
National Bank of Pakistan	PACRA	A1+	AAA
Standard Chartered Bank (Pakistan) Limited	PACRA	A1+	AAA
United Bank Limited	JCR-VIS	A1+	AAA
Samba Bank Limited	JCR-VIS	A1	AA
The Bank of Punjab	PACRA	A1+	AA+
MCB Bank Limited	PACRA	A1+	AAA

#### 37.1.2 Exposure to credit risk

The carrying amount of financial assets represents the maximum credit exposure. The maximum exposure to credit risk at the reporting date was:

	Note	2024	2023
		Rupees	Rupees
Trade receivables	18	1,580,341,094	1,325,398,504
Sundry receivables	21	67,749	389,469
Bank balances	24	173,192,761	90,547,530
Margin against letter of guarantee	19	-	8,278,152
Long term deposits	15	15,039,000	15,039,000
		<u>1,768,640,604</u>	<u>1,439,652,655</u>

Geographically there is no concentration of credit risk.

The maximum exposure to credit risk for trade receivables at the reporting date by type of customer was:

Cloth	<u>1,580,341,094</u>	<u>1,325,398,504</u>
-------	----------------------	----------------------

There is no single significant customer in the trade receivables of the Company.

##### Ageing analysis of trade receivables subject to credit risk

Neither past due nor impaired	1,466,651,885	702,942,043
Past due but not impaired:		
Up to 90 days	113,624,818	617,213,973
91 to 180 days	64,391	5,242,488
	<u>113,689,209</u>	<u>622,456,461</u>

#### 37.2 Liquidity risk management

Liquidity risk reflects the Company's inability in raising funds to meet commitments. Management closely monitors the Company's liquidity and cash flow position. This includes maintenance of balance sheet liquidity ratios, debtors and creditors concentration both in terms of the overall funding mix and avoidance of undue reliance on large individual customer.

Ultimate responsibility for liquidity risk management rests with the Board of Directors, which has built an appropriate liquidity risk management framework for the management of the Company's short, medium and long-term funding and liquidity management requirements. The Company manages liquidity risk by maintaining adequate reserves, banking facilities and reserve borrowing facilities, by continuously monitoring forecast and actual cash flows and matching the maturity profiles of financial assets and liabilities.

Included in note 11.1 to these financial statements is a listing of additional undrawn facilities that the Company has at its disposal to further reduce liquidity risk.

**37.2.1 Liquidity and interest risk table**

The following table detail the Company's remaining contractual maturity for its non-derivative financial liabilities. The table has been drawn up based on the undiscounted cash flows of financial liabilities under long term financing agreements based on the earliest date on which the Company can be required to pay.

Fair values of all other financial assets and liabilities approximate their fair values.

For effective markup rate please see note 6.2 and note 11.2 to these financial statements.

Carrying amount and contractual cash flows of trade and other financial liabilities are approximately same.

	Carrying amount	
	2024 Rupees	2023 Rupees
<b>Trade and other payables</b>		
Maturity up to one year	983,472,914	776,696,574
<b>Accrued interest / markup</b>		
Maturity up to one year	73,689,888	108,019,560
<b>Unclaimed dividend</b>		
Maturity up to one year	7,102,793	6,762,629
<b>Short term borrowings</b>		
Maturity up to one year	1,024,049,845	1,120,218,955
<b>Long term finances</b>		
Maturity up to one year	434,428,753	342,911,342
Maturity after one year and up to five years	1,388,469,903	1,806,585,576
Maturity after five years	320,280,814	304,783,394
	<b>2,143,179,470</b>	<b>2,454,280,312</b>
	<b>4,231,494,910</b>	<b>4,465,978,030</b>

**37.3 Market risk**

Market risk is the risk that changes in market prices, such as foreign exchange rates, interest rates and equity prices will affect the Company's income or the value of its holdings of financial instruments. The objective of market risk management is to manage and control market risk exposures within acceptable parameters, while optimizing the return on risk.

**37.3.1 Foreign currency risk management**

Pak Rupee (PKR) is the functional currency of the Company and as a result currency exposure arise from transactions and balances in currencies other than PKR. The Company's potential currency exposure comprise;

Monetary items, including financial assets and liabilities, denominated in currencies other than the functional currency of the Company are periodically restated to PKR equivalent, and the associated gain or loss is taken to the profit and loss account. The foreign currency risk related to monetary items is managed as part of the risk management strategy.

**Transactional exposure in respect of non functional currency expenditure and revenues**

Certain operating and capital expenditure is incurred by the Company in currencies other than the functional currency. Certain sales revenue is earned in currencies other than the functional currency of the Company. These currency risks are managed as a part of overall risk management strategy.

**Exposure to foreign currency risk**

The Company's net exposure to foreign currency risk was as follows based on notional amounts:

	Currency	2024	2023
Trade receivables	USD	1,880,906	1,296,327
Foreign currency loan	USD	(1,724,017)	-
		<b>156,889</b>	<b>1,296,327</b>

The following significant exchange rates have been applied:

	Average rate		Reporting date mid spot rate	
	2024 Rupees	2023 Rupees	2024 Rupees	2023 Rupees
<b>USD 1</b>	<b>282.60</b>	246.18	<b>278.59</b>	286.60

Commitments outstanding at year end amounted to Euro: 0.19 million (2023: 0.04 million ) and USD: 0.70 million (2023: 0.03 million) relating to letter of credits for import of plant and Machinery, stores, spare parts and raw material.

**Sensitivity analysis**

A 10 percent weakening of the Pak Rupee against the USD at June 30, 2024 would have decreased profit or loss by the amounts shown below. This analysis assumes that all other variables, in particular interest rates, remain constant. The analysis is performed on the same basis for June 30, 2023.

	2024 Rupees	2023 Rupees
Decrease in profit and loss account due to change in USD	4,370,779	37,152,732

A 10 percent strengthening of the Pak Rupee against the USD at June 30, 2024 would have had the equal but opposite effect on USD to the amounts shown above, on the basis that all other variables remain constant.

**37.3.2 Interest rate risk**

The interest rate risk is the risk that the value of the financial instrument will fluctuate due to changes in the market interest rates. Sensitivity to interest rate risk arises from mismatches of financial assets and liabilities that mature in a given period.

**Profile**

At the reporting date the interest rate profile of the Company's interest bearing financial instruments was:

<u>Fixed rate instruments</u>	2024	2023	2024	2023
	-----%-----		----- Rupees -----	
	2.50%	2.50%	113,842,744	135,553,496
	6.50%	6.50%	63,802,028	100,260,333
	3.50%	3.50%	52,855,773	76,347,225
	2.50%	2.50%	309,158,577	391,600,861
	2.50%	2.50%	16,190,320	19,999,804
	2.50%	2.50%	79,808,000	95,768,000
	2.50%	2.50%	7,680,000	9,216,000
	2.50%	2.50%	1,751,000	2,163,000
	2.50%	2.50%	12,327,000	15,223,000
	2.50%	2.50%	80,675,000	94,119,000
	3.00%	3.00%	566,914,100	628,555,899
			<b>1,305,004,542</b>	<b>1,568,806,618</b>
<b><u>Floating rate instruments</u></b>				
<b>Financial liabilities</b>				
Long term finances	2.50% to 23.91%	16.16% to 22.98%	838,174,928	885,473,694
Short term borrowings	21.58% to 23.66%	14.70% to 22.73%	543,756,028	1,120,218,955
			<b>1,381,930,956</b>	<b>2,005,692,649</b>

**Fair value sensitivity analysis for fix rate instruments**

The Company does not account for any fixed rate financial assets and liabilities at fair value through profit or loss. Therefore, a change in interest rate at the reporting date would not affect profit and loss account.

**Fair value sensitivity analysis for floating rate instruments**

The following table demonstrates the sensitivity to a reasonably possible change in floating interest rates, with all other variables held constant, of the Company's profit before tax (through the impact on finance cost).

	Increase / (decrease) in basis points	Decrease / (increase) of profit
	Points	Rupees
2024		<b>7,628,308</b>
2023	+ (-) 200	<b>4,341,179</b>

**37.3.3 Equity price risk management**

The Company's listed and unlisted equity securities are susceptible to market price risk arising from uncertainties about future values of the investment securities. The Company manages the equity price risk through diversification and placing limits on individual and total equity instruments. Reports on the equity portfolio are submitted to the Company's senior management on a regular basis. The Company's Board of Directors reviews and approves all equity investment decisions.

At the reporting date, the exposure to listed equity securities at fair value was Rs. 73.3 million (2023: Rs. 190 million). A decrease of 61% on the listed equity securities would have an impact of approximately Rs. 106 million (2023: Rs. 25.88 million increase) on the income or equity attributable to the Company, depending on whether or not the decrease is significant and prolonged.

**37.3.4 Other price risk**

Other price risk represents the risk that the fair value or future cash flows of a financial instrument will fluctuate because of changes in market prices (other than those arising from interest rate risk, currency risk or equity price), whether those changes are caused by factors specific to the individual financial instrument or its issuer, or factors affecting all similar financial instruments traded in the market. The Company is not exposed to commodity price risk since it has a diverse portfolio of commodity suppliers.

**37.4 Determination of fair values**

Fair value as the price that would be received to sell an asset or paid to transfer a liability in an orderly transaction between market participants at the measurement date.

Equity instruments at FVTOCI as disclosed in other financial assets, are presented at fair value by using quoted prices at Pakistan Stock Exchange (PSX) as at June 30, 2024. The carrying values of all other financial assets and liabilities reflected in the financial statements approximate their fair values.

The financial instrument, if any, that are not traded in active market are carried at cost and are tested for impairment according to IFRS 9.

The carrying amount less impairment provision, if any, of trade receivables and payables and financial liabilities are assumed to approximate to their fair values.





38.1 Following are the related parties with whom the Company had entered into transaction or have arrangements / agreement in place.

Name of related party	Basis of relationship	Aggregate % of Shareholding
Elahi International Private Limited	Associated Company - Common Director	20.278%
ARH (Private) Limited	Associated Company - Common Director	9.081%
Monell (Private) Limited	Associated Company - Common Director	0.280%
ICARO (Private) Limited	Associated Company - Common Director	0.275%
Haroon Omer (Private) Limited	Associated Company - Common Director	0.280%
Nagina Cotton Mills Limited	Associated Company - Common Director	-
Ellicot Spinning Mills Limited	Associated Company - Common Director	-
Pacific Industries (Private) Limited	Associated Company - Common Director	-
Mr. Shahzada Ellahi Shaikh	Key management personnel	11.473%
Mr. Shaukat Ellahi Shaikh	Key management personnel	11.573%
Mr. Shafqat Ellahi Shaikh	Key management personnel	11.472%
Mr. Haroon Shahzada Ellahi Shaikh	Key management personnel	3.791%
Mr. Amin Ellahi Shaikh	Key management personnel	7.576%
Mr. Raza Ellahi Shaikh	Key management personnel	7.580%
Ms. Parveen Akhter Malik	Key management personnel	0.003%
Mr. Aneeq Khawar	Key management personnel	0.003%
Mr. Arfa Waheed Malik	Key management personnel	0.003%
Mr. Javaid Bashir Sheikh	Key management personnel	0.003%
Mr. Omer Ellahi Shaikh	Close family members of key management personnel	3.788%
Mrs. Hummera Shahzada	Close family members of key management personnel	0.016%
Mrs. Mona Shaukat	Close family members of key management personnel	0.016%
Mrs. Shaista Shafqat	Close family members of key management personnel	0.016%
Mrs. Mehreen Saadat	Close family members of key management personnel	0.104%

39 CHANGES IN LIABILITIES ARISING FROM FINANCING ACTIVITIES

	Opening	Addition during the year	Paid during the year	Closing
----- Rupees -----				
<b>2024</b>				
Long term finances	2,454,280,312	31,810,500	342,911,342	2,143,179,470
Unclaimed dividend	6,762,629	55,440,000	55,099,836	7,102,793
Short term borrowings excluding running finance and bank overdraft	-	480,293,816	-	480,293,816
	<u>2,461,042,941</u>	<u>567,544,316</u>	<u>398,011,178</u>	<u>2,630,576,079</u>
<b>2023</b>				
Long term finances	1,945,479,251	812,457,700	303,656,640	2,454,280,312
Unclaimed dividend	6,353,906	92,400,000	91,991,277	6,762,629
Short term borrowings excluding running finance and bank overdraft	370,170,298	419,466,397	789,636,695	-
	<u>2,322,003,455</u>	<u>1,324,324,097</u>	<u>1,185,284,612</u>	<u>2,461,042,941</u>

40 PLANT CAPACITY AND ACTUAL PRODUCTION

	2024	2023
Air Jet Looms installed (Number)	382	382
Installed capacity at 50 Picks (meters)	91,325,043	77,227,818
Actual production (meters)	62,728,672	57,210,288
Actual production after conversion into 50 Picks (meters)	89,084,894	78,972,851

The difference between installed capacity and actual production is in normal course of business.

41 NUMBER OF EMPLOYEES

	At year end		Average	
	2024	2023	2024	2023
Head office	46	48	47	48
Plant	1,190	1,258	1,224	1,201
Total number of employees	<u>1,236</u>	<u>1,306</u>	<u>1,271</u>	<u>1,249</u>

42 RECLASSIFICATION

Travelling expense of Rs.10.93 million has been reclassified from distribution expense to administrative expense, during the year.

43 SUBSEQUENT EVENTS

In respect of current year, the board of directors proposed to pay cash dividend @ Rs. 2/50 (2023: Rs. 3) per ordinary share of Rs. 10 each. This dividend is subject to approval by the shareholders at the forthcoming Annual General Meeting and has not been included as a liability in these financial statements.

44 DATE OF AUTHORIZATION FOR ISSUE

These financial statements have been approved by the board of directors of the Company and authorized for issue on September 30, 2024.

45 GENERAL

The figures have been rounded off to the nearest Rupee.

  
Raza Ellahi Shaikh  
Chief Executive Officer

  
Muhammad Tariq Sheikh  
Chief Financial Officer

  
Haroon Shahzada Ellahi Shaikh  
Director

Lahore: September 30, 2024



**FORM OF PROXY**

The Secretary,  
**PROSPERITY WEAVING MILLS LTD.**  
 Nagina House  
 91-B-1, M.M. Alam Road,  
 Gulberg-III,  
 Lahore-54660.

I/We \_\_\_\_\_ of \_\_\_\_\_ being member(s) of **PROSPERITY WEAVING MILLS LTD.**, and holder of \_\_\_\_\_ Ordinary Shares as per Share Register Folio No. \_\_\_\_\_ (In case of Central Depository System Account Holder A/c No. \_\_\_\_\_ Participant I.D. No. \_\_\_\_\_) hereby appoint \_\_\_\_\_ of \_\_\_\_\_ who is member of the Company as per Register Folio No. \_\_\_\_\_ (In case of Central Depository System Account Holder A/c No. \_\_\_\_\_ Participant I.D. No. \_\_\_\_\_) or failing him/her \_\_\_\_\_ of \_\_\_\_\_ who is member of the Company as per Register Folio No. \_\_\_\_\_ (In case of Central Depository System Account Holder A/c No. \_\_\_\_\_ Participant I.D. No. \_\_\_\_\_) as my/our proxy to vote for me/us and on my/our behalf at the 33<sup>rd</sup> Annual General Meeting of the Company to be held on October 28, 2024 and at any adjournment thereof.

Signed at \_\_\_\_\_ this the \_\_\_\_\_ day of \_\_\_\_\_ 2024.

**WITNESSES:**

1. Signature _____	2. Signature _____
Name _____	Name _____
Address _____	Address _____
_____	_____
CNIC _____	CNIC _____
_____	_____

affix  
 Rs. 50/=  
 Revenue  
 Stamp

(Signature should agree with the Specimen signature registered with the Company)

**NOTES:**

1. If a member is unable to attend the meeting, he/she may sign this form and send it to the Secretary so as to reach him not less than 48 hours before the time of holding the meeting.
2. Members through CDC appointing proxies must attach attested copy of their Computerized National Identity Card (CNIC) with the proxy form.
3. The Shareholders through CDC, who wish to attend the Annual General Meeting are requested to please bring, original Computerized Identity Card with copy thereof duly attested by their Bankers, Account Number and Participant I.D Number for identification purpose.
4. In case of corporate entity, certified copy of the Board of Directors' resolution / power of attorney with specimen signature shall be submitted (unless it has been provided earlier) along with proxy form of the Company.

پراکسی فارم (مختار نامہ)

سیکرٹری

پراسپیریٹی ویونگ ملز لمیٹڈ

گلین ہاؤس، B-91، ایم ایم عالم روڈ

گلبرگ III، لاہور 54660

میں / ہم \_\_\_\_\_  
ساکن \_\_\_\_\_

بحیثیت رکن پراسپیریٹی ویونگ ملز لمیٹڈ اور حامل \_\_\_\_\_ عام حصص بمطابق شیئر رجسٹر فوئیو نمبر \_\_\_\_\_  
( بصورت سنٹرل ڈیپازٹری سسٹم اکاؤنٹ ہولڈر اکاؤنٹ نمبر \_\_\_\_\_ پارٹیشن (شرکت) آئی ڈی نمبر \_\_\_\_\_ )  
بذریعہ ذہا

محترم / محترمہ \_\_\_\_\_ ساکن \_\_\_\_\_  
جو کہ اپنی کامیابی کے لیے ہمیں بہت شکر ہے۔

( بصورت سنٹرل ڈیپازٹری سسٹم اکاؤنٹ ہولڈر اکاؤنٹ نمبر \_\_\_\_\_ پارٹیشن (شرکت) آئی ڈی نمبر \_\_\_\_\_ )  
یا اسکی غیر موجودگی میں محترم / محترمہ \_\_\_\_\_ ساکن \_\_\_\_\_  
جو کہ اپنی کامیابی کے لیے ہمیں بہت شکر ہے۔

( بصورت سنٹرل ڈیپازٹری سسٹم اکاؤنٹ ہولڈر اکاؤنٹ نمبر \_\_\_\_\_ پارٹیشن (شرکت) آئی ڈی نمبر \_\_\_\_\_ ) کو  
مورخہ 28 اکتوبر 2024ء کو منعقد ہونے والے کینی کے 33 ویں سالانہ اجلاس عام میں حق رائے دہی استعمال کرنے، تقریر اور شرکت کرنے یا کسی بھی التوا کی صورت میں اپنا / ہمارا بطور مختار  
(پراکسی) مقرر کرتا ہوں / کرتے ہیں۔

دستخط: \_\_\_\_\_ آج بروز \_\_\_\_\_ تاریخ: \_\_\_\_\_ 2024ء

گواہ:

50 روپے کار سیدی گٹ

چھپا کر

1- دستخط: \_\_\_\_\_ 2- دستخط: \_\_\_\_\_

دستخط کینی کے باں رجسٹرڈ نمونہ دستخطوں کے

مطابق ہونے چاہئیں

نام: \_\_\_\_\_ نام: \_\_\_\_\_

پتہ: \_\_\_\_\_ پتہ: \_\_\_\_\_

شناختی کارڈ نمبر: \_\_\_\_\_ شناختی کارڈ نمبر: \_\_\_\_\_

نوٹ:

- 1- اگر ایک ممبر اجلاس میں شرکت کے قابل نہیں ہے تو وہ اس فارم پر دستخط کرے اور سیکرٹری کو اس طور ارسال کرے کہ اجلاس کے انعقاد کے وقت سے کم از کم 48 گھنٹے قبل پہنچ جانا چاہئے۔
- 2- سی ڈی سی کے ذریعے حصص یافتگان پراسپیریٹی فارم کے ہر ایک ممبر کو اپنی شناختی کارڈ کی مصدقہ کاپی منسلک کریں۔
- 3- سی ڈی سی کے ذریعے حصص یافتگان جو سالانہ اجلاس میں شرکت کرنا چاہتے ہوں سے التماس ہے کہ شناخت کے مقصد کے لئے اصل کپیوٹرائزڈ قومی شناختی کارڈ بعد اپنے بینکر سے اسکی مصدقہ کاپی، اکاؤنٹ نمبر اور پارٹیشن آئی ڈی نمبر ہمراہ لائیں۔
- 4- کارپوریٹ ایسٹی کی صورت میں، بورڈ آف ڈائریکٹرز کی قرارداد / مختار نامہ کی مصدقہ کاپی مع نمونہ دستخط (اگر پہلے فراہم نہ کئے گئے ہوں) پراکسی فارم (مختار نامہ) کے ہمراہ کینی میں جمع کرانا ہوگا۔