




**Ghani Global Glass Limited**  
Pakistan's Leading Glass Tubing Company

# ***CORPORATE BRIEFING***

October 15, 2024






بِسْمِ اللَّهِ الرَّحْمَنِ الرَّحِيمِ





# ***ABOUT THE COMPANY***

- ❖ A group company of Ghani Global Group.
- ❖ One of the subsidiary of Ghani Global Holdings Limited.
- ❖ Premium European Quality Tubing Glass Manufacturing Plant in Pakistan, which is second to none.
- ❖ An “[Import Substitute](#)” saving precious foreign exchange for the country.
- ❖ Furnace capacity 22 TPD and Glass Tube Production capacity 18 TPD.
- ❖ Manufacturing specialized pharma glass i.e. Boro-silicate neutral glass USP Type -I Tube require for Pharma injectable preparations.



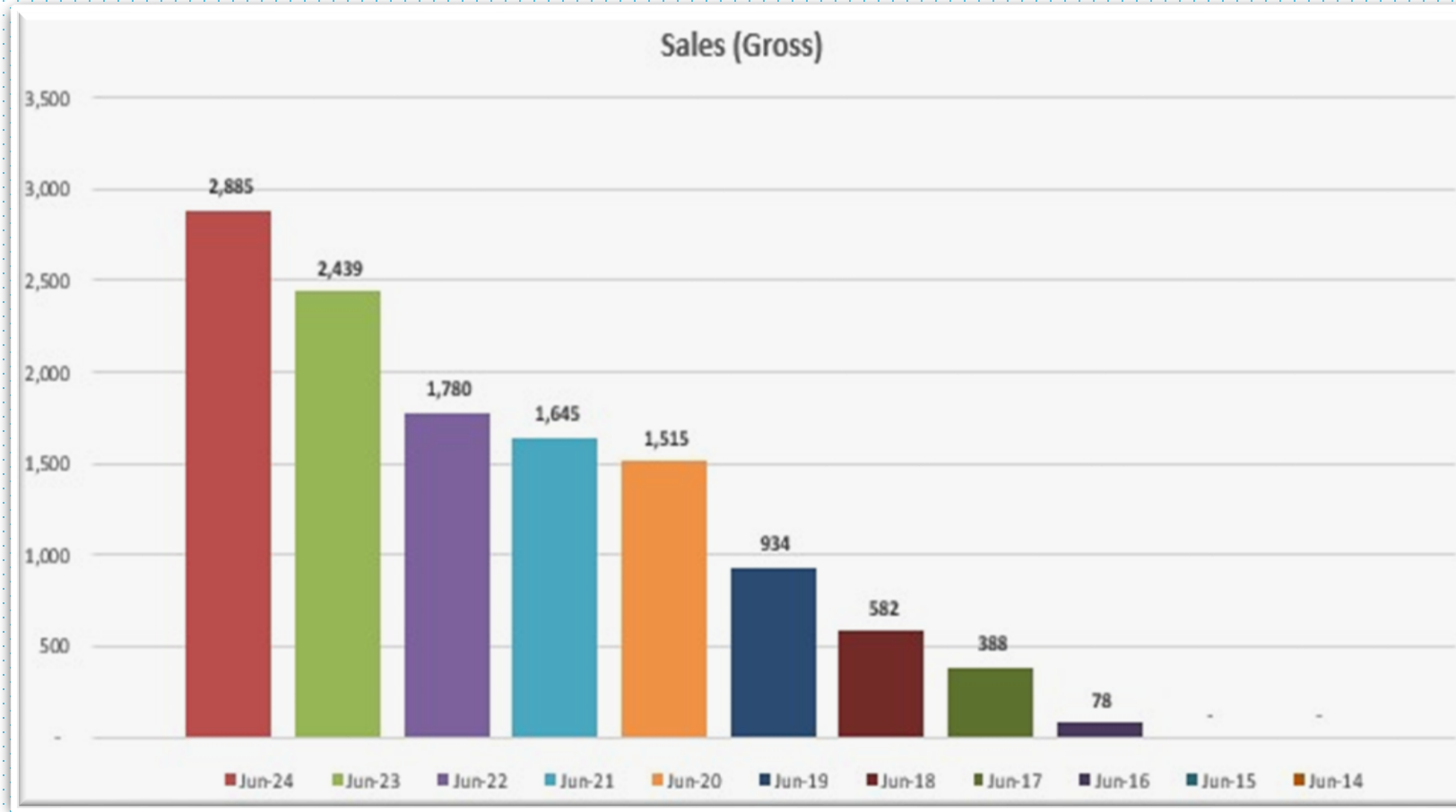
# FINANCIAL HIGHLIGHTS

PROFIT / LOSS STATEMENT & BALANCE SHEET	Rs. In Mn Except EPS									
	June-24	June-23	June-22	June-21	June-20	June-19	June-18	June-17	June-16	
Sales (gross)	2,885	2,439	1,780	1,645	1,515	934	582	388	78	
Gross profit	550	540	419	424	286	52	9	13	3	
Administrative selling distributon and other expenses	(143)	(146)	(127)	(165)	(106)	(104)	(85)	(63)	(32)	
Other Income	176	5	24	8	2	7	27	6	0	
Operating profit	583	399	316	266	182	(45)	(49)	(44)	(28)	
Profit/Loss after taxation	145	102	197	133	40	(148)	(123)	(116)	(51)	
Earning per share - basic and diluted	0.60	0.42	0.82	0.85	0.33	(1.48)	(1.23)	(1.27)	(1.02)	
No. of shares	240	240	240	240	100	100	100	100	50	
Equity	2,568	2,424	2,321	2,272	1,372	1,319	1,535	1,168	925	
Non-current liabilities	358	427	488	310	288	262	225	376	529	
Total - Current liabilities	2,292	1,853	1,277	563	774	871	816	638	264	
Non-current Assets	2,557	2,564	2,634	1,811	1,519	1,556	1,570	1,444	1,337	
Current Assets	2,662	2,139	1,452	1,332	916	897	906	738	380	



# FINANCIAL HIGHLIGHTS

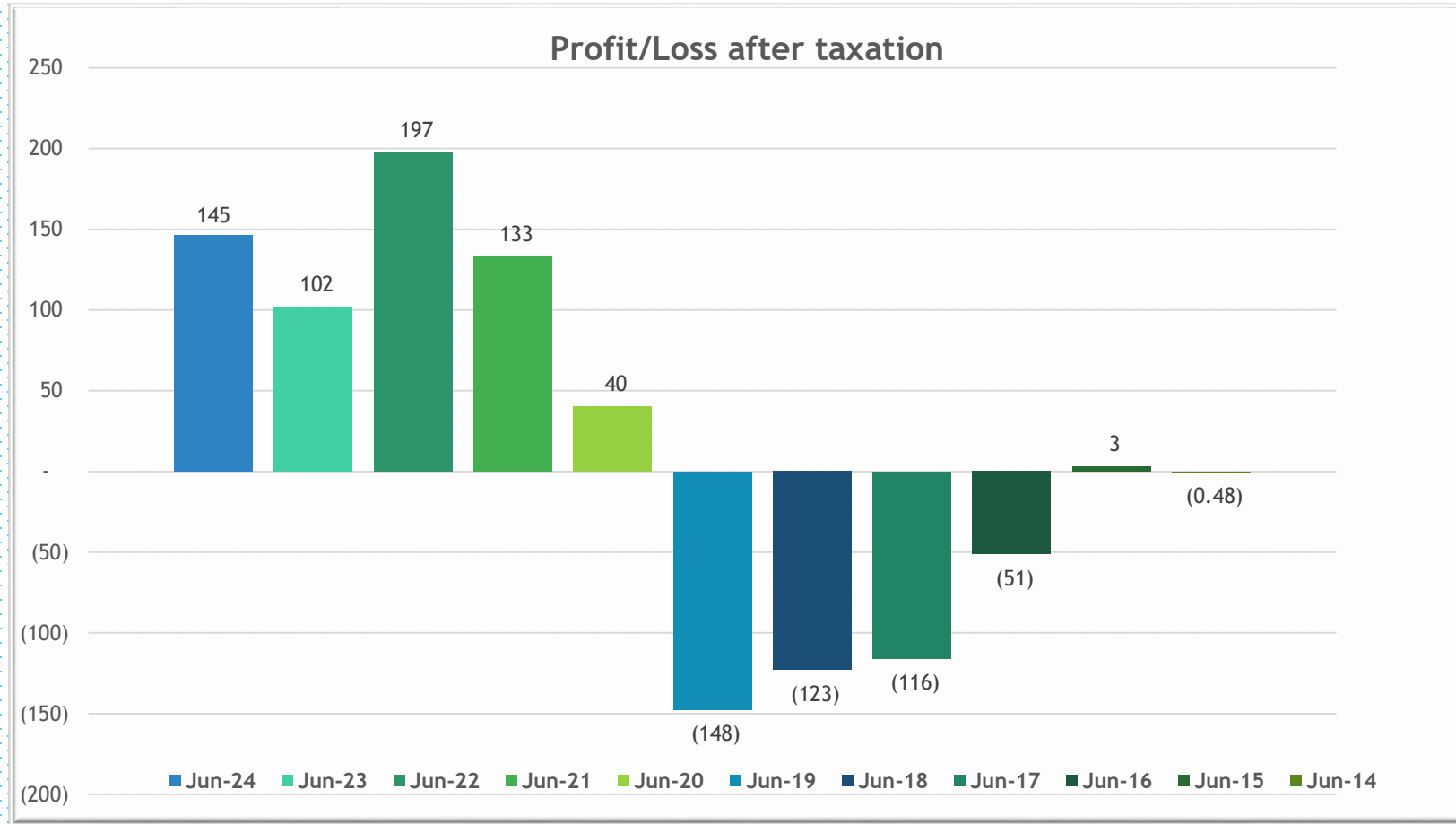
*Rs. In Million*





# FINANCIAL HIGHLIGHTS

*Rs. In Million*



# EQUITY PROFILE & RATIO

MARKET CAP (000's)	SHARES	FREE FLOAT	FREE FLOAT
1,440,000.00	240,000,000	120,000,000	50%

Historical High & Low Price	High	Low	Ratio	2024	2023	2022
1 Week	6.58	5.93	Gross Profit Margin %	22.54	26.11	27.90
1 Month	6.62	5.93	Net Profit Margin %	6.00	4.92	13.15
			Return on Capital Employed %	20.00	14.00	11.306
1 Year	8.60	5.26	Assets Turnover Ratio %	49.19	47.11	34.45
			Current Ratio	1.16	1.15	1.14
			Quick Ratio	0.69	0.70	0.73
			Interest Cover Ratio-Times	1.43	1.50	3.93

P/E RATIO
10.00





PAKISTAN STOCK EXCHANGE LIMITED

Sep 25, 2024 2:10 PM

PSX KNOWLEDGE CENTER

PSX CORPORATE WEBSITE

Symbols Search...



DATA PORTAL

My Portfolio Market Announcements Companies Reports

GGGL QUOTE PROFILE EQUITY ANNOUNCEMENTS FINANCIALS RATIOS PAYOUTS REPORTS

### Company Profile

#### BUSINESS DESCRIPTION

Ghani Global Glass Limited was incorporated in Pakistan as a private limited company on October 04, 2007 as Ghani Tableware (Private) Limited under the repealed Companies Ordinance, 1984 (now the Companies Act, 2017). The Company is principally engaged in manufacturing and sale of glass tubes, glass-ware, vials and ampules and chemicals.

#### KEY PEOPLE

<b>Atique Ahmad Khan</b>	CEO
<b>Hafiz Farooq Ahmad Khan</b>	Chairperson
<b>Farzand Ali, FCS</b>	Company Secretary

#### ADDRESS

10-N, Model Town Ext. Lahore.

#### REGISTRAR

M/S Digital Custodian Company Limited, 4-F, Perdesi house, old queen's road, Karachi

#### AUDITOR

CROWE Hussain Chaudhury & Co. Chartered Accountants

#### WEBSITE

[www.ghaniglobal.com](http://www.ghaniglobal.com)

#### Fiscal Year End

June

### Equity Profile

MARKET CAP (000's)	SHARES	FREE FLOAT	FREE FLOAT
<b>1,440,000.00</b>	<b>240,000,000</b>	<b>120,000,000</b>	<b>50.00%</b>

 **Ghani Global Glass Limited**  
Pakistan's Leading Glass Tubing Company







Sep 25, 2024 2:10 PM

PSX KNOWLEDGE CENTER

PSX CORPORATE WEBSITE

Symbols Search...



DATA PORTAL

(0.47%) 16,681.43

(0.38%) 22,156.03

(2.53%) 12,196.25

(1.12%) 22,615.51

(1.24%)

My Portfolio Market Announcements Companies Reports

GGGL QUOTE PROFILE EQUITY ANNOUNCEMENTS FINANCIALS RATIOS PAYOUTS REPORTS

### Ghani Global Glass Limited

GLASS & CERAMICS

Rs.6.00 ▲ 0.03(0.50%)

1D 1M 6M YTD 1Y 3Y 5Y

As of Wed, Sep 25, 2024 2:09 PM



Market data powered by capitalstake.com. Provided by PSX.

REG FUT ODL

OPEN	HIGH	LOW	VOLUME
6.08	6.08	5.90	381,768

CIRCUIT BREAKER	DAY RANGE	52-WEEK RANGE
4.97 – 6.97	5.90 – 6.08	5.26 – 8.60

ASK PRICE	ASK VOLUME	BID PRICE	BID VOLUME
6.00	4,004	5.94	50

LDCP	VAR	HAIRCUT	P/E RATIO (TTM) **
5.97	17.00	22.50	11.76

1-YEAR CHANGE *	YTD CHANGE *
▲ 1.87%	▼ -10.71%

\*\* Based on unconsolidated financials  
\* Returns not adjusted for payouts



**G<sup>3</sup> Ghani Global Glass Limited**  
Pakistan's Leading Glass Tubing Company

## ***CURRENT PERFORMANCE***


- ❖ During the year 2024, the company achieved reasonable profits Rs.145 Million.
- ❖ Plant is running at optimum capacity utilization, Alhamdulillah.
- ❖ By the grace of Almighty Allah, the Company has captured 70% business of Chinese glass tube market.
- ❖ As regards the European glass tube market in Pakistan, almost **15-20%** market share being served by GGGL and our target is to cover more than **50%** in next 1-2 years.






# VALUE ADDITION BUSINESS

- ❖ The company is performing very well in Value Addition Business by Manufacturing of **Ampoules and Vials** from in house Glass Tubes.
- ❖ There are **16 Ampoules machines**, blend of European, Indian machines
- ❖ In addition to above there are **5 Vials manufacturing** machines.
- ❖ Our **Ampoules manufacturing** is also increasing tremendously.
- ❖ Production capacity of Ampoules is up to **40 Million** plus per month Alhamdulillah.
- ❖ The company has successfully converted most of the high end **National companies and MNCs** across Pakistan on GGGL tubing who were using only from high cost European tubing.
- ❖ We are actively working with other companies and also pursuing them to **switch to our glass tubing**.
- ❖ Negotiation are under way with tube consumers in other countries like **MENA region, Latin America ,South Asia, and other African countries**.



# ***FUTURE OUTLOOK GLOBAL PRESENCE/ OVERSEAS BUSINESS***

Six High tech Ampoules Machines are being acquired from **Europe**. This will add value and contribute in profit margins as glass tube of GGGL due to increase in production capacities of ampoules from 40 million ampoules to 55 million plus ampoules monthly.







 **Ghani Global Glass Limited**  
Pakistan's Leading Glass Tubing Company