

Ghani Global Group

Ghani Global Holdings Limited

CORPORATE BRIEFING

October 15, 2024



Ghani Global Holdings Limited

Ghani Global Group

ABOUT THE COMPANY

- Principal activity of the company, is to manage investments in its subsidiary & associated companies and also in trade business of various chemical related products.



GHANI GLOBAL HOLDING LIMITED

Subsidiary

GHANI CHEMICAL INDUSTRIES
LIMITED 55.96% HOLDING

Subsidiary

GHANI GLOBAL GLASS LIMITED
50.10% HOLDING

Subsidiary Company Name	Investment Shares	Shareholding	Face Value of Investment (Rs)
GCIL	279,905,983	55.96%	1,685,034,018
GGGL	120,235,680	50.10%	723,818,793



Ghani Global Group

Ghani Global Holdings Limited

FINANCIAL HIGHLIGHTS

Particulars	June 2024 Rs in Million	June 2023 Rs in Million
Annual Gross Sales	204	167
Gross Profit	13	23
Other Income	41	10
Profit after taxation	24	16
Non- Current assets	3,581	3,581
Current Assets	356	221
Current Liabilities	127	16
Ordinary Share capital	3,541	3,541
Un-appropriated Profit	270	246




Ghani Global Group

Ghani Global Holdings Limited

CONSOLIDATED FINANCIAL HIGHLIGHTS

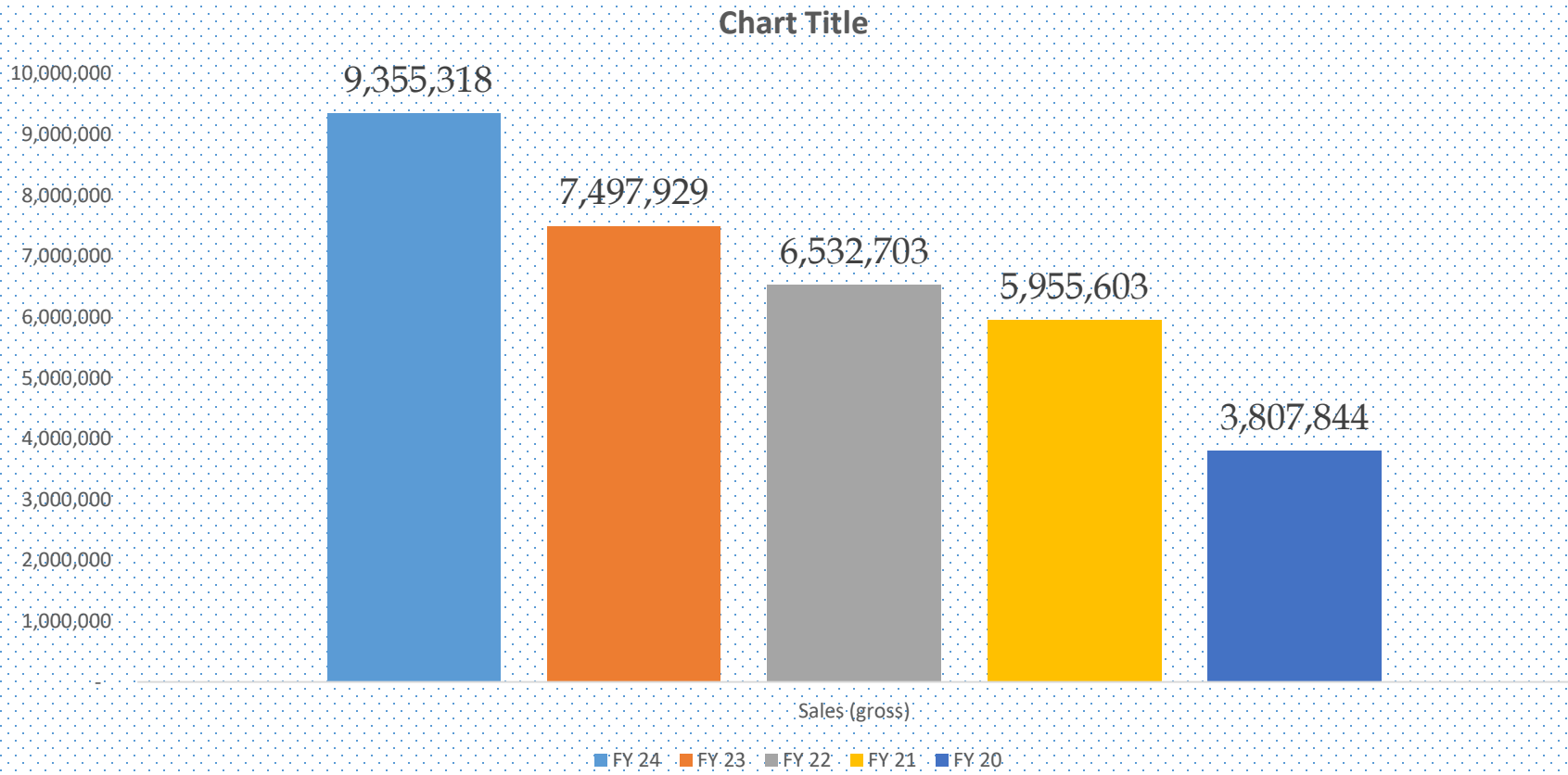
PROFIT / LOSS STATEMENT	FY 24	FY 23	FY 22	FY 21	FY 20
Sales (gross)	9,355,318	7,497,929	6,532,703	5,955,603	3,807,844
Gross profit	2,175,772	2,023,712	2,190,334	2,081,940	780,987
Profit/ (Loss) after tax	935,120	625,991	1,060,052	549,410	-119,752
Financial data					
Fixed assets	14,035,486	10,654,473	9,297,987	5,362,024	5,357,365
Current assets	7,352,657	6,750,690	5,638,895	3,420,798	2,236,162
Current liabilities	4,735,696	3,218,425	3,276,647	2,313,225	2,608,315
Shareholder's equity	8,054,825	7,396,195	6,738,658	4,165,097	3,500,240
Non controlling interest	4,889,818	4,375,440	3,687,807	1,627,232	300,366
Finances and deposits	2,017,320	1,696,294	1,288,096	1,933,780	1,699,232
Deferred Liabilities	1,690,574	718,809	456,314	333,575	208,563
Earning per-share (Rs.)	1.48	1.03	1.7	2.04	-0.69



Ghani Global Group

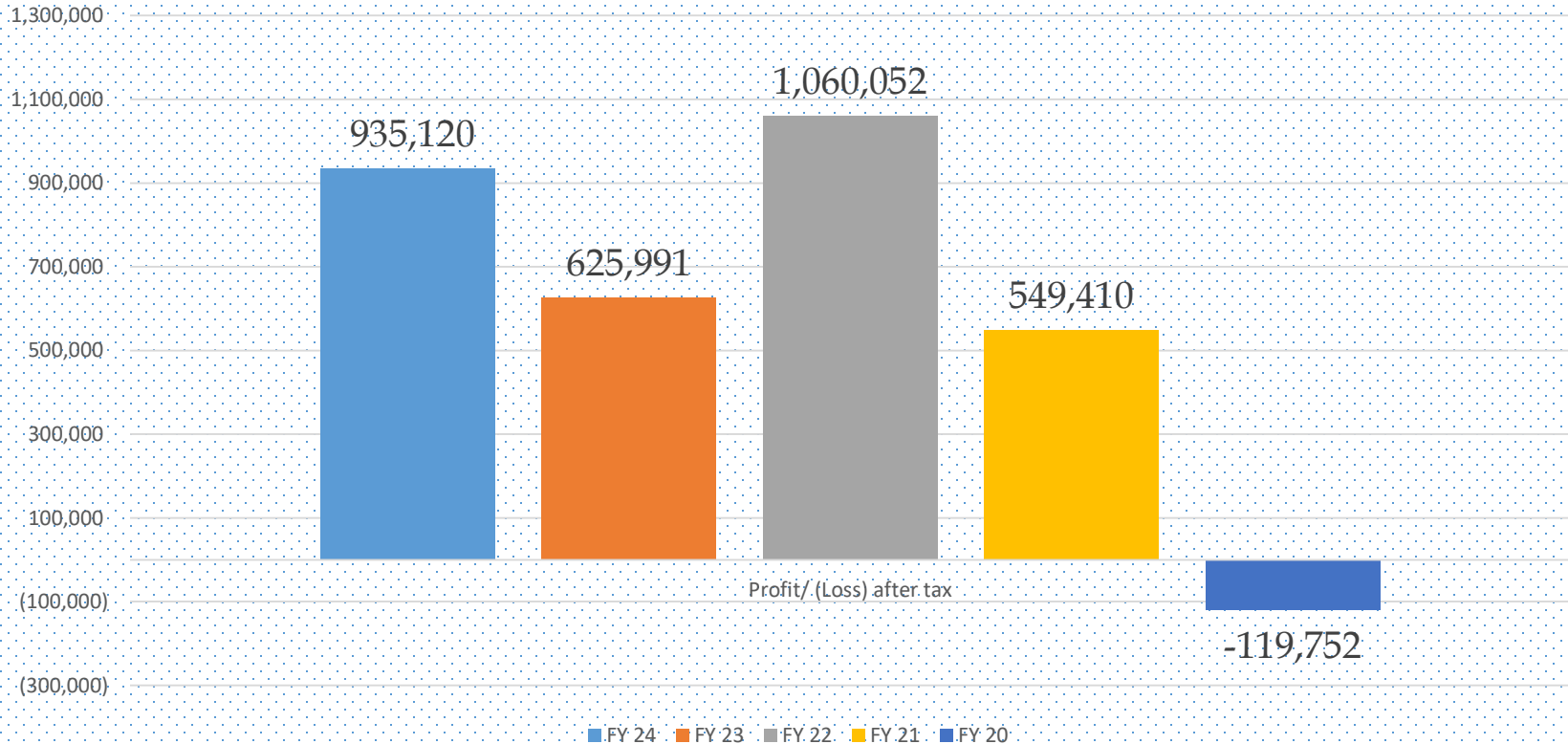
Ghani Global Holdings Limited

CONSOLIDATED FINANCIAL HIGHLIGHTS



Ghani Global Holdings Limited

CONSOLIDATED FINANCIAL HIGHLIGHTS



Ghani Global Holdings Limited



Sep 25, 2024 3:03 PM

PSX KNOWLEDGE CENTER

PSX CORPORATE WEBSITE

Symbols Search...

DATA PORTAL

My Portfolio Market Announcements Companies Reports

MZNPI	16,688.37	▲ 70.34 (0.42%)	JSMFI	22,161.49	▲ 551.64 (2.55%)	ACI	12,183.97	▲ 122.99 (1.02%)	JSGBKT	22,729.40	▲ 391.47 (1.75%)	MII30	11,708.39	▲ 58.10 (0.50%)	HBLTTI	14,932.28 29-08-2024	▲ 0.26 (0.00%)
-------	-----------	--------------------	-------	-----------	---------------------	-----	-----------	---------------------	--------	-----------	---------------------	-------	-----------	--------------------	--------	-------------------------	-------------------

GGL QUOTE PROFILE EQUITY ANNOUNCEMENTS FINANCIALS RATIOS PAYOUTS REPORTS

Ghani Global Holdings Limited
CHEMICAL

Rs.9.24 ▲ 0.13(1.43%)



REG	FUT	ODL	
OPEN	HIGH	LOW	VOLUME
9.24	9.26	9.10	573,906
CIRCUIT BREAKER	DAY RANGE	52-WEEK RANGE	
8.11 – 10.11	9.10 – 9.26	8.71 – 14.30	
ASK PRICE	ASK VOLUME	BID PRICE	BID VOLUME
9.24	70	9.22	3,101
LDCP	VAR	HAIRCUT	P/E RATIO (TTM) **
9.11	12.00	22.50	112.00
1-YEAR CHANGE *	YTD CHANGE *		
▼ -2.94%	▼ -17.57%		

MARKET CAP (000's)
3,272,065.01

SHARES
354,119,590

FREE FLOAT
177,059,795


FREE FLOAT
50.00%

Ghani Global Holdings Limited

ABOUT SUBSIDIARY

Ghani Chemical Industries Limited (GCIL)

- Holding % 55.96.
- This company is principally engaged in manufacturing, sales and trading of medical & industrial gases and chemicals.
- Authorized share capital of Rs. 5,500,000,000/- @ Rs. 10 per share.
- Paid up Share capital is divided into 500,187,900 of Rs. 10 each.



Ghani Global Group

Ghani Global Holdings Limited

Ghani Chemical Industries Limited

Financial Highlights

GHANI CHEMICAL INDUSTRIES LTD.

PROFIT / LOSS STATEMENT

PKRmn	FY 24	FY 23	FY 22	FY 21	FY 20
Sales - Gross	6,395	5,123	4,909	4,351	2,333
Gross Profit	1,613	1,460	1,749	1,657	494
Administrative selling and Distributive & other Expenses	491	484	597	537	425
Other income	551	331	285	55	29
Profit before tax	1,283	932	1,208	967	(224)
Profit after tax	785	508	871	691	(161)
Earning per share (EPS)	1.58	1.06	2.05	4.88	(1.22)
EBITTDA	1,864	1,475	1,587	1,310	211
EBIT	1,673	1,307	1,456	1,175	97

Ghani Global Holdings Limited



Ghani Chemical Industries Limited

Financial Highlights

GHANI CHEMICAL INDUSTRIES LTD.

BALANCE SHEET

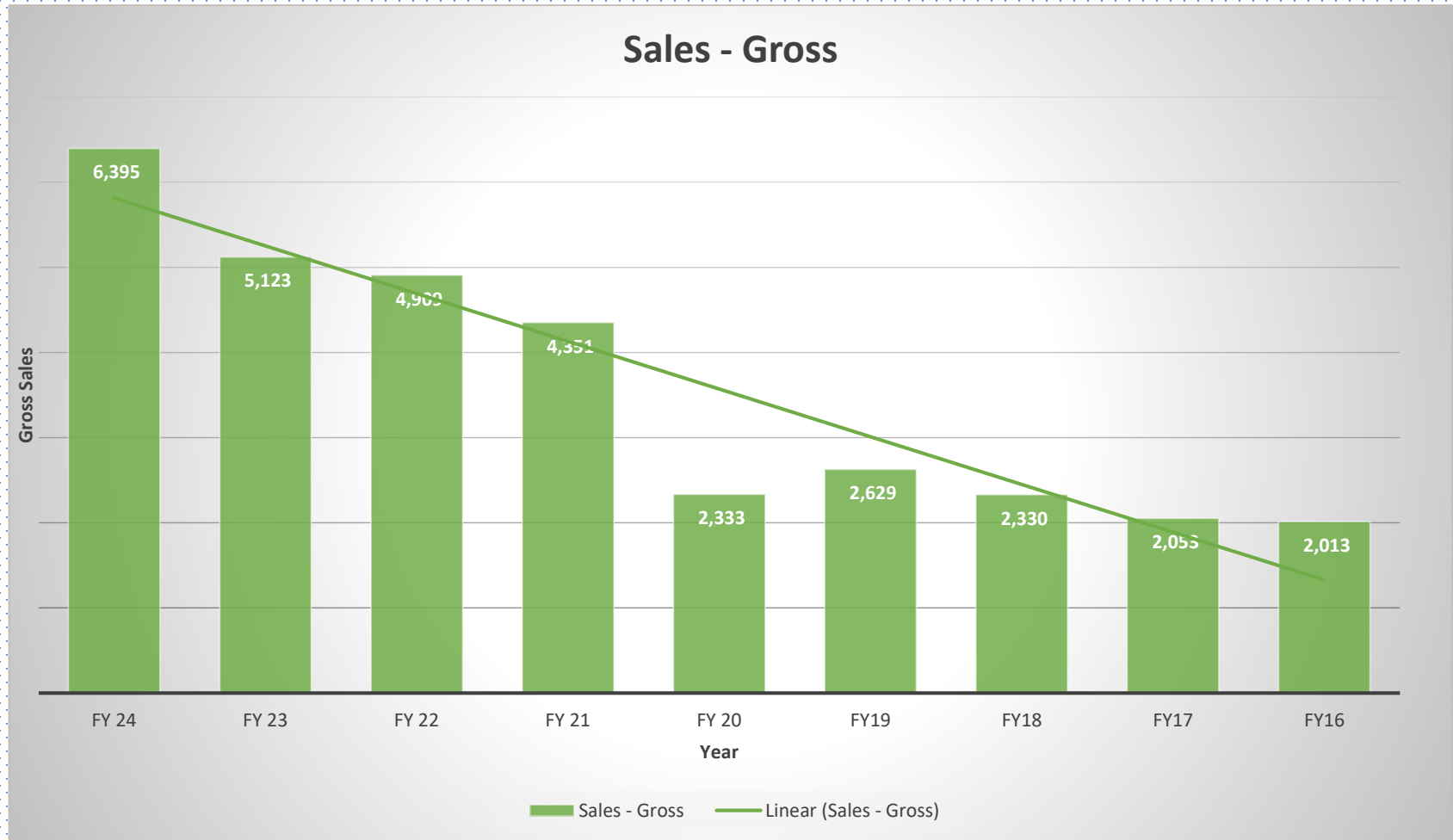

PKRmn	FY 24	FY 23	FY 22	FY 21	FY 20
No of Shares	5,001.88	5,001.00	4,347.00	153.53	115.00
Shareholder Equity	9,852	8,829	7,604	2,912	2,099
Total long term liability	3,349	1,988	1,426	1,344	1,423
Total Current Liabilities	3,678	2,310	2,406	1,734	1,854
Total Equity & Liabilities	16,879	13,126	11,435	5,990	5,375
Non Current Assets	11,185	7,777	6,351	4,198	4,035
Current Assets	5,695	5,350	5,085	1,792	1,340
Total current & non-current Assests	16,879	13,127	11,435	5,990	5,375



Ghani Global Group

Ghani Global Holdings Limited

Financial Highlights

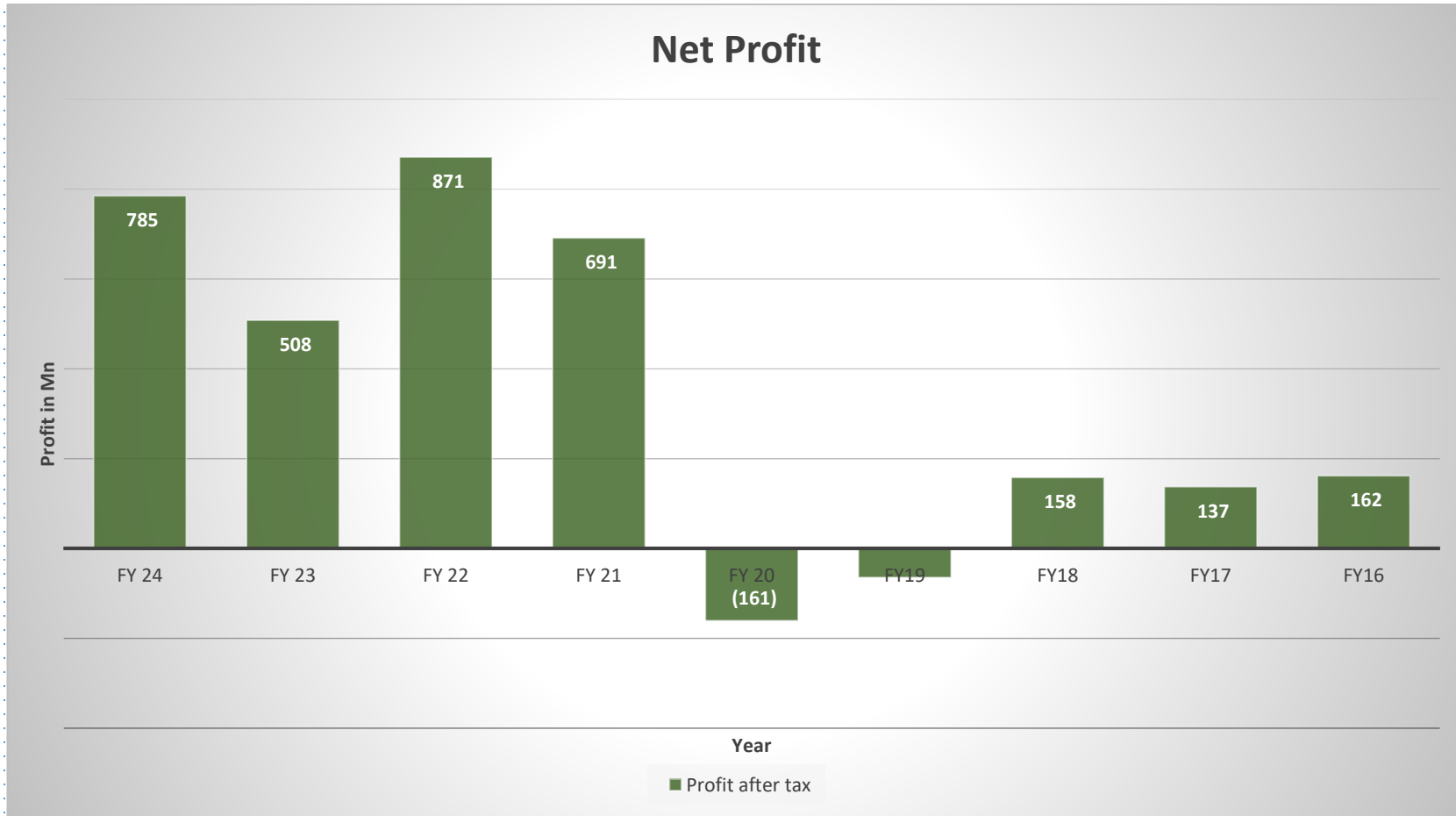


Ghani Global Holdings Limited

Financial Highlights



Ghani Global Group



Ghani Global Holdings Limited

Ghani Chemical Industries Limited

Current & Future Outlook

Three important contracts have been signed by GCIL, which is contributing to enhance profitability, liquidity and long term growth, which are:

1. Long Term Supply Agreement with Engro Polymer & Chemicals Limited (EPCL) for the Supply of Oxygen and Nitrogen Gases for a period of 15 years.
2. Five year contract with Attock Refinery Limited for supply of Liquid Nitrogen
3. Long term contract established with LOTTE Pakistan on rate running basis.



LOTTE
LOTTE AKHTAR BEVERAGES

Lifetime Value Creator



Ghani Global Holdings Limited

Ghani Chemical Industries Limited

Future Outlook

GCIL –V – Hattar:


5th ASU Plant Commissioning in Year 2024, In-Sha-Allah, is under process

Prod. Capacity of 275 TPD

This will be the largest manufacturing plant of industrial & medical gases in Pakistan with high efficiency and cost effectiveness.

Location, Hattar industrial Estate, KPK

Ghani Global Holdings Limited



ABOUT SECOND SUBSIDIARY

Ghani Global Glass Limited (GGGL)

ABOUT COMPANY

- shareholding % **50.10**.
- A public limited company, listed at Pakistan Stock Exchange.
- Premium European Quality Tubing Glass Manufacturing Plant, which is second to none.
- An “[Import Substitute](#)” savings precious foreign exchange for the country.
- Furnace capacity 22 TPD and Production capacity 18 TPD.
- Manufacturing specialized pharma glass i.e. Boro-silicate neutral glass USP Type-I Tube require for Pharma injectable preparations.



Ghani Global Group

Ghani Global Holdings Limited

Ghani Global Glass Limited

Financial Highlights

GHANI GLOBAL GLASS LTD.
KEY OPERATING AND FINANCIAL DATA
SIX YEARS AT A GLANCE

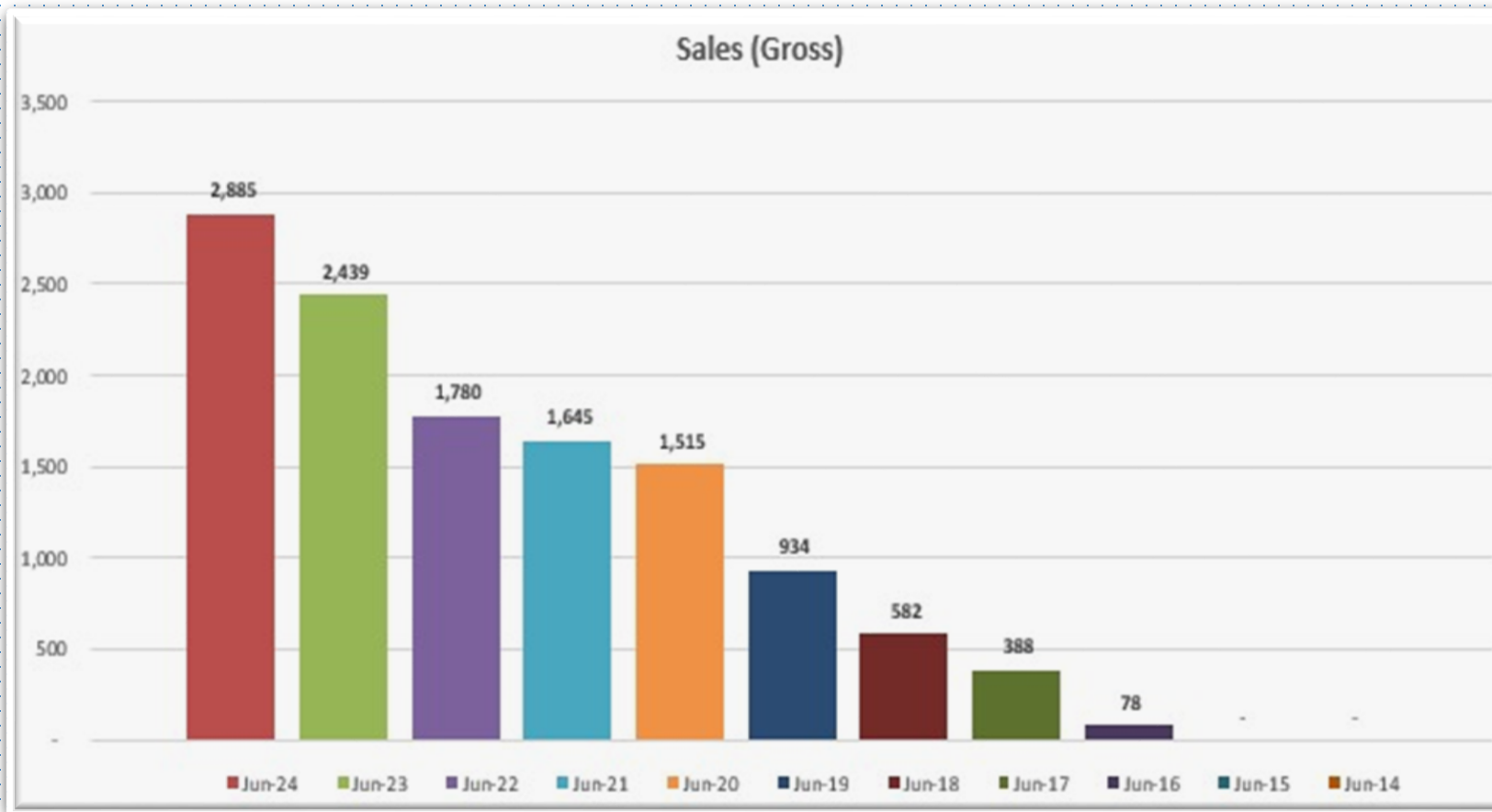
PROFIT / LOSS STATEMENT & BALANCE SHEET	Rs. In Mn								
	June-24	June-23	June-22	June-21	June-20	June-19	June-18	June-17	June-16
Sales (gross)	2,885	2,439	1,780	1,645	1,515	934	582	388	78
Gross profit	550	540	419	424	286	52	9	13	3
Administrative selling distributon and other expenses	(143)	(146)	(127)	(165)	(106)	(104)	(85)	(63)	(32)
Other Income	176	5	24	8	2	7	27	6	0
Operating profit	583	399	316	266	182	(45)	(49)	(44)	(28)
Profit/Loss after taxation	145	102	197	133	40	(148)	(123)	(116)	(51)
Earning per share - basic and diluted	0.60	0.42	0.82	0.85	0.33	(1.48)	(1.23)	(1.27)	(1.02)
No. of shares	240	240	240	240	100	100	100	100	50
Equity	2,568	2,424	2,321	2,272	1,372	1,319	1,535	1,168	925
Non-current liabilities	358	427	488	310	288	262	225	376	529
Total - Current liabilities	2,292	1,853	1,277	563	774	871	816	638	264
Non-current Assets	2,557	2,564	2,634	1,811	1,519	1,556	1,570	1,444	1,337
Current Assets	2,662	2,139	1,452	1,332	916	897	906	738	380

Ghani Global Holdings Limited



Ghani Global Glass Limited

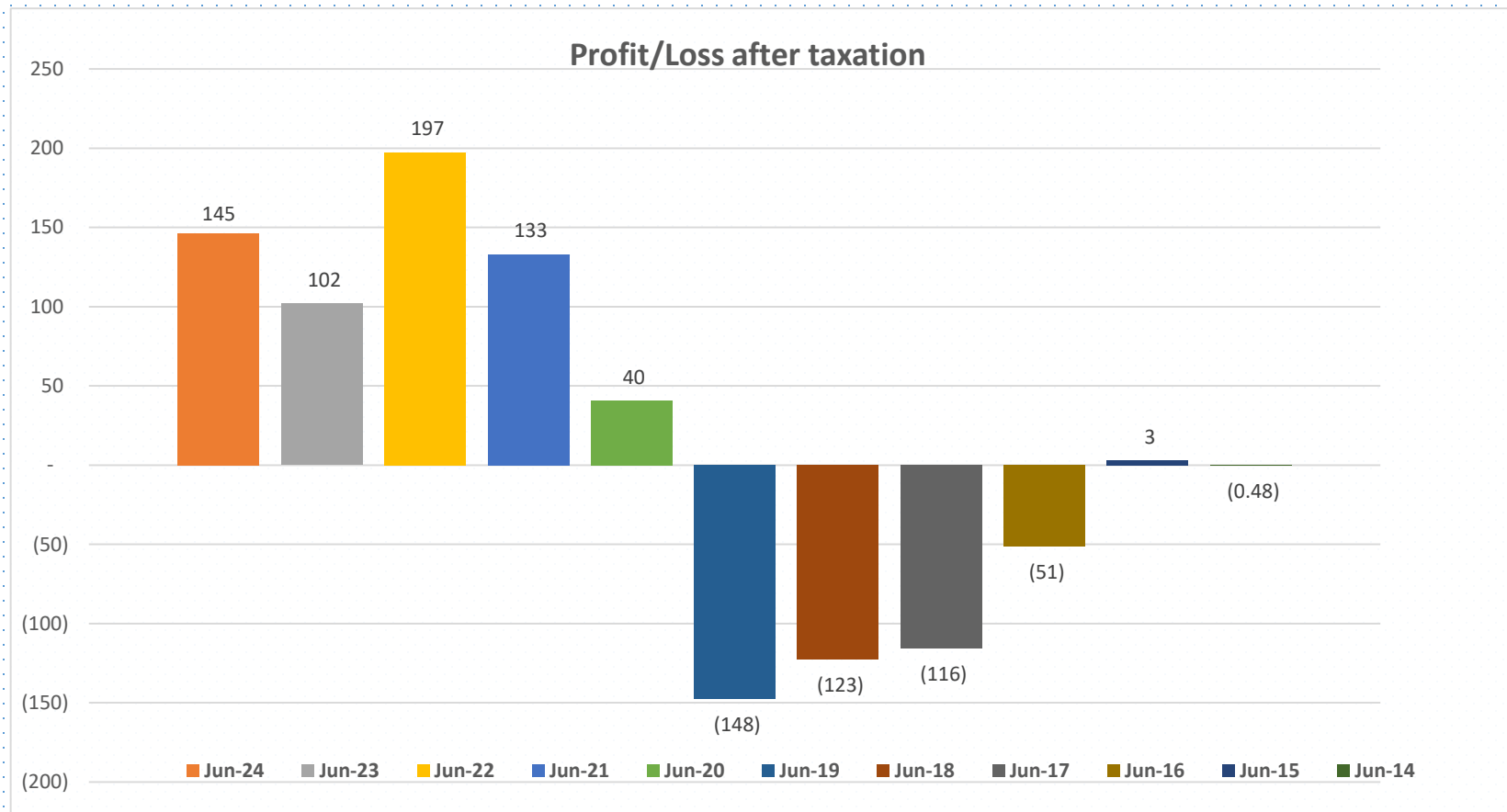
Financial Highlights



Ghani Global Holdings Limited

Ghani Global Glass Limited

Financial Highlights



Ghani Global Holdings Limited

Ghani Global Glass Limited

Current Performance & Future Outlook

- In year 2024 the company has been able to achieve reasonable profits Rs.145 Million.
- Plant is running at optimum capacity utilization Alhamdulillah.
- Now, Alhamdulillah we are in the position that almost 70% of the Chinese glass tube market has been obtained and being served by Ghani Global Glass Ltd.
- As regards the European glass tube market in Pakistan, almost **15-20%** market share being served by GGGL and we have targeted to achieve this European glass tube market more than 50% share as well



Ghani Global Holdings Limited

Ghani Global Glass Limited

Current Performance & Future Outlook

- The company also performing very well in Value Addition Business by Manufacturing of **Ampoules and Vials** from in house Glass Tube produced.
- There are mix of **16 Ampoules machines**, blend of European, Indian machines
- In addition to above there are **5 Vials manufacturing** machines.
- Our **production of Ampoules** is also increasing tremendously.
- Production capacity of Ampoules is up to **40 Million** plus per month Alhamdulillah.



Ghani Global Group

Ghani Global Holdings Limited



- The company has successfully converted most of the high end **National companies and MNCs** across Pakistan on Ghani Global Glass tubing who were using only from high cost European tubing.
- We are actively working with other companies and also pursuing them to **switch to our glass tubing**.
- Negotiation are under way with tube consumers in other countries like **MENA region, Latin America ,South Asia, and other African countries**.
- Six High tech Ampoules Machines are being acquired from **Europe**. This will add value and contribute in profit margins as glass tube of GGGL due to increase in production capacities of ampoules from 40 million ampoules to 55 million plus ampoules monthly. With this Ghani Global Glass will be the market leader enjoying more than 25% market share

Ghani Global Holdings Limited



Ghani Global Holdings Limited