



KOHINOOR MILLS LIMITED

Registered Office and Mills 8th K M Manga Raiwind Road, District Kasur
Tel 92-42-35391941-5 UAN +92-42-111-941-941, +92-333-4998801-8 Fax 092-42-35391946
National Tax Number 0658184-6

CONFIDENTIAL AND SEALED

Through PUCAR and Courier

Corp /KML/SE /24
October 24, 2024

→ The General Manager
Pakistan Stock Exchange Limited
Stock Exchange Building
Stock Exchange Road
KARACHI

Subject **Financial Results for the First Quarter Ended September 30, 2024**

Dear Sir,

We like to inform you that the Board of Directors of the Company in their meeting held on October 24, 2024, at 12 30 hrs at 8 Kilometer Manga Raiwind Road, District Kasur, recommended the following -

Cash Dividend	<u>NIL</u>
Bonus Shares	<u>NIL</u>
Right Shares	<u>NIL</u>
Any Other entitlement/Corporate Action	<u>NIL</u>
Any other price sensitive information	<u>NIL</u>

The Financial results of the Company for the first quarter ended September 30, 2024, are attached and will also suffice to the disclosure requirements of Sections 96 and 131 of the Securities Act, 2015

Further to confirm that the above said accounts of the Company will be transmitted through PUCARS and will be placed on the website of the Company i e , www.kohinoormills.com, within the specified time

Thank you,

Yours truly,
for **Kohinoor Mills Limited**

MUHAMMAD RIZWAN KHAN
Company Secretary

CC to Executive Director / HOD
Offsite-II/Department, Supervision Division
Securities and Exchange Commission of Pakistan
63, NIC Building, Jinnah Avenue , Blue Area
ISLAMABAD



KOHINOOR MILLS LIMITED

STATEMENT OF PROFIT OR LOSS (Un-audited)
FOR THE QUARTER ENDED 30 SEPTEMBER 2024



	30-Sep-2024 Rupees	30-Sep-2023 Rupees
REVENUE	7,020,089,367	7,572,530,796
COST OF SALES	(6,090,215,389)	(6,056,378,318)
GROSS PROFIT	929,873,978	1,516,152,478
DISTRIBUTION COST	(341,616,223)	(349,906,220)
ADMINISTRATIVE EXPENSES	(168,887,779)	(206,317,854)
OTHER EXPENSES	(11,403,450)	(71,956,199)
	(521,907,452)	(628,180,272)
	407,966,526	887,972,206
OTHER INCOME	42,591,550	49,889,861
PROFIT FROM OPERATIONS	450,558,076	937,862,067
FINANCE COST	(365,214,372)	(474,776,141)
PROFIT BEFORE TAXATION AND LEVY	85,343,704	463,085,926
LEVY	(70,306,732)	(75,737,136)
PROFIT BEFORE TAXATION	15,036,972	387,348,790
TAXATION	(4,161,224)	(4,786,419)
PROFIT AFTER TAXATION	10,875,748	382,562,371
EARNINGS PER SHARE - BASIC AND DILUTED	0 21	7 51



CHIEF EXECUTIVE



CHIEF FINANCIAL OFFICER



DIRECTOR

