


212-Cotton Exch. Building,
I.I Chundrigar Road, Karachi (Pakistan)
UAN: +92 21 111-000-100, +92 21 3241 0930

4th Floor Tricon Corporate Center
73-E Main Jail Road, Lahore (Pakistan)
UAN: +92 42 111-000-100, +92 42 3575 0410



Sapphire Textile Mills Limited

The General Manager,
Pakistan Stock Exchange Ltd.,
Stock Exchange Building,
Stock Exchange Road,
Karachi

Dated: October 29, 2024

Sub: Financial Results for the 1st Quarter Ended September 30th, 2024


Dear Sir,

We have to inform you that the Board of Directors of our company in their Meeting held on **29th October, 2024**, at 3.30 p.m., at Lahore and/or through zoom, approved the following:

- i) The Company's standalone financial results are attached in **Annexure A**.
- ii) The Consolidated financial results of the Company and its subsidiaries are attached as **Annexure B**.

The Company's Quarterly Reports for the period ending September 30th, 2024, will be transmitted through PUCARS separately within the specified time.

Yours truly,
For Sapphire Textile Mills Limited


Company Secretary





SAPPHIRE TEXTILE MILLS LIMITED
UNCONSOLIDATED CONDENSED INTERIM STATEMENT OF PROFIT OR LOSS (UN-AUDITED)
FOR THE FIRST QUARTER ENDED SEPTEMBER 30, 2024

Annexure A

	September 30,	
	2024	2023
	----- Rupees -----	
Net turnover	23,559,078,118	19,747,024,628
Cost of sales	(19,790,546,414)	(16,537,737,927)
Gross profit	3,768,531,704	3,209,286,701
Distribution cost	(831,494,692)	(568,733,536)
Administrative expenses	(266,785,622)	(218,745,473)
Other operating expenses	(105,215,307)	(67,089,075)
Other income	325,255,539	450,016,519
Profit from operations	2,890,291,622	2,804,735,136
Finance cost	(1,281,324,102)	(1,754,344,208)
Profit before revenue tax, income tax and levy	1,608,967,520	1,050,390,928
Final taxes - levy	(56,447,437)	(337,139,895)
Profit before income tax	1,552,520,083	713,251,033
Income tax expense	(518,965,161)	(675,000)
Profit for the period	1,033,554,922	712,576,033
Earnings per share		
- basic and diluted	47.65	32.85



For Sapphire Textile Mills Limited



Company Secretary

SAPPHIRE TEXTILE MILLS LIMITED
CONSOLIDATED CONDENSED INTERIM STATEMENT OF PROFIT OR LOSS (Un-audited)
FOR THE FIRST QUARTER ENDED SEPTEMBER 30, 2024 **Annexure B**

	September 30,	
	2024	2023
	----- Rupees -----	
Net turnover	38,454,630,175	37,431,074,643
Cost of sales	(27,809,248,062)	(25,328,488,300)
Gross profit	10,645,382,113	12,102,586,343
Distribution cost	(2,170,726,259)	(1,479,010,709)
Administrative expenses	(732,882,382)	(472,425,534)
Other operating expenses	(128,967,197)	(95,852,390)
Other income	624,023,834	616,764,187
Profit from operations	8,236,830,109	10,672,061,897
Finance cost	(2,638,601,045)	(3,325,291,511)
Share of profit of associated companies	40,358,297	58,413,070
Profit before revenue tax, income tax and levy	5,638,587,361	7,405,183,456
Final taxes - levy	(56,447,437)	(337,139,895)
Profit before income tax	5,582,139,924	7,068,043,561
Income tax expense	(736,340,709)	(187,798,928)
Profit after taxation for the period	4,845,799,215	6,880,244,633
Attributable to:		
Equity holders of the parent	3,402,159,247	4,519,532,476
Non-controlling interest	1,443,639,968	2,360,712,157
	4,845,799,215	6,880,244,633
Earnings per share - basic and diluted	156.86	208.37

For Sapphire Textile Mills Limited



Company Secretary