

First Quarterly Report

2024



Table of Content

About Us

Company Information

03

Business Review

Director's Report

Director's Report (Urdu)

04 - 08

Unconsolidated Financial Statements

Condensed Interim Statement of Financial Position

Condensed Interim Statement of Profit or Loss & Other Comprehensive Income

Condensed Statement of Changes in Equity

Condensed Statement of Cash Flows

Notes to the Condensed Interim Financial Statements

09 - 19

Consolidated Financial Statements

Condensed Interim Statement of Financial Position

Condensed Interim Statement of Profit or Loss & Other Comprehensive Income

Condensed Statement of Changes in Equity

Condensed Statement of Cash Flows

Notes to the Condensed Interim Financial Statements

20 - 31

Company Information

Board of Directors

Mr. Zaheer Dodhia (Chairman)
Ms. Musharaf Hai
Ms. Nadia Ishtiaq
Mr. Asim Zafar
Mr. Adil Ahmed
Mr. Sarocsh Ahmed

Chief Executive Officer

Mr. Sarocsh Ahmed

Chief Financial Officer

Mr. Ayaz Ahmed

Company Secretary

Mr. Farhaj Khan

Auditors

Rahman Sarfaraz Rahim Iqbal Rafiq,
Chartered Accountants

Registrar

F.D Registrar (Private) Limited

Bankers

Bank AL Habib Limited
JS Bank Limited
MCB Bank Limited

Head Office

56 - A, Street 2, Khaild Commercial
Area, Phase 7 Ext., DHA, Karachi.

Other Offices

Islamabad

Shahawaiz Center Plot No.8-C Sector F-8 Markaz
Islamabad.

Lahore

2nd Floor, 215 FF, DHA Phase 4, Lahore 54000.

Karachi

2nd Floor, Plot No. 45-C,
Kh-e-Shahbaz Lane 4, Phase VI, D.H.A., Karachi,
Pakistan

Director's Report

We are pleased to present the unaudited condensed Unconsolidated and Consolidated accounts for the quarter ending September 30, 2024.

Financial Performance

During the period under review despite inflationary pressures, the company recorded a revenue higher than that of the corresponding period last year. Export stood at 54% of the total revenue. Company recorded a higher profit after tax over the same period last year.

Unconsolidated

(Amounts in PKR)	Q1-2025	Q1-2024	YoY
Revenue	125,998,047	57,706,728	118%
Gross Profit	65,409,679	46,430,136	41%
Operating Profit	30,452,137	22,904,909	33%
Profit before Taxation	22,798,840	21,607,045	06%
Profit after Taxation	19,920,922	15,341,002	30%
Number of Shares	285,245,524	285,245,524	-
EPS Basic and Diluted	0.07	0.05	30%

Consolidated

(Amounts in PKR)	Q1-2025	Q1-2024	YoY
Revenue	179,177,457	118,597,895	51%
Gross Profit	111,966,641	87,762,442	28%
Operating Profit	58,464,183	47,289,963	24%
Profit before Taxation	50,326,207	45,415,688	11%
Profit after Taxation	41,302,728	37,578,813	10%
Number of Shares	285,245,524	285,245,524	-
EPS Basic and Diluted	0.14	0.13	10%

Business Review

- The company successfully renewed all the due agreements with its customers. Company's average contract length is five years which is a reflection of their trust and confidence in our services and products.
- The company successfully signed new clients in both Pakistan and international markets, including several notable names, such as:
 - Faysal Bank Limited
 - Karachi Water & Sewerage Corporation
 - EFU Life Assurance Limited
- During the quarter, transformation and interactive verticals stayed strong while the Survit and Mobits verticals started recording initial revenues.
- The company announced launch of Vidfy.ai, new AI-powered platform, developed in-house, that specializes in creating tailored video messages that empower businesses, brands, content creators and influencers to engage diverse audience effectively. Vidfy is poised to meet the rising global demand for scalable, localized video content. Vidfy is expected to contribute towards company export revenues.
- The company has established wholly owned subsidiary in UAE. This subsidiary will pave the way for global launch and scaling of the intellectual properties (products), developed in-house.

This new entity will enhance Symmetry Group's credibility and provide greater access to business opportunities across the GCC and international markets. It will also offer increased flexibility in forming partnerships, joint ventures, and securing international contracts. Moreover, this strategic move will enable more efficient financial structuring and operational optimization, while exploring innovative business opportunities and global strategic investments.

Future Look

- In an effort to expand its global reach the company is aligning partners for launch of products and services in the Singapore and KSA markets. Both these markets are high value and launch in these markets is expected to contribute greatly to the export revenues of the company in future.
- Progress on development of the IPs (new products) was as per schedule hence the company is expecting to launch the IPs on the target future dates.

Acknowledgments

The Board wishes to express its gratitude to the esteemed customers, financial partners, and other stakeholders of the company and its subsidiaries for their cooperation and support. The Board deeply values the tireless efforts and commitment exhibited by the management and all employees within the Group.

Sarocsh Ahmed



Director & CEO
Symmetry Group Limited

ڈائریکٹر کی رپورٹ

ہمیں یہ بتاتے ہوئے خوشی محسوس ہو رہی ہے کہ ہم 30 ستمبر 2024 کو ختم ہونے والی سہ ماہی کے لیے غیر تصدیق شدہ مختصر غیر منجمد اور منجمد اکاؤنٹس پیش کر رہے ہیں۔

مالی کارکردگی

امسراطر کے دباؤ کے باوجود زیر حبانہ مدت کے دوران، کمپنی نے گزشتہ سال کی اسی مدت کے مقابلے میں زیادہ آمدنی ریکارڈ کی۔ برآمدات کل آمدنی کا 54 فیصد رہی۔ کمپنی نے گزشتہ سال کی اسی مدت کے مقابلے میں ٹیکس کے بعد زیادہ منافع ریکارڈ کیا۔

غیر منجمد

	Q1-2025	Q1-2024	(مس. PKR رقم)
1.18	125,998,047	57,706,728	
0.41	65,409,679	46,430,136	
0.33	30,452,137	22,904,909	
0.06	22,798,840	21,607,045	
0.3	19,920,922	15,341,002	
-	285,245,524	285,245,524	
0.3	0.07	0.05	ط EPS

منجمد

	Q1-2025	Q1-2024	(مس. PKR رقم)
51%	179,177,457	118,597,895	
28%	111,966,641	87,762,442	
24%	58,464,183	47,289,963	
11%	50,326,207	45,415,688	
10%	41,302,728	37,578,813	
-	285,245,524	285,245,524	
10%	0.14	0.13	ط EPS

کاروبار کا جائزہ

کمپنی نے اپنے صارفین کے ساتھ تمام واجب الادا معاہدوں کی کامیابی سے تجدید کی۔ کمپنی کے معاہدے کی اوسط مدت پانچ سال ہے جو ہماری خدمات اور مصنوعات پر ان کے اعتماد کی عکاسی کرتی ہے۔

کمپنی نے پاکستان اور بین الاقوامی مارکیٹوں میں کامیابی کے ساتھ نئے کلائنٹس کے ساتھ معاہدے کیے، جن میں کئی نئی نام شامل ہیں، جیسے کہ:

فیصل بینک لمیٹڈ
کراچی واٹر اینڈ سیوریج کارپوریشن
ای ایف یو لائف انشورنس لمیٹڈ
لائف ایٹورنس لمیٹڈ EFU

سہ ماہی کے دوران، ٹرانسفار میشن اور انشور ایکٹو ورٹیکلز مضبوط رہے جبکہ سروٹ اور موٹس ورٹیکلز نے ابتدائی آمدنی ریکارڈ کرنا شروع کی

• کمپنی نے Vidfy.ai کے آغاز کا اعلان کیا، جو ایک نیا AI پر مبنی پلیٹ فارم ہے جو اندرون خانہ تیار کیا گیا ہے۔ یہ پلیٹ فارم کاروباروں، برانڈز، مواد تخلیق کرنے والوں اور اثر انداز افراد کو متنوع سامعین کے ساتھ مؤثر انداز میں رابطہ قائم کرنے کے لیے مخصوص ویڈیو پیغامات بنانے میں مہارت رکھتا ہے۔ Vidfy عالمی سطح پر وسیع پیمانے پر مقامی ویڈیو مواد کی بڑھتی ہوئی طلب کو پورا کرنے کے لیے تیار ہے اور توقع کی جاتی ہے کہ یہ کمپنی کی برآمدی آمدنی میں بھی حصہ ڈالے گا۔

کمپنی نے متحدہ عرب امارات میں ایک مکمل ملکیتی ذیلی ادارہ قائم کیا ہے۔ یہ ذیلی ادارہ اندرون خانہ تیار کردہ دانشورانہ اثاثوں (مصنوعات) کے عالمی آغاز اور توسیع کی راہ ہموار کرے گا

یہ نیا ادارہ Symmetry Group کی ساکھ کو بڑھانے گا اور جی سی سی اور بین الاقوامی مارکیٹوں میں کاروباری مواقع تک زیادہ رسائی فراہم کرے گا۔ اس کے علاوہ، یہ شراکت داریوں، مشترکہ منصوبوں کے قیام اور بین الاقوامی معاہدے حاصل کرنے میں زیادہ لچک فراہم کرے گا۔ مزید برآں، یہ حکمت عملی مالیاتی ڈھانچے کو مزید مؤثر بنانے اور عملیاتی اصلاحات کے قابل بنائے گی، جبکہ جدید کاروباری مواقع اور عالمی حکمت عملی پر مبنی سرمایہ کاریوں کو تلاش کرے گی۔

مستقبل کا آؤٹ لک

مارکیٹوں میں مصنوعات اور خدمات کے آغاز کے KSA اپنی عالمی رسائی کو بڑھانے کی کوشش میں کمپنی سگلا پور اور لیے شراکت داریوں کی صف بندی کر رہی ہے۔ یہ دونوں مارکیٹیں بہت زیادہ قیمتی ہیں اور ان مارکیٹوں میں لانچ ہونے سے مستقبل میں کمپنی کی برآمدی آمدنی میں بہت زیادہ حصہ ڈالنے کی امید ہے۔

• آئی پی سی (نئی مصنوعات) کی ترقی پر پیشرفت شیڈول کے مطابق تھی اس لیے کمپنی مستقبل کی مقررہ تاریخوں پر آئی پی سی لانچ کرنے کی توقع کر رہی ہے۔

اعتراف

بورڈ معزز صاحبین، مالیاتی شراکت داریوں، اور کمپنی کے دیگر اسٹیک ہولڈرز اور اس کے ذیلی اداروں کے تعاون اور تعاون کے لیے ان کا شکریہ ادا کرنا چاہتا ہے۔ بورڈ انتظامیہ اور گروپ کے اندر تمام ملازمین کی انتھک کوششوں اور عزم کی متدرک کرتا ہے۔

سروش احمد



ڈائریکٹر اور سی ای او

سمیٹری گروپ لمیٹڈ

Condensed Interim Unconsolidated Financial Statement

Symmetry Group Limited

Condensed Interim Unconsolidated Statement of Financial Position


As at September 30, 2024

ASSETS	Note	(Un-audited)	(Audited)
		September 30, 2024	June 30, 2024
		Rupees	
Non-current assets			
Property and equipment	4	153,043,218	159,494,803
Right-of-use assets	5	87,877,553	93,694,910
Intangible assets		155,050,479	144,201,832
Long term prepayments		74,689,318	79,984,230
Investment in subsidiaries		10,996,000	10,996,000
Long-term deposits - premises		634,000	634,000
		<u>482,290,568</u>	<u>489,005,775</u>
Current assets			
Trade debts		264,139,096	277,951,241
Advances, deposits and prepayments		2,617,443	4,019,943
Short term investments		73,000,000	73,000,000
Due from related parties		234,788,264	192,127,957
Taxation - net		31,192,611	29,476,489
Current maturity - long term prepayments		21,179,546	21,179,545
Cash and bank balances		1,125,004	28,256
		<u>628,041,964</u>	<u>597,783,431</u>
Total assets		<u>1,110,332,532</u>	<u>1,086,789,206</u>
EQUITY AND LIABILITIES			
Share capital and reserves			
<i>Authorized capital</i>			
300,000,000 (June 30, 2024: 300,000,000) ordinary shares of Re. 1/- each		<u>300,000,000</u>	<u>300,000,000</u>
Issued, subscribed and paid-up capital		285,245,524	285,245,524
<i>Revenue reserves</i>			
Share premium		273,268,397	273,268,397
Unappropriated profits		311,930,549	292,009,627
		<u>870,444,470</u>	<u>850,523,548</u>
Non-current liabilities			
Lease liabilities	6	73,982,768	73,153,773
Deferred taxation - net		2,876,756	2,776,108
		<u>76,859,524</u>	<u>75,929,881</u>
Current liabilities			
Trade and other payables	7	71,343,558	67,280,306
Short term borrowing		63,939,628	63,966,514
Due to related parties		8,600,000	9,122,259
Accrued markup		7,193,213	6,908,338
Current portion of lease liability		11,952,139	12,952,139
Unclaimed dividend		-	106,221
		<u>163,028,538</u>	<u>160,335,777</u>
Contingencies and commitments	8		
Total equity and liabilities		<u>1,110,332,532</u>	<u>1,086,789,206</u>

The annexed notes from 1 to 13 form an integral part of these condensed interim unconsolidated financial statements.


Chief Executive


Director


Chief Financial Officer

Symmetry Group Limited

Condensed Interim Unconsolidated Statement of Profit or Loss

For the three months period ended September 30, 2024 (un-audited)

	Note	Three months period ended	
		September 30, 2024	September 30, 2023
Revenue - net	9	125,998,047	57,706,728
Cost of services		(60,588,368)	(11,276,592)
Gross profit		65,409,679	46,430,136
Administrative and selling expenses		(34,957,542)	(23,525,227)
Operating profit		30,452,137	22,904,909
Other income / expense - net		2,504,009	882,687
Finance costs		(10,157,306)	(2,180,551)
Profit before taxation		22,798,840	21,607,045
Taxation - net		(2,877,918)	(6,266,043)
Profit after taxation		19,920,922	15,341,002
Earning per share - basic and diluted	10	0.07	0.05

The annexed notes from 1 to 13 form an integral part of these condensed interim unconsolidated financial statements.



Chief Executive



Director



Chief Financial Officer

Symmetry Group Limited

Condensed Interim Unconsolidated Statement of Comprehensive Income

For the three months period ended September 30, 2024 (un-audited)

	Three months period ended	
	September 30, 2024	September 30, 2023
Profit after taxation	19,920,922	15,341,002
Other comprehensive income	-	-
Total comprehensive income for the period	<u>19,920,922</u>	<u>15,341,002</u>

The annexed notes from 1 to 13 form an integral part of these condensed interim unconsolidated financial statements.



Chief Executive



Director



Chief Financial Officer

Symmetry Group Limited

Condensed Interim Unconsolidated Statement of Changes in Equity

For the three months period ended September 30, 2024 (un-audited)

	Issued, subscribed and paid up capital	Share premium	Unappropriated profits	Total
	Rupees			
Balance as at June 30, 2023 (audited)	197,010,230	-	175,717,555	372,727,785
<i>Total comprehensive income for the period ended September 30, 2023</i>				
Profit for the period	-	-	15,341,002	15,341,002
Other comprehensive income	-	-	-	-
	-	-	15,341,002	15,341,002
Issuance of ordinary shares	88,235,294	291,176,470	-	379,411,764
Balance as at September 30, 2023	<u>285,245,524</u>	<u>291,176,470</u>	<u>191,058,557</u>	<u>767,480,551</u>
Balance as at June 30, 2024 (audited)	285,245,524	273,268,397	292,009,627	850,523,548
<i>Total comprehensive income for the period ended September 30, 2024</i>				
Profit for the period	-	-	19,920,922	19,920,922
Other comprehensive income	-	-	-	-
	-	-	19,920,922	19,920,922
Balance as at September 30, 2024	<u>285,245,524</u>	<u>273,268,397</u>	<u>311,930,549</u>	<u>870,444,470</u>

The annexed notes from 1 to 13 form an integral part of these condensed interim unconsolidated financial statements.



Chief Executive



Director



Chief Financial Officer

Symmetry Group Limited

Condensed Interim Unconsolidated Statement of Cash Flows (Un-audited)

For the three months period ended September 30, 2024 (un-audited)

	Three months period ended	
	September 30, 2024	September 30, 2023
CASH FLOWS FROM OPERATING ACTIVITIES	———— Rupees ————	
Profit before levies and taxation	22,798,840	21,607,045
<i>Adjustments for:</i>		
- Depreciation on property and equipment	10,855,096	19,824,443
- Depreciation on right-of-use assets	3,094,326	8,652,018
- Amortization on intangible assets	750,997	-
- Amortization on long term prepayments	5,294,911	-
- Exchange (gain) / loss	1,163,991	(882,687)
- Interest income on short term investments	(3,680,000)	-
- Finance costs	10,157,306	2,180,551
	<u>27,636,627</u>	<u>29,774,325</u>
Operating profit before working capital changes	50,435,467	51,381,370
Working capital changes		
<i>Decrease / (increase) in current assets</i>		
- Trade debts	15,212,947	144,586,675
- Advances, deposits and prepayments	1,402,500	(262,500)
- Due from related parties - net	(42,660,307)	(231,288,073)
- Due to related parties - net	(522,259)	(72,755,411)
<i>Increase in current liabilities</i>		
- Trade and other payables	4,063,252	(6,565,027)
	<u>(22,503,867)</u>	<u>(166,284,336)</u>
Cash generated from operations	27,931,600	(114,902,966)
Income tax paid - net	(7,164,406)	(2,415,769)
Net cash generated from operating activities	<u>20,767,194</u>	<u>(117,318,735)</u>
CASH FLOWS FROM INVESTING ACTIVITIES		
Additions to property and equipment	(1,680,480)	(162,986,058)
Development expenditure on intangible assets	(11,599,644)	(29,731,005)
Additions to right-of-use assets	-	(95,812,379)
Interest received on short term investments	3,680,000	-
Net cash used in investing activities	<u>(9,600,124)</u>	<u>(288,529,442)</u>
CASH FLOWS FROM FINANCING ACTIVITIES		
Repayment of lease liability - Principal portion	(171,005)	(879,462)
Proceeds from issue of shares	-	379,411,764
Finance cost paid	(9,872,431)	(1,656,926)
Net cash generated from / (used in) financing activities	<u>(10,043,436)</u>	<u>376,875,376</u>
Net decrease in cash and cash equivalents	1,123,634	(28,972,801)
Cash and cash equivalents as at the beginning of the year	(63,938,258)	(33,769,133)
Cash and cash equivalents as at the end of the year	<u>(62,814,624)</u>	<u>(62,741,934)</u>

Note

11

The annexed notes from 1 to 13 form an integral part of these condensed interim unconsolidated financial statements.



Chief Executive



Director



Chief Financial Officer

Symmetry Group Limited

Notes to the Condensed Interim Unconsolidated Financial Statements

For the period ended September 30, 2024 (unaudited)

1. INTRODUCTION

1.1 Legal status of the company

Symmetry Group Limited ('the Company') was incorporated in Pakistan as a private limited company on 3 February 2012 under the repealed Companies Ordinance, 1984 (now Companies Act 2017). In May 2017, the Company was converted to a public limited company.

1.2 Location of the registered office and regional office

Particular	Location	Address
Registered office	Karachi	Plot No. 56-A, Street 2, Khalid Commercial Area Phase 7 Ext Defence Housing Authority, Karachi,
Regional Office	Karachi	Plot No.45-C, Office No.3, 2nd Floor, Shahbaz Commercial Lane No.04 Phase -Vi, Defence Officer Housing Society, Karachi.
Regional Office	Lahore	Plot no 215FF, 2nd Floor, Defence Housing Authority, Phase 4, Lahore.
Regional Office	Islamabad	Office #13, Second Floor, Shawez Centre, Johar Road, F8 Markaz, Islamabad.

1.3 Principal business activity

The principal activities of the Company are digital media and advertising services encompassing transformation, interactive, commerce and mobility activities.

2. BASIS OF PREPARATION

2.1 Statement of compliance

These condensed interim unconsolidated financial statements (here-in-after referred to as the 'interim financial statements') have been prepared in accordance with the accounting and reporting standards as applicable in Pakistan for interim financial reporting. The accounting and reporting standards as applicable in Pakistan for interim financial reporting comprise:

- International Accounting Standard (IAS) 34, 'Interim Financial Reporting', issued by the International Accounting Standards Board (IASB) as notified under the Companies Act, 2017; and
- Provisions of and directives issued under the Companies Act 2017.

Where the provisions of and directives issued under the Companies Act, 2017 differ with the requirements of IAS 34, the provisions of, and directives issued under, the Companies Act, 2017 have been followed.

These interim financial statements do not include all the information and disclosures as required in the annual financial statements and should be read in conjunction with the Company's annual financial statements for the year ended June 30, 2024.

2.2 Basis of measurement

These unconsolidated financial statements have been prepared under the historical cost convention.

2.3 Functional and presentation currency

These unconsolidated financial statements are presented in Pakistan rupees which is Company's functional and presentation currency.

2.4 Use of estimates and judgments

In preparing these interim financial statements, the significant judgments made by management in applying the Company's accounting policies and the key sources of estimation uncertainty were the same as those applied in the annual unconsolidated financial statements of the Company as at and for the year ended June 30, 2024.

3. SUMMARY OF MATERIAL ACCOUNTING POLICIES

The significant accounting policies applied in the preparation of these interim financial statements are the same as those applied in the preparation of the annual unconsolidated financial statements of the Company for the year ended June 30, 2024.

	(Un-audited) September 30, 2024	(Audited) June 30, 2024
	Rupees	
4. PROPERTY AND EQUIPMENT		
Opening net book value	159,494,803	24,279,286
<i>Addition during the period / year:</i>		
- Direct addition	1,680,480	155,425,908
- Transfer from right-of-use-assts	2,723,031	7,560,150
	4,403,511	162,986,058
Disposal made during the period / year	-	(7,946,098)
Depreciation during the period / year	(10,855,096)	(19,824,443)
Closing balance	<u>153,043,218</u>	<u>159,494,803</u>
5. RIGHT-OF-USE ASSETS		
Opening net book value	93,694,910	13,395,958
Addition during the period / year	-	96,511,120
Transferred to property and equipment	(2,723,031)	(7,560,150)
Depreciation during the period / year	(3,094,326)	(8,652,018)
Closing balance	<u>87,877,553</u>	<u>93,694,910</u>
Depreciation rate (per annum)	<u>10%-15%</u>	<u>10%-15%</u>
6. LEASE LIABILITIES		
Opening balance	86,105,912	8,042,561
Additions	-	95,812,379
Interest expense	4,662,987	11,818,651
Payments	(4,833,992)	(29,567,679)
	<u>85,934,907</u>	<u>86,105,912</u>
Less: Current maturity shown under current liabilities	(11,952,139)	(12,952,139)
Non-current	<u>73,982,768</u>	<u>73,153,773</u>

	(Un-audited) September 30, 2024	(Audited) June 30, 2024
7. TRADE AND OTHER PAYABLES	Rupees	
Trade Creditors	19,704,749	12,962,702
Accrued expenses	26,213,322	32,914,709
Withholding income tax payable	18,719,206	13,551,463
EOBI payable	2,409,240	2,402,220
Sales tax payable	2,632,319	3,866,096
Withholding sales tax payable	1,664,722	1,583,116
	<u>71,343,558</u>	<u>67,280,306</u>

8. CONTINGENCIES AND COMMITMENTS

There were no contingencies and commitments as at reporting date (June 30, 2024: None).

		Unaudited	
		Three months period ended	
		September 30, 2024	September 30, 2023
9. REVENUE - net	<i>Note</i>	----- (Rupees) -----	
Gross Revenue		134,431,977	61,530,866
Less: Sales tax		<u>(8,433,930)</u>	<u>(3,824,138)</u>
	<i>9.1</i>	<u>125,998,047</u>	<u>57,706,728</u>

9.1 The net revenue has been arrived by offsetting an amount of Rs. 17.897 million representing Billing on behalf of vendors with the gross billing made to customer amounting to Rs. 147.895 million. The net revenue comprises of following:

		Unaudited	
		Three months period ended	
		September 30, 2024	September 30, 2023
	<i>Note</i>	----- (Rupees) -----	
Revenue	<i>9.1.1</i>	124,607,459	54,842,009
Commission - net	<i>9.1.2</i>	<u>1,390,588</u>	<u>2,864,719</u>
		<u>125,998,047</u>	<u>57,706,728</u>

9.1.1 Disaggregation of revenue

The Company analyses its net revenue by the following streams:

	September 30, 2024		
	Local	Export	Total
	----- (Rupees) -----		
<i>Transformation</i>			
Design, development & maintenance Retainer	4,852,367	92,813,226	97,665,593
	9,481,546	3,894,559	13,376,105
	14,333,913	96,707,785	111,041,698
<i>Interactive</i>			
Digital Public Relations	2,396,269		2,396,269
Media			-
Content			-
Retainer		10,944,086	10,944,086
	2,396,269	10,944,086	13,340,355
Digital commerce - Trade service			-
Mobility	225,408		225,408
	<u>16,955,590</u>	<u>107,651,871</u>	<u>124,607,461</u>

	September 30, 2023		
	Local	Export	Total
	(Rupees)		
<i>Transformation</i>			
Design, development & maintenance Retainer	482,197	41,550,000	42,032,197
	1,689,269	4,112,019	5,801,288
	2,171,466	45,662,019	47,833,485
<i>Interactive</i>			
Retainer	3,455,325	3,364,379	6,819,704
	3,455,325	3,364,379	6,819,704
Mobility	188,820	-	188,820
Total	5,815,611	49,026,398	54,842,009

9.1.2 Commission - net

The Company analyses its commission by the following streams:

	September 30, 2024		
	Local	Export	Total
	(Rupees)		
<i>Interactive</i>			
Digital PR	1,180,039		1,180,039
Content			-
Media		210,549	210,549
	1,180,039	210,549	1,390,588
Digital commerce - Trade service			-
Total	1,180,039	210,549	1,390,588

	September 30, 2023		
	Local	Export	Total
	(Rupees)		
<i>Interactive</i>			
Digital PR	844,635	-	844,635
Content	1,266,953	-	1,266,953
Media	422,318	-	422,318
	2,533,906	-	2,533,906
<i>Commerce</i>			
Digital commerce - Trade service	-	330,813	330,813
Total	2,533,906	330,813	2,864,719

		Unaudited	
		Three months period ended	
		September 30, 2024	September 30, 2023
		———— Rupees ————	
10. EARNINGS PER SHARE - basic and diluted			
	Profit for the period	19,920,922	15,341,002
	Weighted average number of ordinary shares outstanding during the period	285,245,524	285,245,524
	Earnings per share - basic and diluted	0.07	0.05

There is no dilutive effect on the basic earnings per share of the Company.

		(Un-audited)	
		September 30, 2024	September 30, 2023
		———— Rupees ————	
11. CASH AND CASH EQUIVALENTS			
	Cash and cash equivalents comprise of the following items:		
	Cash and bank balances	1,125,004	58,184,941
	Short term running finances	(63,939,628)	(33,723,575)
		(62,814,624)	24,461,366

13. GENERAL

13.1 Date of authorization for issue of these condensed interim unconsolidated financial statements

These condensed interim unconsolidated financial statements were authorised for issue by the Board of Directors of the Company in their meeting held on 29 Oct 2024.

Level of rounding

13.2


Unless otherwise indicated, figures in these condensed interim unconsolidated financial statements have been rounded off to the nearest rupee.



Chief Executive



Director



Chief Financial Officer

Condensed Interim Consolidated Financial Statement


Symmetry Group Limited

Condensed Interim Consolidated Statement of Financial Position

As at September 30, 2024

		(Un-audited) September 30, 2024	(Audited) June 30, 2024
	Note	Rupees	
ASSETS			
Non-current assets			
Property and equipment	4	226,018,999	238,897,158
Right-of-use assets	5	87,877,553	93,694,910
Intangible assets		155,050,479	144,201,832
Goodwill		42,777,721	42,777,721
Long term prepayments		143,861,805	154,997,369
Long-term deposits		634,000	634,000
		656,220,557	675,202,990
Current assets			
Trade debts		375,633,639	348,151,703
Advances, deposits and prepayments		2,632,445	4,089,945
Short term investments		73,000,000	73,000,000
Taxation - net		75,860,584	76,104,590
Current maturity - long term prepayments		44,542,152	44,542,151
Cash and bank balances		39,987,624	80,756
		611,656,444	545,969,145
Total assets		1,267,877,001	1,221,172,135
EQUITY AND LIABILITIES			
Share capital and reserves			
<i>Authorized capital</i>			
300,000,000 (June 30, 2024: 300,000,000) ordinary shares of Re. 1/- each		300,000,000	300,000,000
Issued, subscribed and paid-up capital		285,245,524	285,245,524
<i>Revenue reserves</i>			
Share premium		273,268,397	273,268,397
Unappropriated profits		396,874,688	355,612,387
		955,388,609	914,126,308
Non-controlling interest		122,386	81,959
		955,510,995	914,208,267
Non-current liabilities			
Lease liabilities	6	73,982,768	73,153,773
Deferred tax liabilities - net		6,245,775	3,393,078
		80,228,543	76,546,851
Current liabilities			
Trade and other payables	7	140,313,264	137,070,737
Short term borrowing		63,939,628	63,966,514
Due to related parties		8,600,000	9,122,259
Accrued markup		7,332,432	7,199,147
Current portion of lease liability		11,952,139	12,952,139
Unclaimed dividend		-	106,221
		232,137,463	230,417,017
Contingencies and commitments			
	8		
Total equity and liabilities		1,267,877,001	1,221,172,135

The annexed notes from 1 to 13 form an integral part of these condensed interim consolidated financial statements.



Chief Executive



Director



Chief Financial Officer

Symmetry Group Limited

Condensed Interim Consolidated Statement of Profit or Loss

For the three months period ended September 30, 2024 (un-audited)

	Note	Three months period ended	
		September 30, 2024	September 30, 2023
		Rupees	
Revenue - net	9	179,177,457	118,597,895
Cost of services		(67,210,815)	(30,835,453)
Gross profit		111,966,642	87,762,442
Administrative and selling expenses		(53,502,459)	(40,472,479)
Operating profit		58,464,183	47,289,963
Other income / expense - net		2,504,009	882,687
Finance costs		(10,641,985)	(2,756,962)
Profit before taxation		50,326,207	45,415,688
Taxation - net		(9,023,479)	(7,836,875)
Profit after taxation		41,302,728	37,578,813
Profit attributable to:			
- Equity holders of the parent		41,262,301	37,844,210
- Non-controlling interest		40,427	(265,397)
		41,302,728	37,578,813
Earning per share - basic and diluted	10	0.14	0.13


The annexed notes from 1 to 13 form an integral part of these condensed interim consolidated financial statements.



Chief Executive



Director



Chief Financial Officer

Symmetry Group Limited

Consolidated Statement of Comprehensive Income

For the three months period ended September 30, 2024 (un-audited)

	Three months period ended	
	September 30, 2024	September 30, 2023
Profit after taxation	41,302,728	37,578,813
Other comprehensive income	-	-
Total comprehensive income for the year	<u>41,302,728</u>	<u>37,578,813</u>

The annexed notes from 1 to 13 form an integral part of these condensed interim consolidated financial statements.



Chief Executive



Director



Chief Financial Officer

Symmetry Group Limited

Consolidated Statement of Changes in Equity


For the three months period ended September 30, 2024 (un-audited)

	Equity attributable to owners				Non-controlling interest	Total
	Issued, subscribed and paid up capital	Share premium	Unappropriated profits	Equity attributable to owners		
	Rupees					
Balance as at June 30, 2023 (audited)	197,010,230	-	230,047,847	427,058,077	67,538	427,125,615
<i>Total comprehensive income for the year ended September 30, 2023</i>						
Profit for the period	-	-	37,844,210	37,844,210	(265,397)	37,578,813
Other comprehensive income	-	-	-	-	-	-
	-	-	37,844,210	37,844,210	(265,397)	37,578,813
Issuance of ordinary shares	88,235,294	291,176,470	-	379,411,764	-	379,411,764
Balance as at September 30, 2023	<u>285,245,524</u>	<u>291,176,470</u>	<u>267,892,057</u>	<u>844,314,051</u>	<u>(197,859)</u>	<u>844,116,192</u>
Balance as at June 30, 2024 (audited)	285,245,524	273,268,397	355,612,387	914,126,308	81,959	914,208,267
<i>Total comprehensive income for the year ended September 30, 2024</i>						
Profit for the period	-	-	41,262,301	41,262,301	40,427	41,302,728
Other comprehensive income	-	-	-	-	-	-
	-	-	41,262,301	41,262,301	40,427	41,302,728
Balance as at September 30, 2024	<u>285,245,524</u>	<u>273,268,397</u>	<u>396,874,688</u>	<u>955,388,609</u>	<u>122,386</u>	<u>955,510,995</u>

The annexed notes from 1 to 13 form an integral part of these condensed interim consolidated financial statements.


Chief Executive


Director


Chief Financial Officer

Symmetry Group Limited

Condensed Interim Consolidated Statement of Cash Flows (Un-audited)

For the three months period ended September 30, 2024 (un-audited)

	Three months period ended	
	September 30, 2024	September 30, 2023
CASH FLOWS FROM OPERATING ACTIVITIES	----- (Rupees) -----	
Profit before taxation	50,326,207	45,415,688
<i>Adjustments for:</i>		
- Depreciation on property and equipment	17,281,671	771,647
- Finance costs	10,641,985	2,756,962
- Gain on disposal of property and equipment	-	-
- Interest income on short term investments	(2,504,009)	-
- Unrealized exchange (gain) / loss	-	(882,687)
Operating profit before working capital changes	75,745,854	48,061,610
Working capital changes		
<i>Decrease / (increase) in current assets</i>		
- Trade debts	(152,263,873)	17,780,677
- Advances, deposits and prepayments	1,457,500	(207,502)
- Decrease in Contract Assets	-	4,510,309
<i>Increase in current liabilities</i>		
- Trade and other payables	3,242,527	(10,085,280)
Cash generated from operations	(71,817,992)	60,059,814
Finance cost paid	10,641,985	(2,244,771)
Income tax paid - net	8,779,473	1,801,661
Long term deposits	-	-
Net cash generated from operating activities	(52,396,534)	59,616,704
CASH FLOW FROM INVESTING ACTIVITIES		
Purchase of property and equipment	(238,897,159)	(4,589,000)
Intangible Development Expenditure	(10,848,647)	(29,731,005)
Sale proceeds on disposal of property and equipment	-	-
Interest received on short term investments	2,504,009	-
Net cash used in investing activities	(247,241,797)	(34,320,005)
CASH FLOW FROM FINANCING ACTIVITIES		
Proceeds from issue of shares	-	379,411,764
Loan (repayment)/obtained from related parties	(22,444,270)	2,808,744
Long Term Deposits	(73,000,000)	-
Repayment of lease liability - principal portion	(1,758,924)	(879,462)
Net cash generated from / (used in) financing activities	(97,203,194)	381,341,046
Net decrease in cash and cash equivalents	(396,841,525)	406,637,745
Cash and cash equivalents at beginning of the year	372,889,521	(33,748,224)
Cash and cash equivalents at end of the year	(23,952,004)	372,889,521

11

The annexed notes from 1 to 13 form an integral part of these condensed interim consolidated financial statements.



Chief Executive



Director



Chief Financial Officer

Symmetry Group Limited

Notes to the Consolidated Financial Statements

For the three months period ended September 30, 2024 (un-audited)

1. INTRODUCTION

1.1 Legal status of the company

The "Group" consists of Symmetry Group Limited (here-in-after referred to as 'the Holding Company') and its subsidiaries, Symmetry Digital (Private) Limited and Iris Digital (Private) Limited (here-in-after referred to as 'the Group').

The principal activities of the Holding Company are digital media and advertising services encompassing transformation, interactive, commerce and mobility activities.

Symmetry Group Limited ('the Holding Company') was incorporated in Pakistan as a private limited company on 3 February 2012 under the repealed Companies Ordinance, 1984 (now Companies Act 2017). In May 2017, the Company was converted to a public limited company.

These consolidated financial statements represent the consolidated financial statements of the Holding Company. The standalone financial statements of the group companies have been presented separately.

	Percentage of Direct Holding	
	2024	2023
The Holding Company has investments in following subsidiaries:		
Symmetry Digital (Private) Limited	99.98%	99.98%
Iris Digital (Private) Limited	99.80%	99.80%

1.2 Nature of operations of subsidiaries

1.2.1 Symmetry Digital (Private) Limited

Symmetry Digital (Private) Limited ('SDPL') was incorporated in Pakistan as a private limited company on 31 August 2009 under the repealed Companies Ordinance, 1984 (now Companies Act 2017). The principal activities of SDPL are digital media and advertising services encompassing transformation, interactive, commerce and mobility activities.

1.2.2 Iris Digital (Private) Limited

Iris Digital (Private) Limited ('IDPL') was incorporated in Pakistan as a private limited company on 3 February 2012 under the repealed Companies Ordinance, 1984 (now Companies Act 2017). The principal activities of IDPL are digital media and advertising services encompassing transformation, interactive, commerce and mobility activities.

1.3 Location of the registered office and regional offices

Particular	Location	Address
Registered office	Karachi	Plot No. 56-A, Street 2, Khalid Commercial Area Phase 7 Ext Defence Housing Authority, Karachi,
Regional Office	Karachi	Plot No.45-C, Office No.3, 2nd Floor, Shahbaz Commercial Lane No.04 Phase -VI, Defence Officer Housing Society, Karachi.
Regional Office	Lahore	Plot No 215FF, 2nd Floor, Defence Housing Authority, Phase 4, Lahore.
Regional Office	Islamabad	Office #13, Second Floor, Shawez Centre, Johar Road, F8 Markaz, Islamabad.

2. BASIS OF PREPARATION

2.1 Statement of compliance

These condensed interim consolidated financial statements have been prepared in accordance with the accounting and reporting standards as applicable in Pakistan. The accounting and reporting standards as applicable in Pakistan comprise of:

- International Financial Reporting Standards (IFRS Standards) issued by the International Accounting Standards Board (IASB) as notified under the Companies Act, 2017; and
- Provisions of and directives issued under the Companies Act 2017.

These interim financial statements do not include all the information and disclosures as required in the annual financial statements and should be read in conjunction with the Company's annual financial statements for the year ended June 30, 2024.

Where the provisions of and directives issued under the Companies Act, 2017 differ with the requirements of IAS 34, the provisions of, and directives issued under, the Companies Act, 2017 have been followed.

2.2 Basis of measurement

These consolidated financial statements have been prepared under the historical cost convention.

2.3 Functional and presentation currency

These consolidated financial statements are presented in Pakistan rupees which is Group's functional and presentation currency.

2.4 Use of estimates and judgments

In preparing these condensed interim consolidated financial statements, the significant judgments made by management in applying the Company's accounting policies and the key sources of estimation uncertainty were the same as those applied in the annual consolidated financial statements of the Company as at and for the year ended June 30, 2024.

3. SUMMARY OF MATERIAL ACCOUNTING POLICIES

The significant accounting policies applied in the preparation of these condensed interim unconsolidated financial statements are the same as those applied in the preparation of the annual consolidated financial statements of the Company for the year ended June 30, 2024.

		(Un-audited) September 30, 2024	(Audited) June 30, 2024
4. PROPERTY AND EQUIPMENT			
	<i>Note</i>	----- Rupees -----	
Opening net book value		238,897,159	24,279,287
<i>Addition during the period / year:</i>			
- Direct addition		1,680,480	244,534,271
- Transfer from right-of-use-assts	5	2,723,031	7,560,150
		4,403,511	252,094,421
Disposal made during the period / year		-	(7,946,098)
Depreciation during the period / year		(17,281,671)	(29,530,451)
Closing balance		226,018,999	238,897,159
5. RIGHT-OF-USE ASSETS			
Opening net book value		93,694,910	13,395,958
Addition during the period / year		-	96,511,120
Transferred to property and equipment		(2,723,031)	(7,560,150)
Depreciation during the period / year		(3,094,326)	(8,652,018)
Closing balance		87,877,553	93,694,910
Depreciation rate (per annum)		10%-15%	10%-15%
6. LEASE LIABILITIES			
Opening balance		86,105,912	8,042,561
Additions		-	95,812,379
Interest expense		4,662,987	11,818,651
Payments		(4,833,992)	(29,567,679)
		85,934,907	86,105,912
Less: Current maturity shown under current liabilities		(11,952,139)	(12,952,139)
Non-current		73,982,768	73,153,773
7. TRADE AND OTHER PAYABLES			
	<i>Note</i>	----- Rupees -----	
Trade Creditors		36,742,572	38,822,051
Accrued expenses		50,348,866	57,771,390
Withholding income tax payable		28,295,708	20,142,459
Withholding sales tax payable		4,758,074	4,671,668
Workers' welfare fund		143,176	143,176
EOBI payable		13,340,123	7,375,068
Sales tax payable		6,634,400	8,144,925
		140,262,919	137,070,737
8. CONTINGENCIES AND COMMITMENTS			
There were no contingences and commitments as at reporting date (June 30, 2024: None).			
		Un-audited	
		Three months period ended	
		September 30,	September
		2024	30, 2023
9. REVENUE - net		----- (Rupees) -----	
Gross Revenue		199,030,212	125,528,264
Less: Sales tax		(19,852,755)	(6,930,369)
	9.1	179,177,457	118,597,895

- 9.1 The net revenue of the Group has been arrived by offsetting an amount of Rs. 118,357 million representing Billing on behalf of vendors with the gross billing made to customers amounting to Rs. 301,534 million. The net revenue comprises of following:

	Note	Un-audited	
		Three months period ended	
		September 30, 2024	September 30, 2023
		Rupees	
Revenue	9.1.1	177,041,388	93,532,546
Commission - net	9.1.2	2,136,069	25,065,349
		<u>179,177,457</u>	<u>118,597,895</u>

9.1.1 Disaggregation of revenue

The Group analyses its net revenue by the following streams:

	September 30, 2024		
	Local	Export	Total
	(Rupees)		
<i>Transformation</i>			
Design and development	10,320,501	92,813,224	103,133,725
Retainer	25,169,042	3,894,559	29,063,601
	35,489,543	96,707,783	132,197,326
<i>Interactive</i>			
Digital Public Relations	2,592,809		2,592,809
Media	18,246,536		18,246,536
Content			-
Retainer	20,592,852	3,186,457	23,779,309
	41,432,196	3,186,457	44,618,654
Digital commerce - Trade service			-
Mobility	225,408		225,408
	<u>77,147,147</u>	<u>99,894,240</u>	<u>177,041,388</u>
	September 30, 2023		
	Local	Export	Total
	(Rupees)		
<i>Transformation</i>			
Design and development	11,319,061	41,550,000	52,869,061
Retainer	18,151,126	4,112,019	22,263,145
	29,470,187	45,662,019	75,132,206
<i>Interactive</i>			
Media	-	-	-
Retainer	14,850,921	3,364,379	18,215,300
	14,850,921	3,364,379	18,215,300
Mobility	185,040	-	185,040
Total	<u>44,506,148</u>	<u>49,026,398</u>	<u>93,532,546</u>

9.1.2 Commission - net

The Group analyses its commission by the following streams:

	September 30, 2024		
	Local	Export	Total
	----- (Rupees) -----		
<i>Interactive</i>			
Digital PR	1,201,320		1,201,320
Content			-
Media	724,200	210,549	934,749
	1,925,520	210,549	2,136,069
Digital commerce - Trade service			-
Total	1,925,520	210,549	2,136,069

	September 30, 2023		
	Local	Export	Total
	----- (Rupees) -----		
<i>Interactive</i>			
Digital PR	13,725,577	-	13,725,577
Content	5,628,561	-	5,628,561
Media	4,137,342	1,239,276	5,376,618
	23,491,480	1,239,276	24,730,756
<i>Commerce</i>			
Digital commerce - Trade service	-	334,593	334,593
Total	23,491,480	1,573,869	25,065,349

10. EARNINGS PER SHARE - basic and diluted

Profit after taxation attributable to the owner of the Parent

Weighted average number of ordinary shares outstanding during the year

Earnings per share - basic and diluted

There is no dilutive effect on the basic earnings per share of the Group.

Un-audited	
Three months period ended	
September 30, 2024	September 30, 2023
----- Rupees -----	
41,262,301	37,844,210
285,245,524	285,245,524
0.14	0.13

11. CASH AND CASH EQUIVALENTS

Note

Cash and cash equivalents comprise of the following items:

Cash and bank balances

Short term running finance

Un-audited	
Three months period ended	
September 30, 2024	September 30, 2023
----- Rupees -----	
39,987,624	395,585,217
(63,939,628)	(33,723,575)
(23,952,004)	361,861,642

12. RELATED PARTY DISCLOSURES

The related parties of the Group comprise of the directors and their close family members.

The Group in the normal course of business carries out transactions with various related parties. Details of transactions with related parties, other than those which have been specifically disclosed elsewhere are as follows:

13. GENERAL

13.1 Date of authorization for issue of these condensed interim consolidated financial statements

These condensed interim consolidated financial statements were authorised for issue by the Board of Directors of the Holding Company in their meeting held on 29 Oct 2024.

13.2 Level of rounding


Unless otherwise indicated, figures in these condensed interim consolidated financial statements have been rounded off to the nearest rupee.



Chief Executive



Director



Chief Financial Officer



Head Office

56 - A, Street 2, Khaild Commercial Area, Phase 7 Ext., DHA, Karachi.

Other Offices

Islamabad

Shahawaiz Center Plot No.8-C
Sector F-8 Markaz Islamabad.

Lahore

2nd Floor, 215 FF, DHA Phase 4,
Lahore 54000.

Karachi

2nd Floor, Plot No. 45-C,
Kh-e-Shahbaz Lane 4, Phase VI,
D.H.A., Karachi, Pakistan