



AISHA STEEL
MILLS LIMITED



ARIF HABIB GROUP

FIRST QUARTERLY
REPORT SEPTEMBER

2024

CONTENT

03	Vision and Mission Statement
04	Company Information
05	Directors' Review Report
08	Condensed Interim Statement of Financial Position
09	Condensed Interim Statement of Profit or Loss and Other Comprehensive Income
10	Condensed Interim Statement of Changes in Equity
11	Condensed Interim Statement of Cash Flows
12	Notes To and Forming Part of The Condensed Interim Financial Statements

COMPANY OVERVIEW

We at ASML, ROLL raw steel, to a perfect shining sheet, incorporating both strength and resilience.

Unwavering support of our stakeholders, visionary leadership and hard work of our committed team is converting dreams into reality.





Vision

To be a global leader in the flat steel industry with the largest share of the local market while fostering the culture of responsible production and consumption to be eventually acknowledged by its customers for quality and service excellence.

Mission

To supply the highest quality products to our clients utilizing sustainable and environmentally responsible procedures. We believe in the power of human capital in accomplishing our goal of responsible production with sustained return to our shareholders and strive to be the supplier and employer of choice in the flat steel industry.

COMPANY INFORMATION

BOARD OF DIRECTORS

Mr. Arif Habib, Chairman
Mr. Samad A. Habib
Mr. Kashif A. Habib
Mr. Nasim Beg
Dr. Munir Ahmed, Chief Executive
Ms. Tayyaba Rasheed
Mr. Arslan Iqbal
Mr. Rashid Ali Khan
Mr. Muhammad Abbas Mirza

AUDIT COMMITTEE

Ms. Tayyaba Rasheed – Chairperson
Mr. Nasim Beg
Mr. Samad A. Habib
Mr. Kashif A. Habib

HUMAN RESOURCE & REMUNERATION COMMITTEE

Mr. Rashid Ali Khan – Chairman
Mr. Arif Habib
Mr. Kashif A. Habib

CHIEF FINANCIAL OFFICER

Mr. Ali Hassan

COMPANY SECRETARY

Mr. Manzoor Raza

HEAD OF INTERNAL AUDIT

Mr. Muhammad Shahid

REGISTERED OFFICE

1/F Arif Habib Centre, 23 – M. T. Khan Road,
Karachi – Pakistan – 74000
Tel: (+92 21) 32468317

PLANT ADDRESS

DSU - 45, Pakistan Steel
Down Stream Industrial Estate, Bin Qasim
Karachi – Pakistan
Tel: (+92 21) 34740160

AUDITORS

A. F. Ferguson & Co.,
Chartered Accountants,
State Life Building No. 1-C,
I.I. Chundrigar Road, Karachi.

SHARE REGISTRAR DEPARTMENT

CDC Share Registrar Services Limited
CDC House, 99-B, Block B, SMCHS,
Main Shahrah-e-Faisal, Karachi - 74400
Phone: 0800 – 23275
Fax: (+92 21) 34326053
Email: info@cdcsrsl.com
Website: www.cdcsrsl.com

LEGAL ADVISOR

Ahmed & Qazi
Khalid Anwer & Co.
Akhund Forbes
Mohsin Tayeb Aly & Co.
Lex Firma
Khalid Jawed & Co.

BANKERS / LENDERS

Allied Bank Limited
Askari Bank Limited
Bank Al Habib Limited
Bank Alfalah Limited
Bank Islami Pakistan Limited
Dubai Islamic Bank
Faysal Bank Limited
Habib Bank Limited
Habib Metropolitan Bank Limited
Industrial and Commercial Bank of China
JS Bank Limited
MCB Bank Limited
MCB Islamic Bank Limited
Meezan Bank Limited
National Bank of Pakistan (Aitemad)
National Bank of Pakistan
Pak China Investment Company Limited
Saudi Pak Industrial and
Agricultural Investment Company Limited
Silk Bank Limited
Sindh Bank Limited
Standard Chartered Bank (Pakistan) Limited
Bank Makramah Limited
(formerly known as Summit Bank Limited)
The Bank of Khyber
The Bank of Punjab
United Bank Limited

WEBSITE

www.aishasteel.com



Directors' Review Report

The Directors of Aisha Steel Mills Limited (ASML) present herewith Directors' Review Report together with condensed interim financial statements (un-audited) of the Company for the first quarter ended September 30, 2024.

Steel Market Review

The international steel market exhibited declining trend in the first quarter of the financial year 2023-24. The HRC price declined from US\$ 510 per ton FOB China to US\$ 480. The market since have stabilized and slow recovery in HRC price is being observed. However, demand still remains sluggish in China, America and Europe as well. The Chinese government is trying to inject stimulus to boost demand.

The local demand for both CRC and GI has improved but the local manufacturers continue to face stiff competition from importers. However, some policy changes introduced by FBR in the finance bill 2024 are discouraging high volume imports by the FATA/PATA region. The local manufacturers are optimistically cautious and hoping for gradual recovery in sale volume.

Operational Review

The total quantity sold during the Jul-Sep 2024 Qtr. was 20,504 tons as compared to 38,789 tons sold during the corresponding period last year, showing a decrease about 47%. The exports during the period were 1,975 tons compared to 2,463 tons exported last year.

The total quantity produced during the period was 23,187 tons compared to 38,588 tons in the corresponding period of last year, showing a decrease of about 40%.

A brief summary of the financial results as on September 30, 2024 is as follows:

	Quarter ended	
	September 2024	September 2023
	Rs. In Millions	
Revenue	4,580	10,599
Gross profit	71	1,034
Finance Costs	(1,130)	(972)
Exchange (loss) / gain- (Net)	(8)	139
(Loss) / Profit before tax	(1,222)	50
(Loss) / Profit after tax	(843)	35
(Loss) / Earnings per share (PKR)	(0.93)	0.01

The decline in international CRC and GI prices and stiff competition from imports forced the local manufacturers to reduce selling price to encourage sales. The high inventory cost of HRC seriously compromised net realization of gross margin, resulting in a net loss of PKR 843 million.

The international HRC prices since have improved and ASML inventory cost has come down, the gross margin is expected to improve in the coming months.

Future Outlook:

The auto sector is anticipating modest recovery in the coming months. The white goods industry is also anticipating increase in production volume. Consumption of both CRC and GI is expected to gradually improve.


Acknowledgement

We would like to record our appreciation and gratitude to the Banks for the continuous support in the ongoing operations as well as in the expansion project. We also acknowledge the support of Regulators for their continued support.

For and on behalf of the Board



Dr. Munir Ahmed
Chief Executive



Kashif Habib
Director

Karachi : October 29, 2024

FINANCIAL

STATEMENTS

FINANCIAL



Condensed Interim Statement of Financial Position

As at September 30, 2024 - (Unaudited)

		[Unaudited] September 30, 2024	[Audited] June 30, 2024
	Note	Rupees '000	
ASSETS			
Non-current assets			
Property, plant and equipment	5	19,481,598	19,624,339
Intangible assets		41,793	43,300
Long-term advances		294	294
Long-term deposits		68,316	68,601
Deferred tax asset		3,088,023	2,650,936
		22,680,024	22,387,470
Current assets			
Inventories	6	8,465,033	9,870,972
Trade and other receivables	7	1,021,727	2,930,930
Loans, advances and prepayments		458,533	554,932
Tax refunds due from government - Sales tax		117,738	-
Taxation - payments less provision		4,684,521	4,635,782
Cash and bank balances	8	345,303	217,072
		15,092,855	18,209,688
Total assets		37,772,879	40,597,158
EQUITY AND LIABILITIES			
Share capital and reserves			
Share capital			
Ordinary shares		9,300,159	9,300,159
Cumulative preference shares		444,950	444,950
Difference on conversion of cumulative preference shares and dividends into ordinary shares		(1,762,459)	(1,762,459)
		7,982,650	7,982,650
Surplus on revaluation of property, plant and equipment		2,215,798	2,229,316
Capital reduction reserve		667,686	667,686
Unappropriated (Loss) / profit		(2,279)	827,326
Contribution from sponsor	9	6,904,500	4,000,000
		17,768,355	15,706,978
Liabilities			
Non-current liabilities			
Long-term finance - secured	10	572,133	572,133
Lease liabilities		163,482	171,579
Employee benefit obligations		205,464	197,759
		941,079	941,471
Current liabilities			
Trade and other payables		740,946	3,440,303
Accrued mark-up		949,810	1,191,529
Short-term borrowings - secured	11	15,099,057	16,490,129
Sales tax payable		-	178,116
Unclaimed dividend		3,223	3,223
Current maturity of long-term finance		2,248,137	2,623,137
Current maturity of lease liabilities		22,272	22,272
		19,063,445	23,948,709
Total liabilities		20,004,524	24,890,180
Contingencies and commitments	12		
Total equity and liabilities		37,772,879	40,597,158

The annexed notes from 1 to 20 form an integral part of these condensed interim financial statements.

Chief Financial Officer

Chief Executive

Director

Condensed Interim Statement of Profit or Loss and Other Comprehensive Income

For the Period Ended September 30, 2024 - (Unaudited)

		(Unaudited) September 30, 2024	(Unaudited) September 30, 2023
	Note	Rupees '000	
Revenue from contracts with customers	13	4,580,421	10,599,480
Cost of sales		(4,509,254)	(9,565,914)
Gross profit		71,167	1,033,566
Selling and distribution cost	14	(29,197)	(66,377)
Administrative expenses		(128,914)	(100,970)
Operating (loss) / profit		(86,944)	866,219
Other (expenses) / income	15	(7,623)	135,970
Finance costs	16	(1,129,807)	(971,612)
Other income		1,946	19,059
(Loss) / profit before levies and income tax		(1,222,428)	49,636
Levies		(3,518)	(6,359)
(Loss) / profit before income tax		(1,225,946)	43,277
Income tax credit / (expense)	17	382,823	(8,036)
(Loss) / profit after taxation		(843,123)	35,241
Other comprehensive income		-	-
Total comprehensive (loss) / income		(843,123)	35,241
		Rupees	
(Loss) / earnings per share			
- Basic	18	(0.93)	0.01

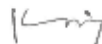
The annexed notes 1 to 20 form an integral part of these condensed interim financial statements.



Chief Financial Officer



Chief Executive



Director

Condensed Interim Statement of Changes in Equity

For the Period Ended September 30, 2024 - (Unaudited)

	Share capital			Reserves			Contribution from sponsor (Note 09)	Total
	Ordinary shares	Cumulative preference shares	Difference on conversion of cumulative preference shares into ordinary shares	Capital		Revenue		
				Surplus on revaluation of property, plant and equipment	Capital reduction reserve	Unappropriated (loss) / profit		
	Rupees '000							
Balance as at July 1, 2023	9,300,159	444,950	(1,762,459)	2,116,203	667,686	925,176	4,000,000	15,691,715
Incremental depreciation net of deferred tax transferred	-	-	-	(10,287)	-	10,287	-	-
Total comprehensive income for the period ended September 30, 2023								
- Profit for the period	-	-	-	-	-	35,241	-	35,241
- Other comprehensive income for the period	-	-	-	-	-	-	-	-
	-	-	-	-	-	35,241	-	35,241
Balance as at September 30, 2023	9,300,159	444,950	(1,762,459)	2,105,916	667,686	970,705	4,000,000	15,726,956
Balance as at July 1, 2024	9,300,159	444,950	(1,762,459)	2,229,316	667,686	827,326	4,000,000	15,706,978
Incremental depreciation net of deferred tax transferred	-	-	-	(13,518)	-	13,518	-	-
Total comprehensive loss for the period ended September 30, 2024								
- Loss for the period	-	-	-	-	-	(843,123)	-	(843,123)
- Contribution received from sponsor	-	-	-	-	-	-	2,904,500	2,904,500
- Other comprehensive income/(loss) for the period	-	-	-	-	-	-	-	-
	-	-	-	-	-	(843,123)	2,904,500	2,061,377
Balance as at September 30, 2024	9,300,159	444,950	(1,762,459)	2,215,798	667,686	(2,279)	6,904,500	17,768,355

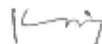
The annexed notes from 1 to 20 form an integral part of these condensed interim financial statements.



Chief Financial Officer



Chief Executive



Director

Condensed Interim Statement Of Cash Flows

For the Period Ended September 30, 2024 - (Unaudited)

(Unaudited)
September 30,
2024

(Unaudited)
September 30,
2023

Rupees '000

CASH FLOWS FROM OPERATING ACTIVITIES

(Loss) / profit before levies and income tax

(1,222,428)

49,636

Add / (less): Adjustment for non-cash charges and other items

Depreciation and amortisation

247,628

237,818

Mark-up charges

1,095,084

930,331

Unwinding of long-term finance

34,518

40,603

Finance lease charges

205

3,704

Provision for staff retirement benefit

13,561

6,848

loss on disposal of fixed assets

465

189

Return on PLS savings accounts

(2,411)

(5,389)

1,389,050

1,214,104

166,622

1,263,740

Profit before working capital changes

Effect on cash flow due to working capital changes

(Increase) / decrease in current assets

Inventories

1,405,939

475,139

Trade and other receivables

1,909,203

28,643

Loans, advances and prepayments

96,399

154,389

Tax refunds due from Government - Sales tax

(295,854)

232,574

3,115,687

890,745

Increase / (decrease) in current liabilities

Trade and other payables

(2,699,357)

1,744,685

Net cash generated from operations

582,952

3,899,170

Income tax paid

(106,522)

(213,713)

Mark-up on loans paid

(1,336,803)

(1,048,130)

Staff retirement benefit paid

(5,856)

(3,551)

Decrease / (increase) in long-term deposits

285

(135)

Net cash (used in) / generated from operating activities

(865,944)

2,633,641

CASH FLOWS FROM INVESTING ACTIVITIES

Purchase of property, plant and equipment

(104,131)

(209,654)

Return on PLS accounts

2,411

5,389

Sale proceeds from disposal of property, plant and equipment

285

344

Net cash used in investing activities

(101,435)

(203,921)

CASH FLOWS FROM FINANCING ACTIVITIES

Repayment of long-term finance

(409,518)

(415,604)

Loan from related party - net

450,000

-

Short-term loan obtained

9,280,677

7,129,477

Short-term loan repaid

(12,388,657)

(8,720,557)

Contributions received from associated undertaking

2,904,500

-

Lease rental paid

(8,301)

(13,364)

Net cash used in financing activities

(171,299)

(2,020,048)

Net (decrease) / increase in cash and cash equivalents

(1,138,678)

409,672

Cash and cash equivalents at beginning of the period

(1,553,853)

(1,117,434)

Cash and cash equivalents at end of the period

(2,692,531)

(707,762)

The annexed notes from 1 to 20 form an integral part of these condensed interim financial statements.

Chief Financial Officer

Chief Executive

Director

Notes to and Forming Part of the Condensed Interim Financial Statements

For the Period Ended September 30, 2024 - (Unaudited)

1. THE COMPANY AND ITS OPERATIONS

The Company was incorporated in Pakistan on May 30, 2005 as a public limited company under the repealed Companies Ordinance, 1984 (now Companies Act, 2017). The Company's shares are listed on Pakistan Stock Exchange (PSX) since August 2012. The registered office of the Company is situated at Arif Habib Centre, 23 M.T. Khan Road, Karachi.

The Company has set up a cold rolling mill complex and a galvanization plant in the downstream Industrial Estate, Pakistan Steel, Bin Qasim, Karachi, to carry out its principal business of manufacturing and selling cold rolled coils and hot dipped galvanized coils.

2. BASIS OF PREPARATION

These condensed interim financial statements have been prepared in accordance with the accounting and reporting standards as applicable in Pakistan for interim financial reporting. The accounting and reporting standards applicable in Pakistan for interim financial reporting comprise of:

- International Accounting Standard (IAS) 34, Interim Financial Reporting, issued by the International Accounting Standards Board (IASB) as notified under the Companies Act, 2017;
- Islamic Financial Accounting Standards (IFAS) issued by the Institute of Chartered Accountants of Pakistan as notified under the Companies Act, 2017; and
- Provisions of and directives issued under the Companies Act, 2017.

Where the provisions of and directives issued under the Companies Act, 2017 differ with the requirements of IAS 34, the provisions of and directives issued under the Companies Act, 2017 have been followed.

These condensed interim financial statements do not include all the information required for full financial statements and should be read in conjunction with the annual financial statements for the year ended June 30, 2024.

2.1 Changes in accounting standards, interpretations and pronouncements

a) Standards and amendments to approved accounting standards that are effective

There are certain amendments and interpretations to the accounting and reporting standards which are mandatory for the Company's annual accounting period beginning July 01, 2024. However, these do not have any significant impact on the Company's financial reporting.

b) Standards and amendments to approved accounting standards that are not yet effective

There are standards and certain other amendments to the accounting and reporting standards that will be mandatory for the Company's annual accounting periods beginning on or after July 01, 2024. However, these are considered either not to be relevant or to have any significant impact on the Company's financial statements and operations and, therefore, have not been disclosed in these financial statements.

3. SIGNIFICANT ACCOUNTING POLICIES

The accounting policies adopted in the preparation of these condensed interim financial statements are the same as those applied in the preparation of the annual financial statements of the Company for the year ended June 30, 2024.

Notes to and Forming Part of the Condensed Interim Financial Statements

For the Period Ended September 30, 2024 - (Unaudited)

4. ACCOUNTING ESTIMATES, JUDGEMENTS AND FINANCIAL RISK MANAGEMENT

4.1 The preparation of condensed interim financial statements requires management to make judgements, estimates and assumptions that affect the application of accounting policies and the reported amounts. Actual results may differ from these judgements, estimates and assumptions.

However, management believes that the change in outcome of judgements, estimates and assumptions would not have a material impact on the amounts disclosed in these condensed interim financial statements.

4.2 Judgements and estimates made by the management in the preparation of these condensed interim financial statements are the same as those that were applied to the financial statements as at and for the year ended June 30, 2024.

4.3 The Company's financial risk management objectives and policies are consistent with those disclosed in the financial statements as at and for the year ended June 30, 2024.

	(Unaudited) September 30, 2024	(Audited) June 30, 2024
Rupees '000		

5. PROPERTY, PLANT AND EQUIPMENT

Operating assets - note 5.1	17,146,303	17,363,371
Major spare parts and stand-by equipment	2,335,295	2,260,968
	<u>19,481,598</u>	<u>19,624,339</u>

5.1 Additions to operating assets during the period are as follows:

	(Unaudited)			
	Additions (at cost)		Disposals (at net book value)	
	September 30, 2024	September 30, 2023	September 30, 2024	September 30, 2023
	Rupees '000			
Owned assets:				
Building and civil works on leasehold land	-	-	-	-
Plant and machinery	21,071	89,848	-	-
Electrical equipment	-	5,758	-	-
Office equipment	-	1,446	-	-
Furniture and fixtures	-	-	-	-
Motor vehicles	-	-	-	-
Right of use assets:				
Motor vehicles	8,790	23,518	1,499	533
	<u>29,861</u>	<u>120,570</u>	<u>1,499</u>	<u>533</u>

Notes to and Forming Part of the Condensed Interim Financial Statements

For the Period Ended September 30, 2024 - (Unaudited)

	(Unaudited) September 30, 2024	(Audited) June 30, 2024
Rupees '000		
6. INVENTORIES		
Raw material [including in transit Rs. Nil (June 30, 2024: Rs. 2,331.09 million)]	4,245,421	7,010,170
Work-in-process	432,105	639,102
Finished goods [including coil end sheets Rs. 55.56 million (June 30, 2024: Rs. 106.07 million)]	2,208,007	764,380
	6,885,533	8,413,652
Stores	1,050,301	936,824
Spares	529,199	520,496
	1,579,500	1,457,320
	8,465,033	9,870,972
7. TRADE AND OTHER RECEIVABLES		
Trade receivables - considered good:		
Not yet due from related parties	1,363	1,557,254
Not yet due from other parties	208,912	562,279
	210,275	2,119,533
Other receivables:		
Receivable from Etimaad Engineering (Private) Limited	138,485	138,485
Receivable from insurance company	770,000	668,212
Others	(97,033)	4,700
	811,452	811,397
	1,021,727	2,930,930
8. CASH AND BANK BALANCES		
Cash at bank		
Conventional		
- On savings accounts		
Local currency - note 8.1	72,676	27,147
- On current accounts		
Local currency	121,045	113
Foreign currency	129,996	133,200
	251,041	133,313
	323,717	160,460
Islamic		
- On savings accounts		
Local currency - note 8.2	19,884	50,455
- On current accounts		
Local currency	1,313	5,899
	21,197	56,354
Cash in hand	389	258
	345,303	217,072

Notes to and Forming Part of the Condensed Interim Financial Statements

For the Period Ended September 30, 2024 - (Unaudited)

8.1 At September 30, 2024, the rates of mark-up on PLS savings accounts ranged from 18% to 19% (June 30, 2024: 18% to 20.5%) per annum.

8.2 These are shariah compliant bank balances and carry profit at rates ranging from 6.7% to 9.01% (June 30, 2024: 7.5% to 9.3%) per annum as at September 30, 2024.

9. CONTRIBUTION FROM SPONSOR

Since January 1, 2023 the Company entered into an agreement with Mr. Arif Habib (Sponsor) for investment on the following terms and conditions:

- The repayment of the principal amount and mark-up shall be at the sole and absolute discretion of the Company (taking into consideration the profitability and availability of its cash flows). However, in the event of liquidation, the sponsor will have preferred liquidation rights for recovery of the contribution and outstanding markup prior to Ordinary Shareholders of ASL.
- The financing shall carry mark-up at the rate of 3 month KIBOR + 1.8%. However, the payment of mark-up shall also be at the sole and absolute discretion of the Company. Further, dividends to the ordinary shareholders will only be declared after the payment of markup to sponsor.
- During the year, the Sponsor made an additional investment of Rs. 2.9 billion under the same terms and conditions.

Pursuant to the requirements of IAS 32 - 'financial instruments presentation' and the terms of the arrangement, the loan is classified as equity in these financial statements. The accumulated markup (not accrued not paid) as at September 30, 2024 in respect of the above mentioned agreement amounts to Rs. 1,498.49 million (June 30, 2024: Rs. 1,178.73 million).

	(Unaudited) September 30, 2024	(Audited) June 30, 2024
Rupees '000		

10. LONG-TERM FINANCE - secured

Loan under restructuring agreement - note 10.1	1,635,165	2,010,165
Loan for expansion project - note 10.2		
-Conventional	739,725	739,725
-Islamic	445,380	445,380
	1,185,105	1,185,105
	2,820,270	3,195,270
Less: Current maturity of long-term finance	(2,248,137)	(2,623,137)
	572,133	572,133

10.1 The facility carries mark-up ranging from 6 months KIBOR plus 1% per annum to 6 months KIBOR plus 3.25% per annum on the outstanding amount excluding frozen mark-up. It is repayable in 10 unequal semi-annual installments from July 19, 2021 to January 19, 2025.

10.2 The facility carries mark up ranging between 6 months KIBOR plus 1.9% per annum to be determined on semi-annual basis to mark up at 6 months KIBOR prevailing one day before the first Musharaka contribution date, plus a margin of 1.9% per annum to be determined on semi-annual basis. It is repayable in 10 consecutive semi-annual installments in arrears from December 2021 to June 2026.

Notes to and Forming Part of the Condensed Interim Financial Statements

For the Period Ended September 30, 2024 - (Unaudited)

(Unaudited) September 30, 2024	(Audited) June 30, 2024
--------------------------------------	-------------------------------

Rupees '000

11. SHORT-TERM BORROWINGS - secured

Short term finance facilities under:

- Running finance under mark-up arrangement	3,037,834	1,770,925
- Istisna-cum-Wakala arrangement - Islamic	2,479,626	2,459,195
- Finance against Trust Receipts:		
- Conventional	6,631,597	9,760,009
- Islamic	2,500,000	2,500,000
- Short-term loan from related parties	450,000	-
	15,099,057	16,490,129

12. CONTINGENCIES AND COMMITMENTS

12.1 Contingencies

There has been no significant change during the period in the contingencies reported in the annual financial statements for the year ended June 30, 2024.

12.2 Commitments

Commitments for capital expenditure outstanding as at September 30, 2024 amounted to Rs. 104.440 million (June 30, 2024: Rs. 138.8 million).

(Unaudited) September 30, 2024	(Unaudited) September 30, 2023
--------------------------------------	--------------------------------------

Rupees '000

13. REVENUE FROM CONTRACTS WITH CUSTOMERS

Local sale of goods - note 13.1	5,258,661	12,057,159
Sales tax	(715,427)	(1,754,569)
Rebates and discounts	(314,565)	(339,027)
	4,228,669	9,963,563
Exports	351,752	635,917
	4,580,421	10,599,480

13.1 This includes scrap sale of coil-end sheets net of sales tax amounting to Rs. 326.79 million (September 30, 2023: Rs. 403.98 million).

14. SELLING AND DISTRIBUTION COST

This includes freight charges on export sales amounting to Rs. 6.6 million (September 30, 2023: Rs. 45.8 million). "

Notes to and Forming Part of the Condensed Interim Financial Statements

For the Period Ended September 30, 2024 - (Unaudited)

	(Unaudited)	
	September 30, 2024	September 30, 2023
Rupees '000		
15. OTHER EXPENSES / (INCOME)		
Workers' Profits Participation Fund	-	2,508
Workers' Welfare Fund	-	1,003
Exchange loss / (gain)	7,623	(139,481)
	<u>7,623</u>	<u>(135,970)</u>
16. FINANCE COSTS		
Mark-up expense:		
- long-term finance	138,073	162,412
- impact of unwinding on long-term finance	34,518	40,603
- short-term borrowings	949,339	754,495
Finance lease charges	2,205	3,704
Bank and other charges	5,672	10,398
	<u>1,129,807</u>	<u>971,612</u>
17. INCOME TAX (CREDIT) / EXPENSE		
Current	54,264	31,469
Deferred	(437,087)	(23,433)
	<u>(382,823)</u>	<u>8,036</u>
18. (LOSS) / EARNINGS PER SHARE		
18.1 BASIC		
(Loss) / profit after taxation attributable to ordinary shareholders	(843,123)	35,241
Adjustment for cumulative preference share dividend	(25,853)	(26,691)
(Loss) / profit after taxation for calculation of basic (loss) / profit per share	<u>(868,976)</u>	<u>8,550</u>
Weighted average number of ordinary shares outstanding at the end of period (in thousand)	<u>930,016</u>	<u>930,016</u>
	Rupees	
Basic (loss) / earnings per share	<u>(0.93)</u>	<u>0.01</u>
18.2 DILUTED		
Diluted earnings per share has not been presented for period ended September 30, 2024 as it has anti-dilutive effect on the earnings per share.		

Notes to and Forming Part of the Condensed Interim Financial Statements

For the Period Ended September 30, 2024 - (Unaudited)

19. TRANSACTIONS WITH RELATED PARTIES

Disclosure of transactions with related parties during the period are as follows:

			(Unaudited)	
			September 30, 2024	September 30, 2023
Relationship	Name of company	Nature of transaction	Rupees '000	
Associated companies				
	Arif Habib Corporation Limited	- Finance facility utilised	1,250,000	690,000
		- Repayment of finance facility utilised	800,000	690,000
		- Long-term loan repaid	14,217	14,217
		- Mark-up on finance facilities	10,512	7,890
		- Mark-up on finance facilities paid	32,570	69,772
		- Guarantee commission	326	331
		- Guarantee commission paid	326	325
	Power Cement Limited	- Contribution received against expenses	2,000	-
	Rotocast Engineering Co. (Private) Limited	- Rent and maintenance	4,221	5,955
		- Rent and maintenance paid	4,221	5,955
Other related parties				
	Mr. Arif Habib, Chairman	- Contribution from sponsors	2,904,500	-
Key management personnel				
	Chief Executive Officer, Chief Financial Officer & Company Secretary	- Salaries and other employee benefits	7,300	7,774
	Chief Financial Officer & Company Secretary	- Post retirement benefits	196	179
	Non-Executive Director	- Meeting and other expenses	325	170

20. DATE OF AUTHORISATION FOR ISSUE

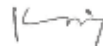
These condensed interim financial statements were approved and authorised for issue by the Board of Directors of the Company on October 29, 2024.



Chief Financial Officer



Chief Executive



Director



Arif Habib Centre 23,
M.T. Khan Road, Karachi - 74000
Tel: (021) 32468317, 34740160
Fax No. (021)34740151
Email: info@aishasteel.com
website: www.aishasteel.com

