

# SHADAB TEXTILE MILLS LIMITED



- CORPORATE BRIEFING SESSION (CBS)– 2024



# SHADAB TEXTILE MILLS LIMITED



- Company Brief
- Strategic / Operational Developments
- Financial Details
- Question & Answers

# SHADAB TEXTILE MILLS LIMITED



## COMPANY'S BRIEF



### Incorporation

19th August, 1979



### Commencement of Business

18th November, 1979



### Major Business

Manufacturing, selling, buying and dealing in Yarn of all types.



### Production Capacity

22.570 million Kgs (Converted into 20/s )



### Paid-up Capital

PKR 166 Million



# SHADAB TEXTILE MILLS LIMITED



## Corporate Information

### Board of Directors

Mian Aamir Naseem	Chief Executive
Mian Farrukh Naseem	Chairman/Non Executive Director
Mr. Yasir Naseem	Executive Director
Mr. Saad Naseem	Non Executive Director
Mr. Hamza Naseem	Non Executive Director
Mrs. Fatima Aamir	Female - Non Executive Director
Mr. Fahad Shafiq	Independent Director
Mr. Ghazanfer Feroz	Independent Director

### AUDIT COMMITTEE

Mr. Fahad Shafiq	Chairman
Mian Farrukh Naseem	Member
Mr. Hamza Naseem	Member

### HUMAN RESOURCE & REMUNERATION COMMITTEE

Mr. Fahad Shafiq	Chairman
Mr. Ghazanfer Feroz	Member
Mr. Saad Naseem	Member

# SHADAB TEXTILE MILLS LIMITED



## **Vision:**

To strive for excellence through commitments, integrity, honesty and team work.

## **Mission:**

- Complete Satisfaction of Buyers/Consumers is our motto.
- Manufacturing of blended yarn as per the customer's requirements and market demand.
- Keeping pace with the rapidly changing technology by continuously balancing, modernization and replacement (BMR) of Plant and Machinery
- Enhancing the profitability by improving the efficiency and cost controls.
- Betterment of Mills employees as quality policy.
- Protecting the environment and contributing towards the economic strength of the country and function as a good corporate citizen.

## **Permissible Business:**

The Company is registered as a public limited company in Pakistan and engaged in the business of manufacturing, selling, buying and dealing in yarn of all types.



## **Vision & Mission**

# SHADAB TEXTILE MILLS LIMITED



## Company Profile

Company Registration No      CUIIN 0007162

National Tax Number (NTN)      0657824-1

Sales Tax Registration  
Number (STRN)      03-08-5202013-73

### Registered Office

A-601/A, City Towers, 6-K,  
Main Boulevard, Gulberg II,  
Lahore, Pakistan.

### Site

Unit # 1  
90 km. Faisalabad Road,  
Naseem Abad, Shahkot.

Unit # 2  
Habibabad, Pattoki, District,  
Kasur

### Chief Financial Officer

Muhammad Adeel Anwar  
Khan

### Company Secretary

Tariq Javaid



## Strategic / Operational Development

The management is continuously making efforts to make BMR of the existing facilities and take new investment initiative to cope with regional competitors in technology related advantages through own resources. The management is focused toward improving in efficiencies and productivity as well as enhanced cost controls.

The company had completed 0.910 MW solar system as on June 30, 2024 and further installed 0.840 MW solar system after the year ended June 30, 2024. Plans are already in place to expand this solar capacity to reduce the effect of rising energy prices.





## Strategic / Operational Development



To Diversify its  
Product Line



Addition  
of new  
Qualities  
and Blends  
of Yarn



Improvement  
in Production  
capacity



More  
efficient,  
Cost  
effective and  
Profitable





## FINANCIAL DETAILS

# SHADAB TEXTILE MILLS LIMITED



## Operational Highlights

	RUPEES IN THOUSAND	
	JUNE 30,	
	2024	2023
Sales – Net	7,280,768	5,962,782
Cost of Sales	<u>(6,881,703)</u>	<u>(5,779,130)</u>
<b>GROSS PROFIT</b>	<b>399,065</b>	183,652
Administrative & General	(153,660)	(140,023)
Selling & Distribution	<u>(391)</u>	<u>(2,089)</u>
	<b>154,051</b>	<u>142,112</u>
<b>OPERATING PROFIT</b>	<b>245,014</b>	41,540
Finance Cost	(133,911)	(137,046)
Other Charges	<u>(36,030)</u>	-
	<b>75,073</b>	(95,506)
Other Income	<u>39,834</u>	<u>2,933</u>
<b>PROFIT / (LOSS) BEFORE LEVIES AND TAX</b>	<b>114,907</b>	(92,573)
Minimum Tax	<u>(57,971)</u>	<u>(12,891)</u>
<b>PROFIT/ (LOSS) BEFORE TAXATION</b>	<b>56,936</b>	(105,464)
Taxation	<u>41,530</u>	<u>(2,278)</u>
<b>PROFIT AFTER TAXATION</b>	<b>98,466</b>	(107,742)



# SHADAB TEXTILE MILLS LIMITED



## SIX YEAR'S FINANCIAL DATA AT A GLANCE

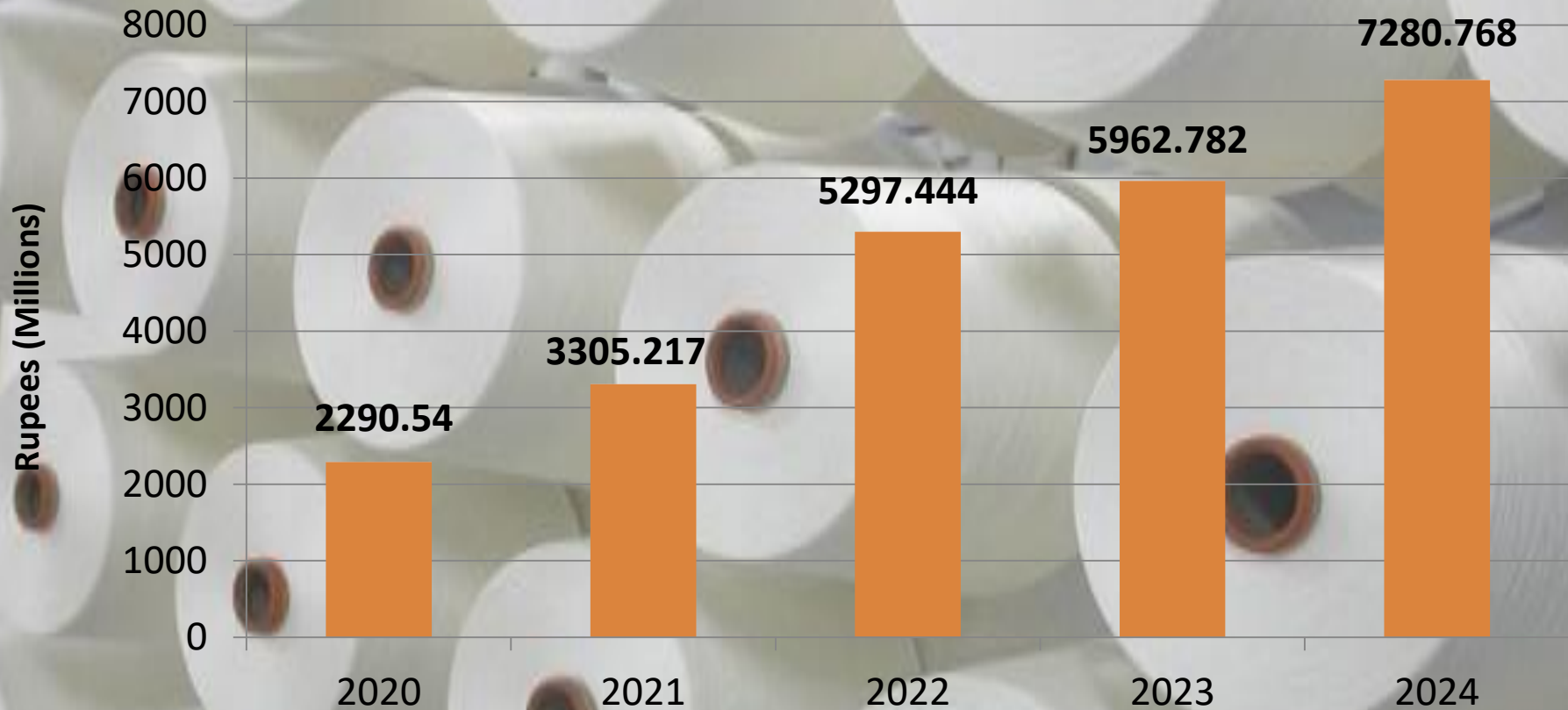
(RUPEES IN MILLION)

PARTICULARS	2024	2023	2022	2021	2020	2019
<b>ASSETS EMPLOYEED</b>						
Property, plant and equipment	1,384.065	1,428.625	1,478.907	1,502.395	374.019	301.426
Right of use assets	26.230	32.788	40.985	7.551	14.993	18.741
Intangible assets	0.987	-	-	-	-	-
Long term deposits	2.348	2.434	2.434	2.434	2.434	2.434
Current assets	1,675.413	1,385.464	1,447.569	930.517	985.012	456.427
<b>TOTAL ASSETS EMPLOYEED</b>	<b>3,089.043</b>	<b>2,849.311</b>	<b>2,969.895</b>	<b>2,442.897</b>	<b>1,376.458</b>	<b>779.028</b>
<b>FINANCED BY</b>						
Share holders' equity	1,612.397	1,452.661	1,571.200	1,402.545	854.604	489.354
Long term financing	203.686	264.001	322.285	328.677	-	-
Gas Infrastructure Development Cess	-	-	-	1.074	-	-
Lease Liabilities	0.950	10.039	19.596	-	1.262	6.092
Deferred liabilities	20.252	104.918	114.151	107.177	32.899	10.767
Current liabilities	1,251.758	1,017.692	942.663	603.424	487.693	272.815
<b>TOTAL FUNDS INVESTED</b>	<b>3,089.043</b>	<b>2,849.311</b>	<b>2,969.895</b>	<b>2,442.897</b>	<b>1,376.458</b>	<b>779.028</b>
<b>PROFIT &amp; (LOSS)</b>						
Sales-net	7,280.768	5,962.782	5,297.444	3,305.217	2,290.540	2,813.430
Cost of sales	6,881.703	5,779.130	4,784.455	2,922.424	2,160.400	2,614.441
<b>Gross profit</b>	<b>399.065</b>	<b>183.652</b>	<b>512.989</b>	<b>382.793</b>	<b>130.140</b>	<b>198.989</b>
Administrative & general	153.660	140.023	124.103	97.966	73.267	68.824
Selling & distribution	0.391	2.089	10.038	7.090	5.470	5.831
<b>Operating profit</b>	<b>245.014</b>	<b>41.540</b>	<b>378.848</b>	<b>277.737</b>	<b>51.403</b>	<b>124.334</b>
Finance costs	133.911	137.046	71.681	32.628	10.644	10.183
Other charges	36.030	-	21.678	17.750	4.975	7.988
	75.073	(95.506)	285.489	227.359	35.784	106.163
Other income	39.834	2.933	7.008	12.131	27.552	2.485
<b>PROFIT / (LOSS) BEFORE TAXATION</b>	<b>114.907</b>	<b>(92.573)</b>	<b>292.497</b>	<b>239.490</b>	<b>63.336</b>	<b>108.648</b>
Taxation	16.441	15.169	97.242	68.849	22.486	30.603
<b>PROFIT / (LOSS) AFTER TAXATION</b>	<b>98.466</b>	<b>(107.742)</b>	<b>195.255</b>	<b>170.641</b>	<b>40.850</b>	<b>78.045</b>
<b>EARNING PER SHARE (Rs.)</b>	<b>5.93</b>	<b>(6.49)</b>	<b>11.76</b>	<b>10.28</b>	<b>3.27</b>	<b>24.31</b>
Dividend paid	-	8.300	16.600	8.300	15.600	4.950
Number of spindles installed						
Ring	36480	36480	33600	33600	33600	33600
MVS	576	576	576	576	-	-
Number of spindles worked						
Ring	34080	36000	33120	33120	33120	33120
MVS	576	576	576	576	-	-
Number of shifts per day	3	3	3	3	3	3
Actual production converted into 20/S count (Kgs. in million)	22.237	21.322	22.998	20.017	16.287	19.082

Operational Highlights



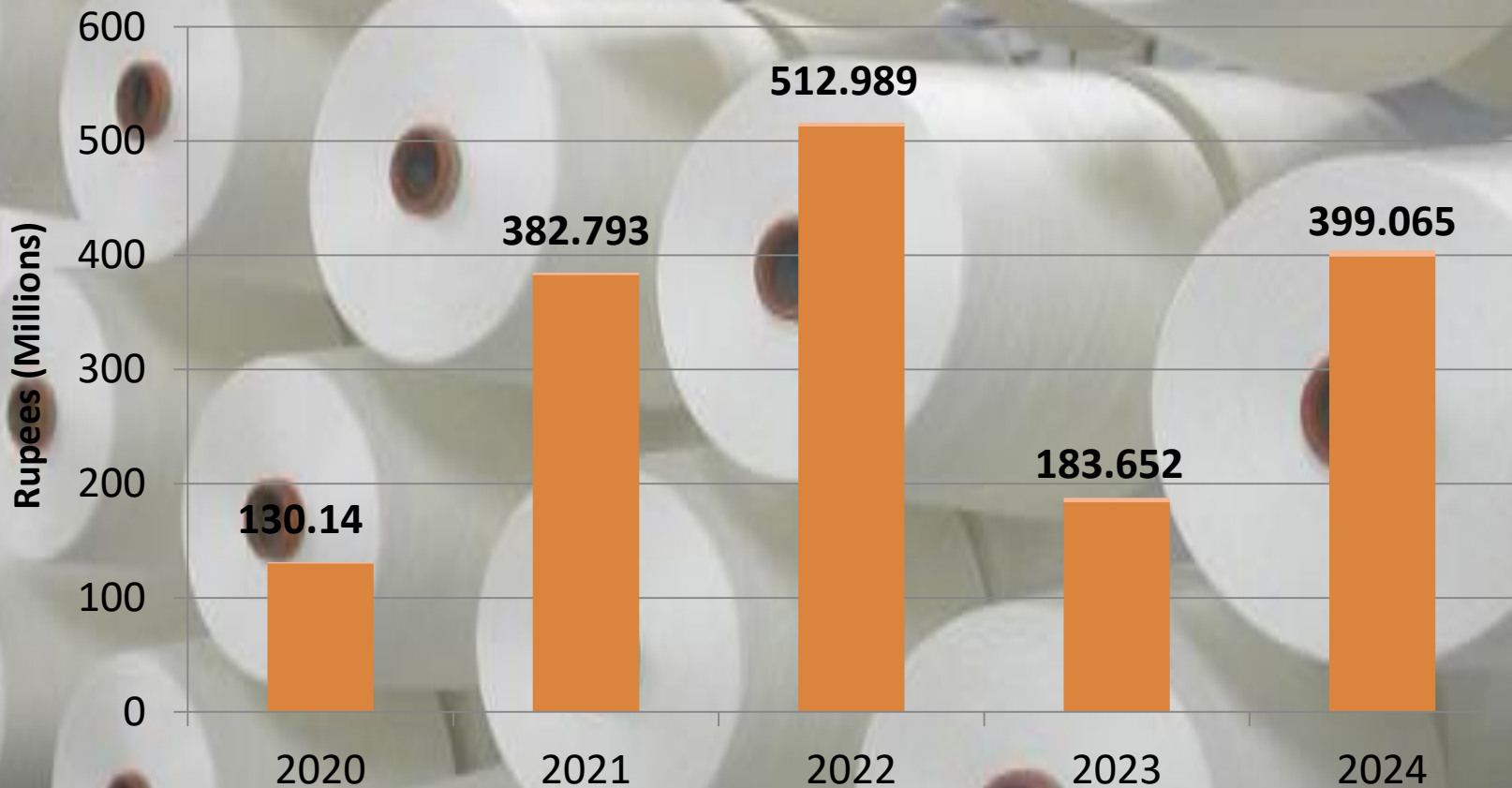
## Sales-net







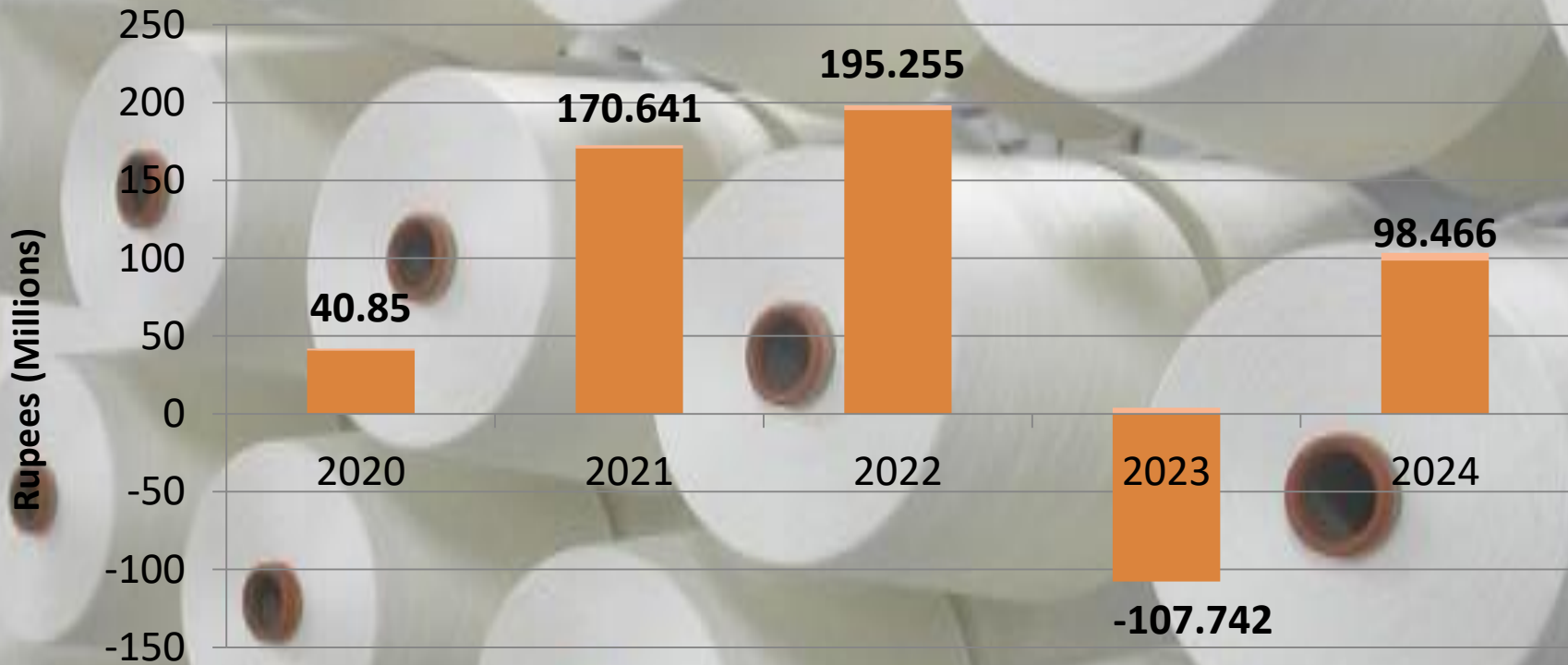
## Gross Profit



# SHADAB TEXTILE MILLS LIMITED



## Profit/(Loss) After Tax





# SHADAB TEXTILE MILLS LIMITED



## Earning Per Share



# SHADAB TEXTILE MILLS LIMITED



Muhammad Adeel  
Anwar Khan  
CFO





**Thank You**