

# Corporate Briefing

Session - 2024



# DISCLAIMER



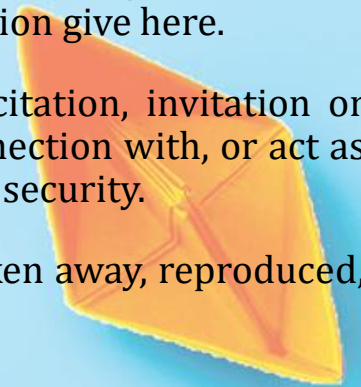
**THIS PRESENTATION IS NOT AN OFFER OR SOLICITATION OF AN OFFER TO BUY OR SELL ANY SECURITIES OR ANY INVESTMENT.**

This presentation has been prepared by Feroze1888 Mills Limited solely for information purposes. Therefore, no representation or warranty express or implied is made thereto, and no reliance should be placed on , the fairness, accuracy, sufficiency, completeness or correctness of the information or any opinion contain herein or any opinion rendered thereto, the information contained in this presentation should be considered in the context of the circumstances prevailing at the time and will not be updated to reflect any developments that may occur after the date of presentation. Neither Feroze1888 Mills Limited nor any of its respective officials, associates, employees or any person working under or on behalf of, have any responsibility and/or liability of any nature whatsoever for any loss arising from any use of the information give here.

This presentation does not constitute or form part of prospectus, offering circular or memorandum or an offer, solicitation, invitation or recommendation to purchase or subscribe for any securities and no part of it shall form basis of, or be relied upon in connection with, or act as any inducement to enter into any arrangement, agreement, contract, commitment or investment decision in relation to any security.

You agree to keep the contents of this presentation strictly confidential. All or any part of this presentation may not be taken away, reproduced, copied, redistributed retransmitted or disclosed in any manner or form and for any purpose whatsoever.

By attending this presentation, you are agreeing to be bound by the foregoing limitations.



# TABLE OF CONTENTS

- ❖ FERROZE1888 AT A GLANCE...
- ❖ CORPORATE GOVERNANCE
- ❖ PRODUCTS & GLOBAL PRESENCE
- ❖ AWARDS & ACHIEVEMENTS
- ❖ SUSTAINABILITY
- ❖ COMPANY'S PERFORMANCE
- ❖ Q1, 2024-25 Performance



# FEROZE1888 AT A GLANCE

- Leading Manufacturer and Exporter of Specialized Yarn & Textile Products in Pakistan.
- An eminent presence in the global textile market, maintaining high level of standards in all areas.
- Vertically and backward integrated manufacturing facility, overseeing processes from spinning to stitching including packaging.
- Striving to achieve excellence across all the three domains of sustainability - People, Planet & Prosperity
- Workforce of 12,000+ employees

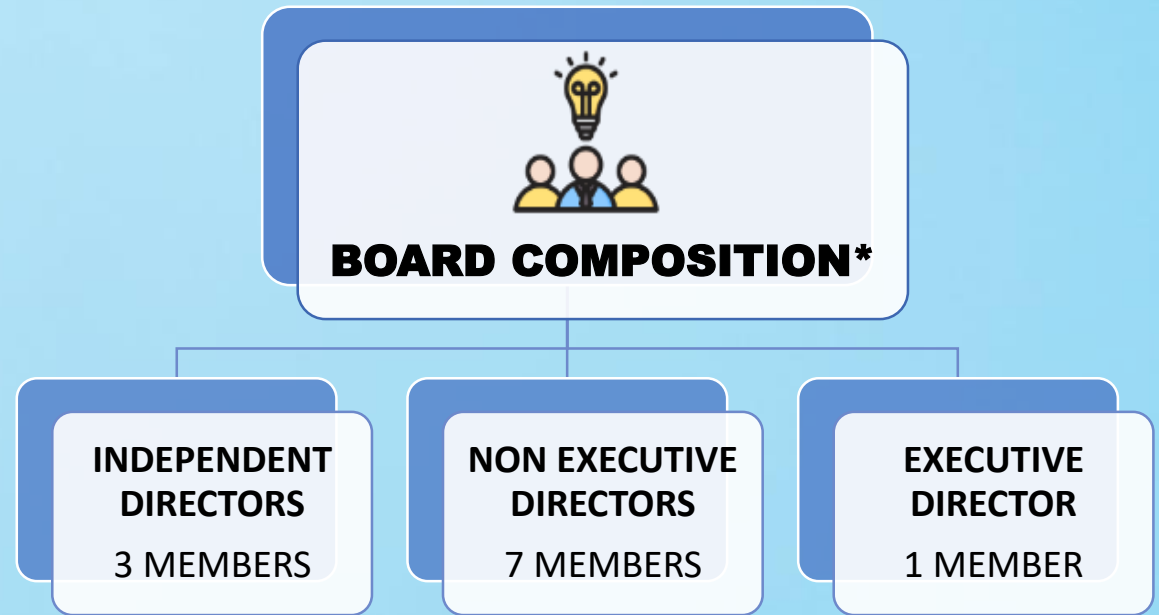
**CREDIT  
RATING**

**LONG TERM**      *AA-*

**SHORT TERM**      *A-1*



# GOVERNANCE STRUCTURE



\*Includes representation of 2 female members



\*\* Chaired by independent directors



# PRODUCT CATEGORIES



BATH SECTION



BEACH SECTION



KITCHEN SECTION



HOME TEXTILE



HOSPITALITY



INSTITUTIONAL



APPARELS



BABY ESSENTIALS

# EXPORT DESTINATIONS



# AWARDS & ACHIEVEMENTS



**“Best Corporate Report 2023”** by ICAP & ICMAP



**“Manufacturing Excellence Award”** in Textile Sector by MAP



**“Pakistan Disability Inclusion Excellence Award”**



**“Annual Environmental Excellence Award 2024”**

# AWARDS & ACHIEVEMENTS




**“Women  
Empowerment &  
Gender Equality  
Recognition Award  
2024**



**“Employer of the  
Year Award 2024”**




**“Top CEO of the  
year  
(Multinational)  
2024”**





# WEAVING A “SUSTAINABLE” FUTURE



# AT A GLANCE



Employee Education Assistance to 182 management Staff's children and 1,419 workers children



Marriages of 19 female employees / workers and workers' daughters through combined marriage.



Positively impacted 150+ employees through wellness program



56% increase in female strength. The mean & median pay for female employees is 20% and 22% respectively higher than that of male employees



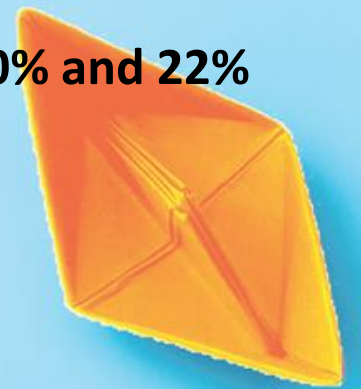
130,000 number of trees planted to combat climate change




16% increase in energy generation through solar



Increased water recycle volume by 11% from FY'23



# COMPANY'S PERFORMANCE



# FINANCIAL PERFORMANCE

## REVENUE



**FY'24**                      **PKR 70Bn**

**FY'23**                      **PKR 57Bn**

## PAT



**FY'24**                      **PKR 0.6Bn**

**FY'23**                      **PKR 8.9Bn**

## EBITDA

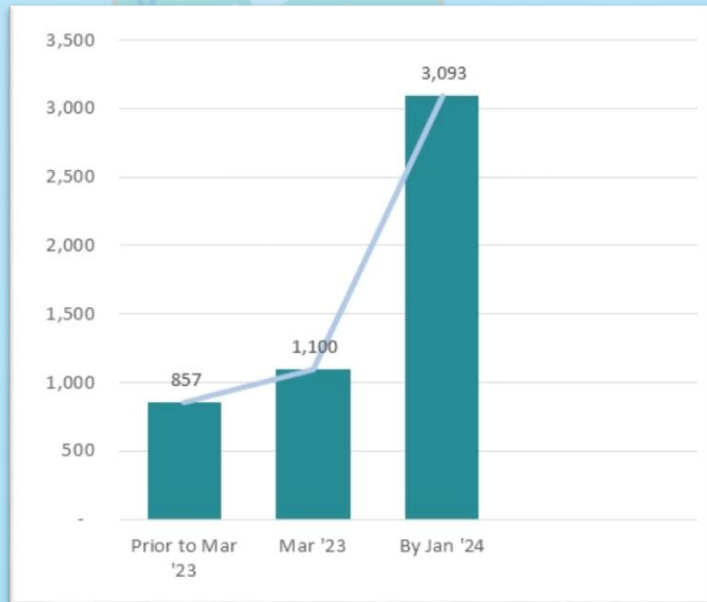


**FY'24**                      **PKR 8.2Bn**

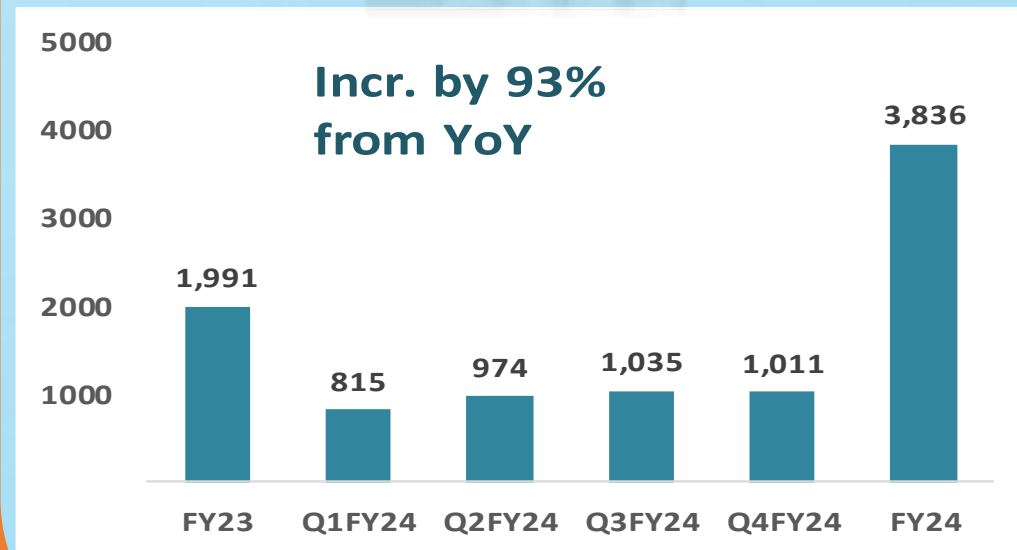
**FY'23**                      **PKR 14Bn**

# FINANCIAL PERFORMANCE

## Power Cost / MMBTU



## Finance Cost (Rs. In Mn)



# FINANCIAL PERFORMANCE

## TOTAL ASSETS



3.6%

FY'24

PKR 81 Bn

FY'23

PKR 78 Bn

## BREAKUP VALUE / SHARE



9%

FY'24

PKR 84.27

FY'23

PKR 91.85

## WEALTH GENERATED



21%

FY'24

PKR 19.4 Bn

FY'23

PKR 23.4 Bn

# KEY PERFORMANCE INDICATORS

## CURRENT RATIO



FY'24	1.13
FY'23	1.40

## D/E %



FY'24	26.54%
FY'23	27.19%

## INTEREST COVER



FY'24	1.46
FY'23	6.38



# Q1, 2024-25 Performance

## COMPANY'S SALES

Q1FY'25 - PKR 15.7B

Q1FY'24 - PKR 17.6B

## FINANCE



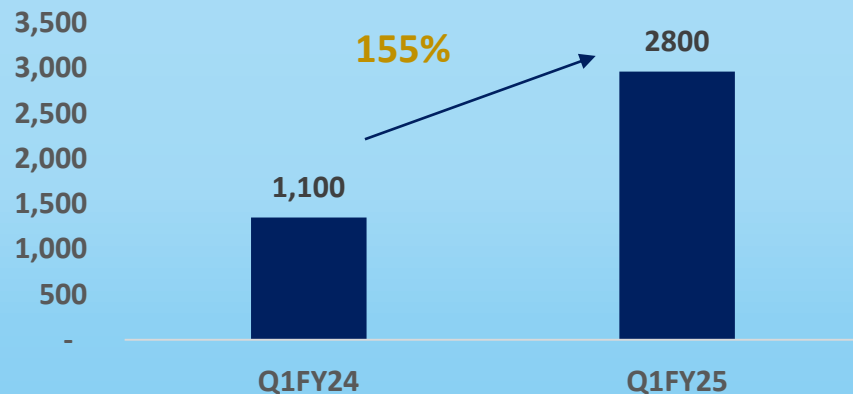
Monetary  
policy rate –  
15%

## COMPANY'S PROFIT

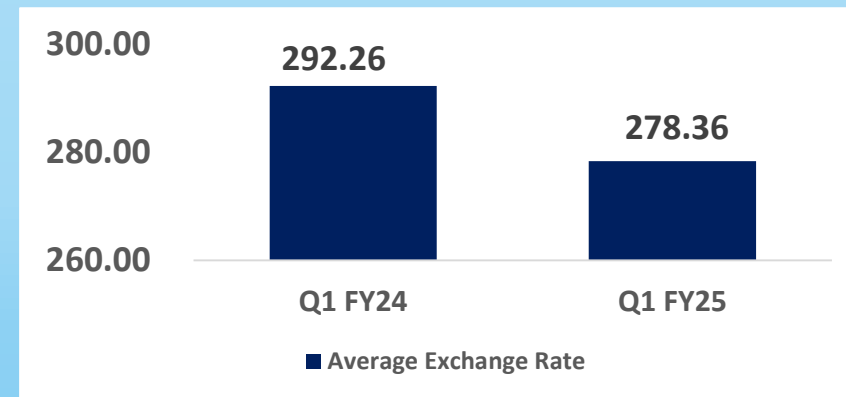
Q1FY'25 - PKR 3M

Q1FY'24 - PKR 1B

## Average Power Cost / MMBTU



## Avg. Exchange Rate (PKR / USD)





# Q & A



*Thank you!*

