

Corporate Briefing

Session - 2024

November 22, 2024

CLASSIFICATION: PUBLIC



DISCLAIMER



THIS PRESENTATION IS NOT AN OFFER OR SOLICITATION OF AN OFFER TO BUY OR SELL ANY SECURITIES OR ANY INVESTMENT.

This presentation has been prepared by Feroze1888 Mills Limited solely for information purposes. Therefore, no representation or warranty express or implied is made thereto, and no reliance should be placed on , the fairness, accuracy, sufficiency, completeness or correctness of the information or any opinion contain herein or any opinion rendered thereto, the information contained in this presentation should be considered in the context of the circumstances prevailing at the time and will not be updated to reflect any developments that may occur after the date of presentation. Neither Feroze1888 Mills Limited nor any of its respective officials, associates, employees or any person working under or on behalf of, have any responsibility and/or liability of any nature whatsoever for any loss arising from any use of the information give here.

This presentation does not constitute or form part of prospectus, offering circular or memorandum or an offer, solicitation, invitation or recommendation to purchase or subscribe for any securities and no part of it shall form basis of, or be relied upon in connection with, or act as any inducement to enter into any arrangement, agreement, contract, commitment or investment decision in relation to any security.

By attending this presentation, you are agreeing to be bound by the foregoing limitations.

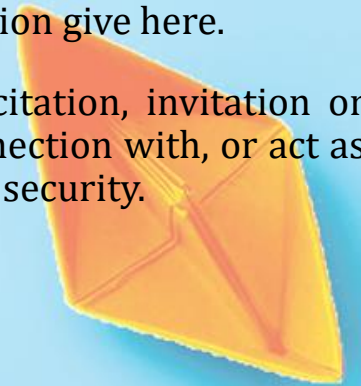


TABLE OF CONTENTS

- ❖ FERROZE1888 AT A GLANCE...
- ❖ CORPORATE GOVERNANCE
- ❖ PRODUCTS & GLOBAL PRESENCE
- ❖ AWARDS & ACHIEVEMENTS
- ❖ SUSTAINABILITY
- ❖ COMPANY'S PERFORMANCE FY 2023-24
- ❖ Q1, 2024-25 PERFORMANCE



FEROZE1888 AT A GLANCE

- Leading Manufacturer and Exporter of Specialized Yarn & Textile Products.
- An eminent presence in the global textile market, maintaining high level of standards in all areas.
- Vertically and backward integrated manufacturing facility, overseeing processes from spinning to stitching including packaging.
- Striving to achieve excellence across all the three domains of sustainability 3Ps - People, Planet & Prosperity
- Workforce of 12,000+ employees

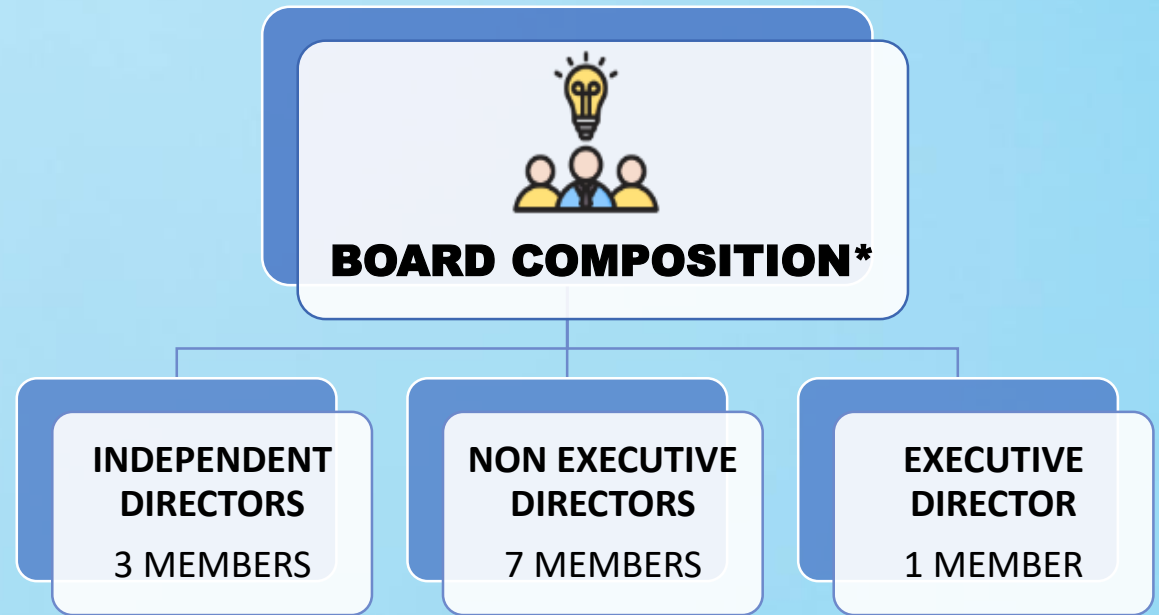
**CREDIT
RATING**

LONG TERM *AA-*

SHORT TERM *A-1*



GOVERNANCE STRUCTURE



*Includes representation of 2 female members



** Chaired by independent directors



PRODUCT CATEGORIES



BATH SECTION



BEACH SECTION



KITCHEN SECTION



HOME TEXTILE



HOSPITALITY



INSTITUTIONAL



APPARELS



BABY ESSENTIALS

EXPORT DESTINATIONS



AWARDS & ACHIEVEMENTS



“Best Corporate Report 2023” by ICAP & ICMAP



“Manufacturing Excellence Award” in Textile Sector by MAP



“Pakistan Disability Inclusion Excellence Award”



“Annual Environmental Excellence Award 2024”

AWARDS & ACHIEVEMENTS




**“Women
Empowerment &
Gender Equality
Recognition Award
2024**




**“Employer of the
Year Award 2024”**



**“Top CEO of the
year
(Multinational)
2024”**



WEAVING A “SUSTAINABLE” FUTURE



SNAPSHOT



Employee Education Assistance to 182 management Staff's children and 1,419 workers children



Marriages of 19 female employees / workers and workers' daughters through combined marriage.



Positively impacted 150+ employees through wellness program



56% increase in female strength. The mean & median pay for female employees is 20% and 22% respectively higher than that of male employees



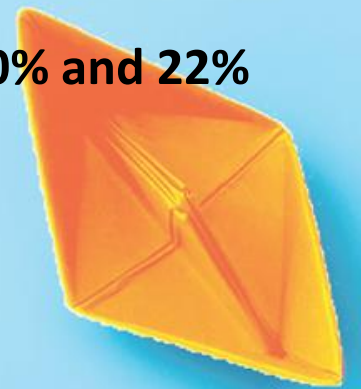
130,000 number of trees planted to combat climate change




16% increase in energy generation through solar



Increased water recycle volume by 11% from FY'23



COMPANY'S PERFORMANCE



FINANCIAL PERFORMANCE

REVENUE



FY'24 **PKR 70Bn**

FY'23 **PKR 57Bn**

PAT



FY'24 **PKR 0.6Bn**

FY'23 **PKR 8.9Bn**

EBITDA

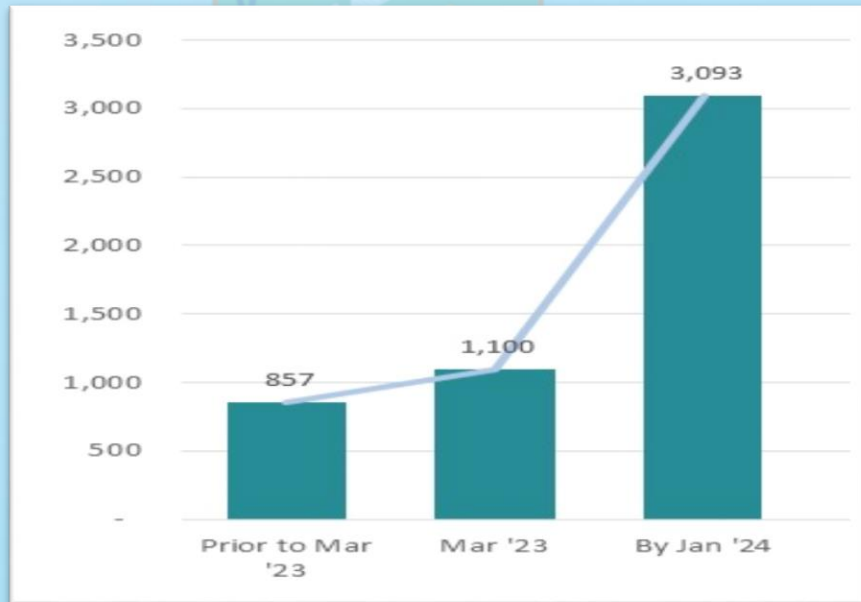


FY'24 **PKR 8.2Bn**

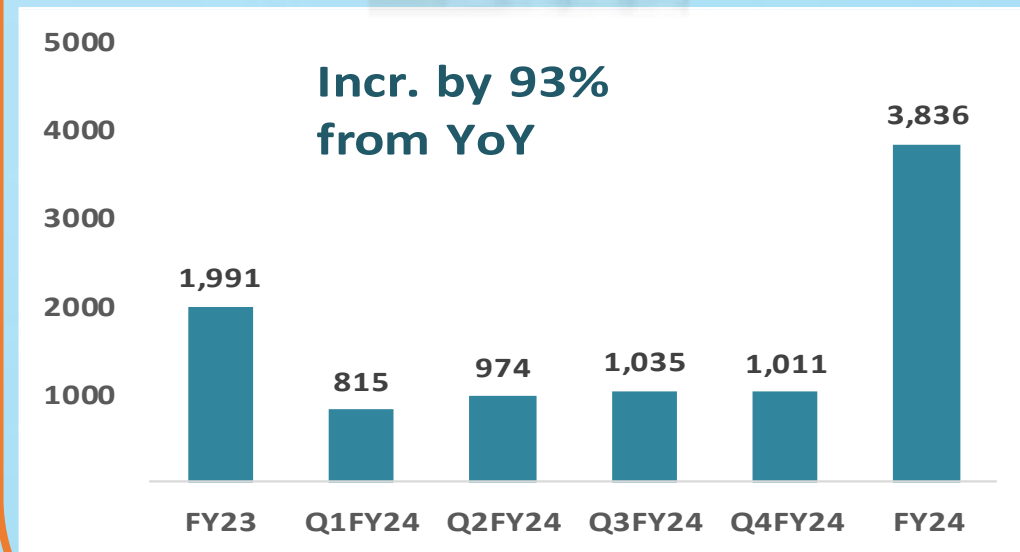
FY'23 **PKR 14Bn**

FINANCIAL PERFORMANCE

Power Cost / MMBTU



Finance Cost (Rs. In Mn)



FINANCIAL PERFORMANCE

TOTAL ASSETS



3.6%

FY'24

PKR 81 Bn

FY'23

PKR 78 Bn

BREAKUP VALUE / SHARE



9%

FY'24

PKR 84.27

FY'23

PKR 91.85

WEALTH GENERATED



21%

FY'24

PKR 19.4 Bn

FY'23

PKR 23.4 Bn

KEY PERFORMANCE INDICATORS

CURRENT RATIO



FY'24	1.13
FY'23	1.40

D/E %



FY'24	26.54%
FY'23	27.19%

INTEREST COVER



FY'24	1.46
FY'23	6.38



Q1, 2024-25 Performance

COMPANY'S SALES

Q1FY'25 - PKR 15.7B

Q1FY'24 - PKR 17.6B

FINANCE COST



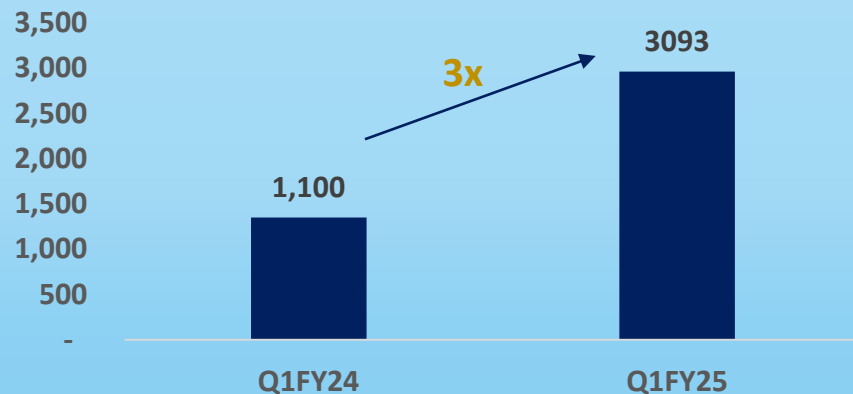
Monetary
policy rate –
15%

COMPANY'S PROFIT

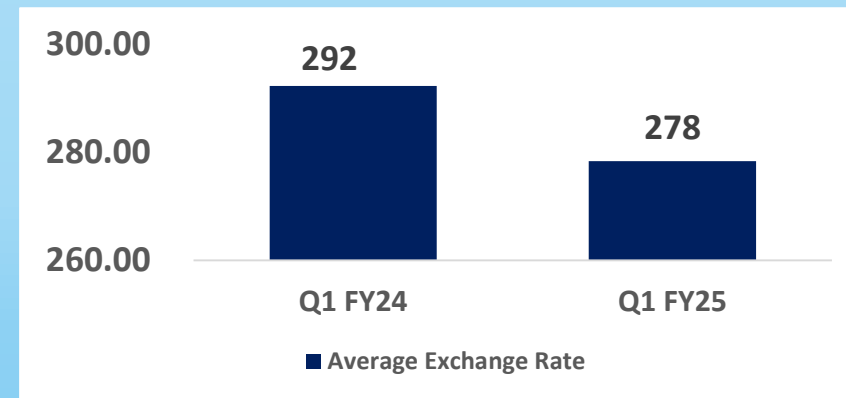
Q1FY'25 - PKR 3M

Q1FY'24 - PKR 1B

Average Power Cost / MMBTU



Avg. Exchange Rate (PKR / USD)



Q & A



Thank you!

