



BOLAN CASTINGS LIMITED
CONDENSED INTERIM STATEMENT OF FINANCIAL POSITION
AS AT DECEMBER 31, 2024

	(Unaudited) December 31, 2024 Rupees	(Audited) June 30, 2024 Rupees
ASSETS		
Non-current assets		
Property, plant and equipment	150,565,929	159,519,136
Long-term investment	41,112,500	37,375,000
Long-term loans and advances	167,000	590,248
Deferred tax asset - net	2,429,655	138,476
Long-term deposits	4,747,790	4,747,790
Employee benefits plan asset	18,337,185	17,181,435
	<u>217,360,059</u>	<u>219,552,085</u>
Current assets		
Stores, spare parts and loose tools	145,042,218	145,300,785
Inventories	359,557,034	415,505,286
Trade receivables	37,634,796	122,329,743
Loans and advances	4,862,750	9,962,603
Trade deposits and short-term prepayments	13,808,044	4,983,120
Other receivables	4,557,779	20,668,261
Taxation - payments less provision	-	6,146,593
Cash and bank balances	89,393,227	43,495,992
	<u>654,855,848</u>	<u>768,392,383</u>
TOTAL ASSETS	<u><u>872,215,907</u></u>	<u><u>987,944,468</u></u>
EQUITY AND LIABILITIES		
Share capital and reserves		
Share capital	114,725,290	114,725,290
General and other reserves	189,141,862	220,822,955
	<u>303,867,152</u>	<u>335,548,245</u>
LIABILITIES		
Non-current liabilities		
Long-term deposits	2,074,226	2,059,823
Employee benefits plan obligation	22,982,109	21,867,170
Long-term financing	35,000,000	65,000,000
	<u>60,056,335</u>	<u>88,926,993</u>
Current liabilities		
Trade and other payables	345,764,692	392,620,294
Advances from customers	5,147,870	1,578,673
Accrued mark-up	6,961,740	9,715,342
Current portion of long-term deposits	223,500	133,799
Current portion of long-term financing	60,000,000	60,000,000
Unclaimed dividend	3,379,761	3,395,122
Taxation - payments less provision	2,904,857	-
Short-term financing	83,910,000	96,026,000
	<u>508,292,420</u>	<u>563,469,230</u>
TOTAL LIABILITIES	<u>568,348,755</u>	<u>652,396,223</u>
Contingency and commitments		
TOTAL EQUITY AND LIABILITIES	<u><u>872,215,907</u></u>	<u><u>987,944,468</u></u>


SYED SAJID ALI
 Chief Financial Officer
 Bolan Castings Limited.


BOLAN CASTINGS LIMITED
CONDENSED INTERIM STATEMENT OF PROFIT OR LOSS - UNAUDITED
FOR THE HALF YEAR ENDED DECEMBER 31, 2024

	Quarter ended		Half year ended	
	December 31, 2024	December 31, 2023	December 31, 2024	December 31, 2023
	(Rupees)			
Revenue from contracts with customers	440,922,109	1,005,582,796	854,976,464	1,658,047,262
Cost of sales	(392,083,574)	(781,930,414)	(800,901,673)	(1,357,023,944)
Gross profit	48,838,535	223,652,382	54,074,791	301,023,318
Distribution expenses	(11,732,783)	(23,997,915)	(23,285,215)	(37,930,555)
Administrative expenses	(19,466,150)	(23,852,534)	(39,961,658)	(46,892,408)
Other expenses	-	(11,738,613)	-	(13,064,704)
Other income	1,663,316	4,575,508	6,043,659	7,821,317
Operating profit / (loss)	19,302,918	168,638,828	(3,128,423)	210,956,968
Finance cost	(10,498,055)	(17,811,489)	(23,198,735)	(39,611,486)
Profit / (loss) before income tax expense	8,804,863	150,827,339	(26,327,158)	171,345,482
Income tax expense	(5,583,489)	(47,246,477)	(9,091,435)	(55,553,221)
Profit / (loss) for the period	3,221,374	103,580,862	(35,418,593)	115,792,261
Earnings / (loss) per share - basic and diluted	0.28	9.03	(3.09)	10.09


SYED SAIF
 Chief Financial Officer
 Bolan Castings Limited.


BOLAN CASTINGS LIMITED
CONDENSED INTERIM STATEMENT OF COMPREHENSIVE INCOME - UNAUDITED
FOR THE HALF YEAR ENDED DECEMBER 31, 2024

	Quarter ended		Half year ended	
	December 31, 2024	December 31, 2023	December 31, 2024	December 31, 2023
	(Rupees)			
Profit / (loss) for the period	3,221,374	103,580,862	(35,418,593)	115,792,261
Comprehensive income / (loss)				
Items that will not be reclassified to profit or loss in subsequent period				
Remeasurements of employee benefits	-	(6,390,951)	-	(6,390,951)
Impact of deferred tax	-	1,853,376	-	1,853,376
	-	(4,537,575)	-	(4,537,575)
Unrealised gain on revaluation of investment at fair value through other comprehensive income (FVTOCI) - note 6	10,798,500	11,137,750	3,737,500	37,228,375
Total comprehensive income / (loss) for the period	14,019,874	110,181,037	(31,681,093)	148,483,061


SYED SAJID ALI
 Chief Financial Officer
 Bolan Castings Limited.

BOLAN CASTINGS LIMITED
CONDENSED INTERIM STATEMENT OF CASH FLOWS - UNAUDITED
FOR THE HALF YEAR ENDED DECEMBER 31, 2024

	For six months ended	
	December 31, 2024	December 31, 2023
	Rupees	Rupees
CASH FLOWS FROM OPERATING ACTIVITIES		
Cash generated from operations	111,526,433	208,714,332
Decrease / (increase) in long-term loans and advances	423,248	(38,160)
Increase / (decrease) in long-term deposits	104,104	(515,416)
Income taxes paid - net	(2,331,163)	(35,670,479)
Employee benefits paid	(1,035,387)	(3,298,854)
Finance cost paid	(24,594,153)	(42,148,519)
Net cash generated from operating activities	84,093,082	127,042,904
CASH FLOWS FROM INVESTING ACTIVITIES		
Purchase of property, plant and equipment	-	(2,922,018)
Proceeds from disposal of property, plant and equipment	134,730	1,271,593
Return received on savings and deposit accounts	2,938,285	2,284,496
Dividend received	862,500	1,581,250
Net cash generated from investing activities	3,935,515	2,215,321
CASH FLOWS FROM FINANCING ACTIVITIES		
Dividend paid	(15,362)	(326)
Long-term financing obtained	-	165,000,000
Repayment of long-term financing	(30,000,000)	(10,000,000)
Net cash (used in) / generated from financing activities	(30,015,362)	154,999,674
Net increase in cash and cash equivalents	58,013,235	284,257,899
Cash and cash equivalents at beginning of the period	(52,530,008)	(329,417,079)
Cash and cash equivalents at end of the period	5,483,227	(45,159,180)


SYED SAAD ALI
 Chief Financial Officer
 Bolan Castings Limited.

SHARE CAPITAL		RESERVES				
Issued, subscribed and paid up capital	CAPITAL	REVENUE			SUB TOTAL	TOTAL
	Share premium	General reserve	Accumulated loss	Investment Revaluation Reserve		
				(Rupees)		
114,725,290	12,155,680	424,500,000	(364,908,733)	13,475,000	85,221,947	199,947,237
-	-	-	115,792,261	-	115,792,261	115,792,261
-	-	-	(4,537,575)	37,228,375	32,690,800	32,690,800
-	-	-	111,254,686	37,228,375	148,483,061	148,483,061
114,725,290	12,155,680	424,500,000	(253,654,047)	50,703,375	233,705,008	348,430,298
114,725,290	12,155,680	424,500,000	(247,707,725)	31,875,000	220,822,955	335,548,245
-	-	-	(35,418,593)	-	(35,418,593)	(35,418,593)
-	-	-	-	3,737,500	3,737,500	3,737,500
-	-	-	(35,418,593)	3,737,500	(31,681,093)	(31,681,093)
114,725,290	12,155,680	424,500,000	(283,126,318)	35,612,500	189,141,862	303,867,152

SYED SAJJAD ALI
Chief Financial Officer
Bolan Castings Limited.