

Fateh Industries Limited

Condensed Interim Statement of Financial Position

As at December 31, 2024
(Un-Audited)


	Dec 31, 2024 Un-Audited	June 30, 2024 Audited
	Rupees	
<u>Non-Current Assets</u>		
Property, Plant and Equipments	10,548,644	10,931,187
Investments	1,216,691	815,746
	11,765,335	11,746,933
<u>Current Assets</u>		
Inventories	18,221,549	17,889,152
Trade Receivables	29,684,717	33,552,406
Advances, Deposits and Prepayments	1,516,513	1,317,718
Income Tax Refundable	2,774,441	2,374,921
Cash and bank balances	722,760	220,012
	52,919,980	55,354,209
	64,685,315	67,101,142
<u>Share Capital and Reserves</u>		
Share Capital	20,000,000	20,000,000
<u>Capital Reserve</u>		
Investment revaluation reserve	1,199,124	798,179
<u>Revenue Reserve</u>		
Accumulated Loss	(112,273,848)	(111,518,757)
	(91,074,724)	(90,720,578)
<u>Non-Current Liabilities</u>		
Security Deposit from tenant	630,000	630,000
<u>Current Liabilities</u>		
Trade and Others Payables	122,745,508	123,890,006
Loan from Directors	32,384,531	33,301,714
Provision for Taxation	-	-
	155,130,039	157,191,720
CONTINGENCIES AND COMMITMENTS - NOTE NO. 3		
Total	64,685,315	67,101,142

The annexed notes form an integral part of these condensed financial statements




SAEED ALAM

Chief Executive
Hyderabad: February 24, 2025



RAUF ALAM

Director



MUHAMMAD ISMAIL

Chief Financial Officer

Fateh Industries Limited

Condensed Interim Statement of Profit or Loss


For the 2nd Quarter ended December 31, 2024
(Un-Audited)

	2024		2023	
	OCT-DEC 2024 RUPEES	JUL-DEC 2024 RUPEES	OCT-DEC 2023 RUPEES	JUL-DEC 2023 RUPEES
Sales	-	171,450	3,849,225	7,991,061
Less: Cost of sales	218,315	377,926	6,602,059	10,575,360
Gross (Loss)	(218,315)	(206,476)	(2,752,834)	(2,584,299)
Less: Administration Expense	489,109	1,942,186	215,293	468,537
	(707,424)	(2,148,662)	(2,968,127)	(3,052,836)
Add: Other Income	266,800	977,397	1,288,500	2,557,800
Foreign Exchange Gain	1,221,884	502,277	724,718	159,266
Operating Profit/(Loss)	781,260	(668,988)	(954,909)	(335,770)
Less: Financial expenses	40	1,103	2,203	2,780
Other Charges	85,000	85,000	75,000	75,000
	85,040	86,103	77,203	77,780
Profit/(Loss) before Taxation	696,220	(755,091)	(1,032,112)	(413,550)
Taxation	0	0	0	0
Net Profit/(Loss) after Taxation	696,220	(755,091)	(1,032,112)	(413,550)
Earning / (Loss) per share - Basic and Diluted	0.35	(0.38)	(0.52)	(0.21)

The annexed notes form an integral part of these condensed financial statements



SAEED ALAM
Chief Executive



RAUF ALAM
Director



MUHAMMAD ISMAIL
Chief Financial Officer

Hyderabad: February 24, 2025

Fateh Industries Limited


Condensed Interim Statement of Comprehensive Income

For the 2nd Quarter ended December 31, 2024
(Un-Audited)


	2024		2023	
	OCT-DEC 2024 RUPEES	JUL-DEC 2024 RUPEES	OCT-DEC 2023 RUPEES	JUL-DEC 2023 RUPEES
Net Profit/(Loss) after taxation	696,220	(755,091)	(1,032,112)	(413,550)
Other comprehensive income / (Loss)				
<i>Items that will not be subsequently reclassified to profit or loss</i>				
<i>Unrealized gain/(loss) on remeasurement</i>				
<i>of Investment</i>	296,240	400,945	173,432	198,038
Total Comprehensive Income/(Loss) for the Period	992,460	(354,146)	(858,680)	(215,512)



SAEED ALAM
Chief Executive



RAUF ALAM
Director



MUHAMMAD ISMAIL
Chief Financial Officer

Hyderabad: February 24, 2025

Fateh Industries Limited

Condensed Interim Statement of Cash Flows

For the 2nd Quarter ended December 31, 2024
(Un-Audited)


	31-12-2024 RUPEES	31-12-2023 RUPEES
CASH FROM OPERATING ACTIVITIES		
Loss before taxation	(755,091)	(413,550)
Adjustment for:		
Depreciation	382,543	429,285
Dividend Income	(20,800)	(79,200)
Foreign Exchange Loss / (Gain)	(502,277)	(159,266)
Operating profit before working capital changes	<u>(895,625)</u>	<u>(222,731)</u>
(Increase) / decrease in Operating Assets		
Inventories	(332,397)	(37,190)
Trade Receivables	4,369,966	(2,119,455)
Advances, deposits and pre-payments	(198,795)	(150,782)
	<u>2,943,149</u>	<u>(2,530,158)</u>
Increase/(Decrease) in Operating Liabilities		
Trade and other payables	(1,144,498)	(60,457)
Cash generated from/(used in) operations	<u>1,798,651</u>	<u>(2,590,615)</u>
Tax deducted at source/paid	(399,520)	(287,059)
Net cash from / (used in) Operating Activities	<u>1,399,131</u>	<u>(2,877,674)</u>
CASH FLOW FROM INVESTING ACTIVITIES		
Dividend Income	20,800	79,200
Net cash from / (used in) Investing Activities	<u>20,800</u>	<u>79,200</u>
CASH FLOW FROM FINANCING ACTIVITIES		
Increase / (Decrease) in Loan from Directors	(917,183)	3,305,000
Net cash from / (used in) Financing Activities	<u>(917,183)</u>	<u>3,305,000</u>
Net Increased/(Decrease) in cash and cash equivalents	<u>502,748</u>	<u>506,526</u>
Cash and equivalent at the beginning of the period	<u>220,012</u>	<u>463,358</u>
Cash and equivalent at the end of the period	<u><u>722,760</u></u>	<u><u>969,884</u></u>



SAEED ALAM

Chief Executive

Hyderabad: February 24, 2025



RAUF ALAM

Director



MUHAMMAD ISMAIL

Chief Financial Officer

Fateh Industries Limited

Condensed Interim Statement of Changes in Equity

For the 2nd Quarter ended December 31, 2024


	<u>Amount in Rupees.</u>			
	<u>Share Capital</u>	<u>Surplus on Revaluation of Investment</u>	<u>Accumulated (Loss)</u>	<u>Total</u>
Balance as on July 1, 2023	20,000,000	415,947	(109,586,766)	(89,170,819)
Loss for the period	0	0	(413,550)	(413,550)
Other Comprehensive income for the period	0	198,038	0	198,038
	0	198,038	(413,550)	(215,512)
Balance as on December 31, 2023	20,000,000	613,985	(110,000,316)	(89,386,331)
Balance as on July 1, 2024	20,000,000	798,179	(111,518,757)	(90,720,578)
Loss for the period	0	0	(755,091)	(755,091)
Other Comprehensive income for the period	0	400,945	0	400,945
	0	400,945	(755,091)	(354,146)
Balance as on December 31, 2024	20,000,000	1,199,124	(112,273,848)	(91,074,724)



SAEED ALAM

Chief Executive

Hyderabad: February 24, 2025



RAUF ALAM

Director



MUHAMMAD ISMAIL

Chief Financial Officer