

First Al-Noor Modaraba

Condensed Interim Statement of Financial Position

As at December 31, 2024


		(Un-audited) December 31, 2024	(Audited) June 30, 2024
		-----Rupees-----	
ASSETS	<i>Note</i>		
Current assets			
Cash and bank balances	3	30,355,385	92,712,516
Short term investments	4	33,906,838	38,799,648
Musawamah facility	5	-	-
Profit receivable	6	554,001	2,261,619
Stock in trade	7	163,769,204	78,661,336
Receivable form diminishing musharaka		614,683	751,570
Loans, advances, prepayments and other receivables	8	10,366,821	5,687,216
Current portion of diminishing musharaka financing		2,561,441	6,243,797
Taxation and levies - net	9	-	696,045
		242,128,373	225,813,747
Non-current assets			
Long term deposits	10	3,844,816	3,838,407
Long term investments	11	22,333,962	36,311,359
Diminishing musharakah financing	12	434,969	1,070,502
Deferred tax asset	13	873,425	1,017,198
Fixed assets	14	861,513	1,065,606
		28,348,685	43,303,072
Total assets		270,477,058	269,116,819
EQUITY AND LIABILITIES			
Certificate holders' equity			
Authorised certificate capital 40,000,000 (2024: 40,000,000) certificates of Rs. 10 each	15	400,000,000	400,000,000
Issued, subscribed, and paid - up certificate capital	15	231,000,000	231,000,000
Capital reserves	16	77,362,662	77,362,662
Revenue reserves		(51,798,585)	(51,624,116)
		256,564,077	256,738,546
Deficit on revaluation of investments	17	(730,788)	(806,226)
Non - current liabilities			
Deferred liability - staff gratuity		5,901,676	6,536,176
Current liabilities			
Creditors, accrued and other liabilities	18	2,689,645	1,140,335
Charity payable	19	54,648	-
Provision for custom duty & surcharge	20	4,398,842	4,398,842
Taxation and levies - net	9	489,812	-
Unclaimed profit distributions		1,109,146	1,109,146
		8,742,093	6,648,323
Total Liabilities		14,643,769	13,184,499
Contingencies and commitments	21	-	-
Total equity and liabilities		270,477,058	269,116,819

The annexed notes from 1 to 32 form an integral part of these financial statements.

✓

For Al-Noor Modaraba Management (Private) Limited
(Management Company)









First Al-Noor Modaraba


Condensed Interim Statement of Changes in Equity

For the six months ended December 31, 2024 (unaudited)


	Issued, subscribed, and paid - up certificate capital	Capital reserve Statutory reserves	Revenue reserve		Total
			General reserve	Accumulated losses	
	-----Rupees-----				
Balance as at July 01, 2023	231,000,000	77,284,641	250,000	(52,593,230)	255,941,411
<i>Total comprehensive income for the six months ended</i>					
- Profit after taxation	-	-	-	2,598,242	2,598,242
- Other comprehensive income	-	-	-	-	-
	-	-	-	2,598,242	2,598,242
Surplus transferred to accumulated losses	-	-	-	141,412	141,412
Balance as at December 31, 2023	231,000,000	77,284,641	250,000	(49,853,576)	258,681,065
Balance as at July 01, 2024	231,000,000	77,362,662	250,000	(51,874,116)	256,738,546
<i>Total comprehensive income for the six months ended</i>					
- Profit after taxation	-	-	-	(475,521)	(475,521)
- Other comprehensive income	-	-	-	(496,845)	(496,845)
	-	-	-	(972,366)	(972,366)
Surplus transferred to accumulated losses	-	-	-	797,897	797,897
Balance as at December 31, 2024	231,000,000	77,362,662	250,000	(52,048,585)	256,564,077

The annexed notes from 1 to 32 form an integral part of these financial statements.

For Al-Noor Modaraba Management (Private) Limited
(Management Company)


Chief Executive Officer


Chief Financial Officer


Director


Director

First Al-Noor Modaraba

Condensed Interim Statement of Cash Flows

For the six months ended December 31, 2024 (unaudited)

CASH FLOWS FROM OPERATING ACTIVITIES

Profit before levies and taxation

Adjustments for non-cash charges and other items:

Depreciation on fixed assets

Taxes adjusted during the year

Profit on bank deposits

Gain on sale of securities - net

Unrealised loss / (gain) on re-measurement of investments at

fair value through profit or loss

Share of loss / (gain) of associate

Financial and other charges

Provision for gratuity

Operating loss before working capital changes

Working capital changes

Decrease / (increase) in current assets

- Diminishing musharakah financing

- Profit receivable

- Stock in trade

- Dividend receivable

- Receivable from diminishing mushuarika

- Investments- net

- Loans, advances, prepayments and other receivables

Increase in current liabilities

- Creditors, accrued and other liabilities

- Charity Payable

Long term deposits

Income tax paid

Financial charges paid

Gratuity paid

Net cash (used in) / generated from operating activities

CASH FLOWS FROM INVESTING ACTIVITIES

Purchase of fixed assets

Profit received on bank deposits

Net cash generated from investing activities

Net (decrease) / increase in cash and cash equivalents

Cash and cash equivalents as at beginning of the year

Cash and cash equivalents as at the end of year

December 31,
2024

December 31,
2023

-----Rupees-----

2,579,820

5,005,309

328,770

406,851

-

99,314

(914,538)

(463,054)

(11,235,872)

(4,107,998)

728,667

(283,185)

294,184

(847,616)

2,682

3,933

305,500

-

(10,490,607)

(5,191,755)

(7,910,787)

(186,446)

4,317,889

18,376,008

1,707,618

(2,182,713)

(85,107,868)

44,715,090

-

(996,975)

136,887

(1,756,129)

29,378,156

40,123,987

(4,679,605)

(744,614)

1,549,310

670,490

54,648

7,514

(52,642,965)

98,212,658

(6,409)

1,514

(1,644,149)

-

(2,682)

(3,933)

(940,000)

(195,000)

(2,593,240)

(197,419)

(63,146,992)

97,828,793

(124,677)

-

914,538

463,054

789,861

463,054

(62,357,131)

98,291,847

92,712,516

23,150,626

30,355,385

121,442,473

The annexed notes from 1 to 32 form an integral part of these financial statements.

For Al-Noor Modaraba Management (Private) Limited
(Management Company)