



**BOLAN CASTINGS LIMITED**  
**CONDENSED INTERIM STATEMENT OF FINANCIAL POSITION**  
**AS AT MARCH 31, 2025**

	(Unaudited) March 31, 2025 Rupees	(Audited) June 30, 2024 Rupees
<b>ASSETS</b>		
<b>Non-current assets</b>		
Property, plant and equipment	146,297,769	159,519,136
Long-term investment	39,171,875	37,375,000
Long-term loans and advances	254,877	590,248
Deferred tax asset - net	2,429,655	138,476
Long-term deposits	4,747,790	4,747,790
Employee benefits plan asset	18,944,650	17,181,435
	<u>211,846,616</u>	<u>219,552,085</u>
<b>Current assets</b>		
Stores, spare parts and loose tools	126,465,030	145,300,785
Inventories	263,447,932	415,505,286
Trade receivables	104,294,297	122,329,743
Loans and advances	4,368,544	9,962,603
Trade deposits and short-term prepayments	14,174,635	4,983,120
Other receivables	51,929,208	20,668,261
Taxation - payments less provision	-	6,146,593
Cash and bank balances	47,105,289	43,495,992
	<u>611,784,935</u>	<u>768,392,383</u>
<b>TOTAL ASSETS</b>	<u><u>823,631,551</u></u>	<u><u>987,944,468</u></u>
<b>EQUITY AND LIABILITIES</b>		
<b>Share Capital and reserves</b>		
Share capital	114,725,290	114,725,290
General and other reserve	202,507,826	220,822,955
	<u>317,233,116</u>	<u>335,548,245</u>
<b>LIABILITIES</b>		
<b>Non-current liabilities</b>		
Long-term deposits	2,170,358	2,059,823
Employee benefits plan obligation	23,108,610	21,867,170
Long-term loan financing	20,000,000	65,000,000
	<u>45,278,968</u>	<u>88,926,993</u>
<b>Current liabilities</b>		
Trade and other payables	281,993,419	392,620,294
Advances from customers	4,529,486	1,578,673
Accrued mark-up	7,454,118	9,715,342
Current portion of long term-deposits	233,910	133,799
Current portion of long-term financing	60,000,000	60,000,000
Unclaimed dividend	3,379,761	3,395,122
Taxation - payments less provision	5,204,629	-
Short-term financing	98,324,144	96,026,000
	<u>461,119,467</u>	<u>563,469,230</u>
<b>Total liabilities</b>	<u>506,398,435</u>	<u>652,396,223</u>
<b>Contingency and commitments</b>		
<b>TOTAL EQUITY AND LIABILITIES</b>	<u><u>823,631,551</u></u>	<u><u>987,944,468</u></u>

  
**SYED SAJID ALI**  
 Chief Financial Officer  
 Bolan Castings Limited.


**BOLAN CASTINGS LIMITED**  
**CONDENSED INTERIM STATEMENT OF PROFIT OR LOSS - UNAUDITED**  
**FOR THE PERIOD ENDED MARCH 31, 2025**

	<u>Quarter ended</u>		<u>Period ended</u>	
	<u>March 31</u>	<u>March 31</u>	<u>March 31</u>	<u>March 31</u>
	<u>2025</u>	<u>2024</u>	<u>2025</u>	<u>2025</u>
	<hr/> <b>-----Rupees-----</b> <hr/>			
Revenue from contracts with customers	622,191,894	953,702,712	1,477,168,358	2,611,749,974
Cost of sales	<u>(557,357,827)</u>	<u>(774,765,455)</u>	<u>(1,358,259,500)</u>	<u>(2,131,789,399)</u>
Gross profit	64,834,067	178,937,257	118,908,858	479,960,575
Distribution expenses	(19,603,438)	(23,475,270)	(42,888,653)	(61,405,825)
Administrative expenses	(19,313,097)	(30,986,971)	(59,274,755)	(77,644,276)
Other expenses	-	(7,876,482)	-	(21,176,289)
Other income	3,425,195	6,757,023	9,468,854	14,578,340
Operating profit	<u>29,342,727</u>	<u>123,355,557</u>	<u>26,214,304</u>	<u>334,312,525</u>
Finance cost	(5,999,990)	(14,305,776)	(29,198,725)	(53,917,262)
Profit / (loss) before income tax expense	<u>23,342,737</u>	<u>109,049,781</u>	<u>(2,984,421)</u>	<u>280,395,263</u>
Income tax expense	<u>(8,036,148)</u>	<u>(40,549,519)</u>	<u>(17,127,583)</u>	<u>(96,102,740)</u>
Profit / (loss) for the period	<u><u>15,306,589</u></u>	<u><u>68,500,262</u></u>	<u><u>(20,112,004)</u></u>	<u><u>184,292,523</u></u>
Earnings / (loss) per share - basic and diluted	<u><u>1.33</u></u>	<u><u>5.97</u></u>	<u><u>(1.75)</u></u>	<u><u>16.06</u></u>

  
**SYED SAJID ALI**  
 Chief Financial Officer  
 Bolan Castings Limited.

**BOLAN CASTINGS LIMITED**  
**CONDENSED INTERIM STATEMENT OF COMPREHENSIVE INCOME - UNAUDITED**  
**FOR THE PERIOD ENDED MARCH 31, 2025**

	Quarter ended		Period ended	
	March 31, 2025	March 31, 2024	March 31, 2025	March 31, 2024
	← Rupees →			
Profit / (loss) for the period	15,306,589	68,500,262	(20,112,004)	184,292,523
<b>Comprehensive income / (loss)</b>				
<b>Items that will not be reclassified to profit or loss in subsequent period</b>				
Remeasurement of employee benefits	-	-	-	(6,390,951)
Impact of deferred tax	-	-	-	1,853,376
	-	-	-	(4,537,575)
Unrealised gain / (loss) on revaluation of investment at fair value through other comprehensive income (FVTOCI)	1,940,625	(8,765,875)	1,796,875	28,462,500
<b>Total comprehensive income / (loss) for the period</b>	<b>17,247,214</b>	<b>59,734,387</b>	<b>(18,315,129)</b>	<b>208,217,448</b>

  
**SYED SAJID ALI**  
 Chief Financial Officer  
 Bolan Castings Limited.



**BOLAN CASTINGS LIMITED**  
**CONDENSED INTERIM STATEMENT CASH FLOWS - UNAUDITED**  
**FOR THE PERIOD ENDED MARCH 31, 2025**

	<u>For nine months ended</u>	
	<u>March 31,</u> <u>2025</u> <u>Rupees</u>	<u>March 31,</u> <u>2024</u> <u>Rupees</u>
<b>CASH FLOWS FROM OPERATING ACTIVITIES</b>		
Cash generated from operations	79,472,027	279,510,850
Decrease in long-term loans and advances	335,371	241,880
Increase / (decrease) in long-term deposits	210,646	(1,056,913)
Income taxes paid - net	(8,067,539)	(43,898,456)
Employee benefits paid	(1,984,050)	(6,177,639)
Finance cost paid	(30,009,585)	(56,439,141)
<b>Net cash generated from operating activities</b>	<b>39,956,870</b>	<b>172,180,581</b>
<b>CASH FLOWS FROM INVESTING ACTIVITIES</b>		
Purchase of property, plant and equipment	(252,100)	(8,154,549)
Proceeds from disposal of property, plant and equipment	244,195	3,551,454
Return received on savings and deposit accounts	3,790,049	4,652,873
Dividend received	2,587,500	3,018,750
<b>Net cash generated from investing activities</b>	<b>6,369,644</b>	<b>3,068,528</b>
<b>CASH FLOWS FROM FINANCING ACTIVITIES</b>		
Dividend paid	(15,361)	(326)
Long-term financing obtained	-	165,000,000
Repayment of long-term financing	(45,000,000)	(25,000,000)
<b>Net cash (used in) / generated from financing activities</b>	<b>(45,015,361)</b>	<b>139,999,674</b>
<b>Net increase in cash and cash equivalents</b>	<b>1,311,153</b>	<b>315,248,783</b>
Cash and cash equivalents at beginning of the period	(52,530,008)	(329,417,079)
<b>Cash and cash equivalents at end of the period</b>	<b>(51,218,855)</b>	<b>(14,168,296)</b>

  
**SYED SAJID ALI**  
 Chief Financial Officer  
 Bolan Castings Limited.

**BOLAN CASTINGS LIMITED**  
**CONDENSED INTERIM STATEMENT OF CHANGES IN EQUITY - UNAUDITED**  
**FOR THE PERIOD ENDED MARCH 31, 2025**

	SHARE CAPITAL	RESERVES					
		CAPITAL	REVENUE				
	Issued, subscribed and paid up capital	Share premium	General reserves	Accumulated loss	Investment Revaluation Reserve	SUB TOTAL	TOTAL
				Rupees			
Balance at on July 1, 2023	114,725,290	12,155,680	424,500,000	(364,908,733)	13,475,000	85,221,947	199,947,237
Total comprehensive income / (loss) for the period ended March 31, 2024							
- Income for the period	-	-	-	184,292,523	-	184,292,523	184,292,523
- Other comprehensive (loss) / income for the period	-	-	-	(4,537,575)	28,462,500	23,924,925	23,924,925
	-	-	-	179,754,948	28,462,500	208,217,448	208,217,448
Balance as at March 31, 2024 (unaudited)	<u>114,725,290</u>	<u>12,155,680</u>	<u>424,500,000</u>	<u>(185,153,785)</u>	<u>41,937,500</u>	<u>293,439,395</u>	<u>408,164,685</u>
Balance at on July 1, 2024	114,725,290	12,155,680	424,500,000	(247,707,725)	31,875,000	220,822,955	335,548,245
Total comprehensive (loss) / income for the period ended March 31, 2025							
- Loss for the period	-	-	-	(20,112,004)	-	(20,112,004)	(20,112,004)
- Other comprehensive income for the period	-	-	-	-	1,796,875	1,796,875	1,796,875
	-	-	-	(20,112,004)	1,796,875	(18,315,129)	(18,315,129)
Balance as at March 31, 2025 (unaudited)	<u>114,725,290</u>	<u>12,155,680</u>	<u>424,500,000</u>	<u>(267,819,729)</u>	<u>33,671,875</u>	<u>202,507,826</u>	<u>317,233,116</u>

**SYED SAJIDALI**  
Chief Financial Officer  
Bolan Castings Limited.