



Pak Leather Crafts Limited

MANUFACTURERS & EXPORTERS OF LEATHER AND LEATHER GARMENTS

Form - 7

Date:- April 28, 2025

The General Manager
Pakistan Stock Exchange Ltd,
2nd Floor, Stock Exchange Building,
Stock Exchange Road,
Karachi.

Sub:- **FINANCIAL RESULTS FOR THE 3rd QUARTER ENDED MARCH 31, 2025**

Dear Sir,


We have to inform you that the Board of Directors of our company in their meeting held on Monday 28-04-2025 at 11:00 a.m at the Registered Office of the Company recommended the following:


- (i) CASH DIVIDEND: NIL
- (ii) BONUS SHARES : NIL
- (iii) RIGHT SHARES : NIL
- (iv) ANY OTHER ENTITLEMENT / CORPORATE ACTION: NIL
- (v) ANY OTHER PRICE SENSITIVE INFORMATION: Annexure Attached

The financial results of the Company are attached as Annexure 'A' to this letter.

The 3rd Quarterly report of the Company for the period ended March 31, 2025 will be transmitted through PUCARS in due course of time and shall also be made available on the company's website www.pakleather.com

Yours truly
For PAK LEATHER CRAFTS LIMITED


(NASEER AHMED)
Company Secretary





Pak Leather Crafts Limited

MANUFACTURERS & EXPORTERS OF LEATHER AND LEATHER GARMENTS

Annexure A

CONDENSED INTERIM STATEMENT OF PROFIT OR LOSS (UN-AUDITED) FOR THE PERIOD ENDED MARCH 31, 2025


	Nine Months ended March 31,		Quarter ended March 31,	
	2025	2024	2025	2024
	-----Rs. in '000'-----			
Sales - net	43,083	62,747	14,125	25,561
Cost of sales	34,089	57,155	10,627	20,133
Gross profit	8,994	5,592	3,498	5,428
Other Income	67	-	67	-
Waiver of loan and mark up	-	13,986	-	-
	9,061	19,578	3,565	5,428
Administrative expenses	7,868	9,160	2,300	2,782
Selling and distribution exp.	1,097	1,007	331	501
Financial cost	626	442	208	125
	9,591	10,609	2,839	3,408
(Loss)/Profit for the period before taxation	(530)	8,969	726	2,020
Provision for taxation	(714)	1,745	292	258
Profit for the period	184	7,224	434	1,762
Earnings per share				
- Basic and diluted (Rupees per share)	0.05	2.12	0.13	0.52



Registered Office: Plot 18, Sector 7-A, Korangi Industrial Area, Karachi (Pakistan).
Phones: 35064100-1 Fax: (92-21)35060809 & 35060109 E-mail: info@pakleather.com
Tannery: Plot 18, Sector 7-A, Korangi Industrial Area, Karachi (Pakistan).

PAK LEATHER CRAFTS LTD
CONDENSED INTERIM STATEMENT OF FINANCIAL POSITION
(UNAUDITED)
AS AT MAR. 31, 2025

	Unaudited March 31, 2025 (RUPEES)	Audited June 30, 2024 (RUPEES)
ASSETS		
NON-CURRENT ASSETS		
Property, plant and equipment	33,813,238	32,692,954
Long term deposits	1,409,612	1,409,612
	<u>35,222,850</u>	<u>34,102,566</u>
Current assets		
Loose tools	476,387	476,387
Stock in trade	36,559,798	44,034,867
Trade debts	7,038,638	13,623,360
Advances and other receivables	3,767,036	3,379,140
Tax refunds due from government	2,121,019	2,999,720
Cash and bank balances	2,109,732	942,422
	<u>52,072,610</u>	<u>65,455,896</u>
TOTAL ASSETS	<u><u>87,295,460</u></u>	<u><u>99,558,462</u></u>
EQUITY AND LIABILITIES		
SHARE CAPITAL AND RESERVES		
Issued, subscribed and paid up capital	34,000,000	34,000,000
Accumulated loss	(362,192,585)	(362,376,799)
	<u>(328,192,585)</u>	<u>(328,376,799)</u>
Non-current liabilities		
Long term loans	13,196,939	18,254,742
Deferred interest income	6,179,951	7,122,148
	<u>19,376,890</u>	<u>25,376,890</u>
Current liabilities		
Short term borrowings	216,105,337	219,989,717
Current portion of long term financing	54,903,419	54,903,419
Interest / mark up payable	81,965,162	81,965,162
Trade and other payables	42,085,301	42,816,612
Provision for taxation - income tax	909,687	2,741,213
Unclaimed dividend	142,248	142,248
	<u>396,111,155</u>	<u>402,558,371</u>
CONTINGENCIES	<u><u>87,295,460</u></u>	<u><u>99,558,462</u></u>



PAK LEATHER CRAFTS LIMITED
CONDENSED INTERIM STATEMENT OF CASH FLOWS (UNAUDITED)
FOR THE PERIOD ENDED MARCH 31, 2025

	March, 31 2025 <u>Rupees</u>	March, 31 2024 <u>Rupees</u>
CASH GENERATED FROM OPERATIONS		
Profit/(loss) for the period before taxation	(529,878)	8,969,855
Adjustment for non-cash items:		
Waiver of loan and mark up	-	(13,985,813)
Depreciation on property, plant and equipment	2,107,096	2,207,364
Cash flows before working capital changes	<u>1,577,218</u>	<u>(2,808,594)</u>
Changes in working capital		
(Increase)/decrease in current assets		
Loose tools	-	(80,000)
Stock in trade	7,475,069	(1,288,880)
Trade debts	6,584,722	(5,814,014)
Tax Refunds due from Government	878,701	(35,976)
Advances and other receivables	(387,896)	(1,118,659)
Increase/(decrease) in current liabilities		
Trade and other payables	(731,311)	414,385
	<u>13,819,285</u>	<u>(7,923,144)</u>
Cash generated from operations	15,396,503	(10,731,738)
Income tax paid	(1,117,434)	(1,040,055)
Net cash flows from operating activities	(A) <u>14,279,070</u>	<u>(11,771,793)</u>
Cash flows from investing activities		
Addition in property, plant and equipment	(3,227,380)	(1,351,580)
Net cash flow from investing activities	(B) <u>(3,227,380)</u>	<u>(1,351,580)</u>
Cash flows from financing activities		
Decrease in short term borrowings - net	(3,884,380)	4,720,720
Repayment of long term loans	(6,000,000)	-
Net cash flow from financing activities	(C) <u>(9,884,380)</u>	<u>4,720,720</u>
Net increase/(decrease) in cash and cash equivalents	(A+B+C) 1,167,310	(8,402,653)
Cash and cash equivalents at the beginning of the period	942,422	8,650,856
Cash and cash equivalents at the end of the period	<u><u>2,109,732</u></u>	<u><u>248,203</u></u>



PAK LEATHER CRAFTS LIMITED
CONDENSED INTERIM STATEMENT OF CHANGES IN EQUITY (UNAUDITED)
FOR THE PERIOD ENDED MARCH 31, 2025

	Issued subscribed and paid up capital	Accumulated Loss	Total
Balance as at July 01, 2023 - Audited	34,000,000	(370,503,519)	(336,503,519)
Total comprehensive income for the period			
Profit for the period	-	7,224,458	7,224,458
Other comprehensive income	-	-	-
	-	7,224,458	7,224,458
	-	-	-
Balance as at March 31, 2024 - Unaudited	34,000,000	(363,279,061)	(329,279,061)
Balance as at July 01, 2024 - Audited	34,000,000	(362,376,799)	(328,376,799)
Total comprehensive profit for the period			
Profit for the period	-	184,214	184,214
Other comprehensive income	-	-	-
	-	184,214	184,214
	-	-	-
Balance as at March 31, 2025 - Unaudited	34,000,000	(362,192,585)	(328,192,585)