

OILBOY

ENERGY LIMITED

April 29, 2025

The General Manager,
Pakistan Stock Exchange Limited,
Stock Exchange Building,
Stock Exchange Road,
Karachi.

Subject: Financial Results for the Period Ended March 31, 2025.

Dear Sir,


We are pleased to inform you that the Board of Directors of Oilboy Energy Limited, in their meeting held on April 29, 2025 at 11:30 am, at the registered office located at 5A/1, Gulberg III, Off M M Alam Road, Lahore, has approved the 3rd quarter unaudited financial statements for the period ended March 31, 2025 and recommended the following results: -

(i) CASH DIVIDEND	NIL
(ii) BONUS SHARES	NIL
(iii) RIGHT SHARES	NIL
(iv) ANY OTHER ENTITLEMENT/CORPORATE ACTION	NIL
(v) ANY OTHER PRICE-SENSITIVE INFORMATION	NIL

The Quarterly Report of the Company will be transmitted through PUCARS in the due course of time.

You may please inform the TRE Certificate Holders of the Exchange accordingly.

For and on behalf of
Oilboy Energy Limited


Inam Ullah

Company Secretary



Copy to:

The Executive Director/HOD

Offsite-II Department, Supervision Division,
Securities and Exchange Commission of Pakistan,
63-NIC Building, Blue Area,
Islamabad.

5A/1, Gulberg III, Off M.M. Alam Road, Lahore
+92-423-5771778-9 info@obel.com.pk

www.obel.com.pk

OILBOY ENERGY LIMITED
CONDENSED INTERIM STATEMENT OF FINANCIAL
POSITION


OILBOY
ENERGY LIMITED

AS AT MARCH 31, 2025


	Note	-- Un-Audited --	- Audited -
		March 31,	June 30,
		2025	2024
		----- Rupees -----	
Assets			
Non-current assets			
Property and equipment	4	11,966,366	12,312,155
Intangibles	5	1,683,515	2,040,347
Right of use assets	6	6,756,450	37,904,563
Long term security deposits	7	193,659	614,314
Deferred Cost	8	2,147,937	4,743,174
Deferred taxation	9	32,793,964	34,308,197
Total non-current assets		55,541,891	91,922,750
Current assets			
Short-term investments	10	1,960	1,337
Stock in trade	11	2,985,280	10,618,682
Trade and other receivables	12	15,088,367	-
Unclaimed dividend		11,041	11,041
Advances and prepayments	13	431,127	6,133,003
Current portion of deferred cost		158,404	142,512
Tax refunds due from the Government	14	4,881,178	-
Cash and bank balances	15	2,492,592	12,653,135
Total current assets		26,049,949	29,559,710
Total assets		81,591,840	121,482,460

The annexed notes 1 to 41 form an integral part of these condensed interim financial statements.




Chief Executive Officer


Chief Financial Officer


Director

OILBOY ENERGY LIMITED
CONDENSED INTERIM STATEMENT OF FINANCIAL
POSITION

OILBOY
ENERGY LIMITED


AS AT MARCH 31, 2025

	Note	-- Un-Audited --	- Audited -
		March 31,	June 30,
		2025	2024
		----- Rupees -----	
Equity and liabilities			
Equity			
Share capital and reserves			
Authorized share capital	16	1,600,000,000	1,600,000,000
Issued, subscribed and paid up capital	17	250,000,000	250,000,000
Revenue reserve: Accumulated loss		(203,866,188)	(187,069,740)
Total equity		46,133,812	62,930,260
Liabilities			
Non-current liabilities			
Lease liabilities	18	9,496,887	45,040,944
Total non-current liabilities		9,496,887	45,040,944
Current liabilities			
Trade and other payables	19	14,729,313	10,659,050
Due to related parties		9,759,860	2,220,975
Unclaimed dividend	21	631,231	631,231
Provision for taxation	22	840,737	-
Total current liabilities		25,961,141	13,511,256
Total liabilities		35,458,028	58,552,200
Contingencies and Commitments			
23			
Total equity and liabilities		81,591,840	121,482,460

The annexed notes 1 to 41 form an integral part of these condensed interim financial statements.



Chief Executive Officer



Chief Financial Officer




Director


OILBOY ENERGY LIMITED
CONDENSED INTERIM STATEMENT OF PROFIT
OR LOSS (UN-AUDITED)
FOR THE NINE MONTHS ENDED MARCH 31, 2025

OILBOY
ENERGY LIMITED

	Note	9 months Ended		Quarter Ended	
		March 31,		March 31,	
		2025	2024	2025	2024
		----- Rupees -----			
Revenue	24	280,522,046	119,831,384	79,062,698	30,590,505
Cost of revenue	25	(274,873,380)	(123,084,906)	(74,925,178)	(32,166,618)
Gross (loss) / profit		5,648,666	(3,253,522)	4,137,520	(1,576,113)
Administrative expenses	26	(21,911,461)	(14,017,557)	(9,034,527)	(3,811,996)
Other operating expenses	27	-	(82,575)	-	-
Operating (loss) / profit		(16,262,795)	(17,353,654)	(4,897,007)	(5,388,109)
Other income	28	7,854,467	87,666	1,623,272	44,073
Other expenses	29	-	(920)	-	-
Finance cost	30	(5,206,350)	(8,322,811)	(16,885)	(1,373,799)
Levy		(834,846)			
(Loss) / profit before taxation		(14,449,524)	(25,589,719)	(3,290,620)	(6,717,835)
Taxation	31	(2,346,924)	(11,102,235)	(120,943,046)	(115,341)
(Loss) / profit after taxation		(16,796,448)	(36,691,954)	(124,233,666)	(6,833,176)
(Loss) / profit per share - basic and diluted	32	(0.67)	(1.65)	(4.97)	(0.27)




Chief Executive Officer


Chief Financial Officer


Director

OILBOY ENERGY LIMITED
CONDENSED INTERIM STATEMENT OF
COMPREHENSIVE INCOME (UN-AUDITED)
FOR THE NINE MONTHS ENDED MARCH 31, 2025

OILBOY
ENERGY LIMITED

	Note	9 Months Ended		Quarter Ended	
		Mar-31		Mar-31	
		2025	2024	2025	2024
		----- Rupees -----			

(Loss) / profit after taxation (16,796,448) (36,691,954) (124,233,666) (6,833,176)

Other comprehensive income:

- Items that may be subsequently reclassified in profit or loss
- Items that will not be subsequently reclassified in profit or loss

-	-	-	-
-	-	-	-


Other comprehensive income for the period ended.


Total comprehensive (loss) / income for the period ended

(16,796,448) (36,691,954) (124,233,666) (6,833,176)

The annexed notes 1 to 41 form an integral part of these condensed interim financial statements.




Chief Executive Officer


Chief Financial Officer



Director

OILBOY ENERGY LIMITED
CONDENSED INTERIM STATEMENT OF CHANGES IN
EQUITY (UN-AUDITED)
FOR THE NINE MONTHS ENDED MARCH 31, 2025


OILBOY
ENERGY LIMITED

	Share capital and reserves		Total
	Issued, subscribed and paid-up capital	Revenue reserve	
		Accumulated loss	
	----- Rupees -----		
Balance as at July 1, 2023	250,000,000	(159,780,446)	90,219,554
Total comprehensive loss			
Loss after taxation for the half year ended March 31, 2023 - restated	-	(36,691,954)	(36,691,954)
Other comprehensive income	-	-	-
Total comprehensive loss for the half year ended March 31, 2024	-	(36,691,954)	(36,691,954)
Balance as at March 31, 2023 (un-audited)	250,000,000	(196,472,400)	53,527,600
Balance as at July 01, 2024	250,000,000	(187,069,740)	62,930,260
Total comprehensive loss			
Loss after taxation for the half year ended March 31, 2025	-	(16,796,448)	(16,796,448)
Other comprehensive income	-	-	-
Total comprehensive loss for the period ended March 31, 2025	-	(16,796,448)	(16,796,448)
Balance as at March 31, 2025 (un-audited)	250,000,000	(203,866,188)	46,133,812

The annexed notes 1 to 41 form an integral part of these condensed interim financial statements.



Chief Executive Officer



Chief Financial Officer



Director





OILBOY ENERGY LIMITED
CONDENSED INTERIM STATEMENT OF CASH
FLOWS (UN-AUDITED)
FOR THE NINE MONTHS ENDED MARCH 31, 2025

OILBOY
ENERGY LIMITED

		Half Year Ended	
		March 31,	
		2025	2024
		----- Rupees -----	
CASH FLOWS FROM OPERATING ACTIVITIES			
Net cash (used in) / generated from operating activities	33	(6,283,681)	14,318,088
CASH FLOWS FROM INVESTING ACTIVITIES			
Payment for acquisition of fixed assets	4.1	(218,270)	(4,335,841)
Purchase of intangible assets	5.1	-	(1,000,000)
Net cash used in investing activities	B	(218,270)	(5,335,841)
CASH FLOWS FROM FINANCING ACTIVITIES			
Lease rental payments made during the period		(3,658,592)	(3,189,572)
Loan received		-	-
Net cash (used in)/generated from financing activities	C	(3,658,592)	(3,189,572)
Net increase / (decrease) in cash and cash equivalents (A+B+C)		(10,160,543)	5,792,675
Cash and cash equivalents at the beginning of the period		12,653,135	3,143,255
Cash and cash equivalents at the end of the period		2,492,592	8,935,930
CASH AND CASH EQUIVALENTS COMPRISES OF:			
Cash and bank balances	15	2,492,592	8,935,930
		2,492,592	8,935,930

The annexed notes 1 to 41 form an integral part of these condensed interim financial statements.


Chief Executive Officer


Chief Financial Officer


Director

