

3rd Quarter Report
March 31, 2025

DANDOT CEMENT COMPANY LIMITED

CONTENTS

Company Information	3
Directors' Report to the Shareholders	4
Condensed Statement of Financial Position	6
Condensed Interim Statement of Profit or Loss Account	8
Condensed Interim Statement of Comprehensive Income	9
Condensed Interim Cash Flow Statement	10
Condensed Interim Statement of Changes in Equity	11
Notes to the Condensed Interim Financial Statements	12
Directors' Report to the Shareholders (Urdu)	18



This page is left intentionally blank

COMPANY INFORMATION

Board of Directors (BOD)

Muhammad Farooq Naseem
Mrs. Roohi Farooq Naseem
Taha Muhammad Naseem
Zaka Muhammad Naseem
Jehanzeb Choudry
Murtaza Yousuf Mandviwala
Hamid Mahmood
Zafar ud Din Mahmood
Hassan Javed

Chairman of BOD

Chief Executive

Audit Committee

Zafar ud Din Mahmood
Muhammad Farooq Naseem
Hamid Mahmood

Member / Chairman

Member

Member

Human Resources & Remuneration Committee

Murtaza Yousuf Mandviwala
Muhammad Farooq Naseem
Taha Muhammad Naseem

Member / Chairman

Member

Member

Chief Financial Officer

Muhammad Kamran

Statutory Auditors

Parker Russell - A.J.S.
Chartered Accountants, Faisalabad

Company Secretary

Muhammad Kamran

Legal Advisor

International Legal Services

Bankers

The Bank of Punjab
United Bank Limited
National Bank of Pakistan
Habib Bank Limited
Bank Alfalah Limited
BankIslami Pakistan Limited
Bank Al-Habib Limited
Askari Bank Limited
JS Bank Limited
Meezan Bank Limited
Summit Bank
Allied Bank

Registered Office

5-Zafar Ali Road, Gulberg V, Lahore.
Telephone: +92-42-35758614-15

Factory

Dandot R.S., Distt. Jhelum.
Telephone: +92-544-211371, Fax: +92-544-211490

Share Registrar

Corplink (Pvt.) Limited.
Wings Arcade 1-K-Commercial, Model Town, Lahore.
Telephone: +92-42-35839182, Fax: +92-42-35869037

Website

www.dandotcement.com

DIRECTORS' REPORT TO THE SHAREHOLDERS

The Board of Directors presents the un-audited condensed financial statements of the company for the Period ended March 31, 2025.

Principal Activity and Operational Performance

Dandot Cement Company Limited is a Public Listed Company primarily engaged in the production and sale of cement. During the period, the company produced 285,296 metric tons of clinker. Cement production stood at 299,749 metric tons. Sales during the period reached 293,176 metric tons.

During the period, the company recorded gross sales of PKR 6.91 billion (Mar 2024: PKR 1.67 billion) and net sales of PKR 4.49 billion (Mar 2024: PKR 1.19 billion). However, the company incurred a gross profit of PKR 376.31 million (Mar 2024: PKR 92.06 million) and an operating profit of PKR 327.42 million (Mar 2024: PKR 61.09. million). The net loss amounted to PKR 99.31 million (Mar 2024: -PKR 129.55 million), translating to a loss per share of PKR 0.30 (Mar 2024: -PKR .52).

The company successfully completed its Balancing, Modernization, and Replacement (BMR) activities and commenced its operations during last year. Currently, the company is in operational phase and expected to have a positive financial impact through cost efficiency, streamlined processes, environmental compliance, and the production of high-quality cement. The primary reason for the pre-tax loss was due to not achieving the targeted production capacity, which was impacted by low market demand, raw material shortages and energy supply issues.

Due to the losses before tax sustained during the period, the Board of Directors has not recommended any dividend for the period.

Future Prospects

Domestic Market: Domestic cement dispatches saw a decline of 6.6%, reaching 27.46 million tons in March 2025, compared with 29.40 million tons from the previous period. This reduction is primarily attributed to a slowdown in mega infrastructure project. Key factors such as high interest rates and rising inflation further exacerbated the situation, impacting the overall demand in the domestic market.

Export Market: In contrast, the export sector displayed impressive growth, with volumes increasing by 28.08%, reaching 6.53 million tons in March 2025, compared 5.10 million tons from the previous period. This remarkable rise in exports can be linked to favorable pricing conditions in the international market.

Overall Dispatches: During the period, cement industry sales volume declined by 1.48%, compared to the previous period. This decline was driven by an increase in the price per bag of cement, primarily due to rising costs from high inflation, especially in fuel, power, raw materials, and royalties, which impacted overall demand in the domestic market.

Principal Risks, Uncertainties & Remedies

Your company faces the following key risks, uncertainties & remedies:

- The recently announced reduction in electricity tariff rates by prime minister is expected to enhance profitability of the company.
- Higher interest rates, affecting the cost of financing.
- Reduced government spending on infrastructure projects, lowering demand for cement.
- Political Instability, leading to higher production costs.
- The gradual improvement in foreign exchange reserves due to loan approved by IMF.

Company's Plan

Upon the commencement of operations after BMR, the management is actively working on various options to enhance the cement mill and to install a waste heat recovery plant. This initiative aims to reduce production costs through decreased electricity consumption, increase process reliability, and improve sustainability. To support this endeavor, the company has approached various investors and financial institutions to raise fresh capital to finance this project. Further, we are dedicated to putting green and eco-friendly project into action, such as planting trees close to production sites and working to improve the quality of the local environment by lowering dust emissions.

Subsequent Events

All subsequent events have been properly disclosed in the relevant notes to the un-audited financial statements of the company.

Acknowledgment

The board of directors is thankful to all stakeholders including but not limited to bankers, employees, suppliers, distributors as well as regulators and shareholders for their continued support, cooperation and trust especially in crises tenure faced by the company in the current period.



MUHAMMAD FAROOQ NASEEM
Chairman
Lahore: April 29, 2025



TAHA MUHAMMAD NASEEM
Chief Executive

Condensed Statement of Financial Position

		(Un-Audited) Mar 31, 2025	(Audited) June 30, 2024
	Note	(Rupees in thousand)	
EQUITY AND LIABILITIES			
SHARE CAPITAL AND RESERVES			
Authorized capital		5,000,000	5,000,000
Issued, subscribed and paid up share capital		3,163,551	3,163,551
Share premium reserve		1,603,161	1,603,161
Accumulated loss		(5,719,573)	(5,669,654)
Revaluation surplus on property, plant and equipment		3,149,618	3,199,013
Long term loan from related parties	5	1,739,303	1,724,303
		3,936,060	4,020,374
NON CURRENT LIABILITIES			
Long term financing from banking companies ⁶		2,744,579	2,811,733
Government grant		368,461	451,536
Lease liabilities		571,176	570,057
Payable to provident fund trust		128,009	140,702
Other loans and liabilities		-	-
Deferred liabilities		2,287,444	2,266,299
Long term advances and deposits		21,886	24,386
		6,121,554	6,264,713
CURRENT LIABILITIES			
Trade and other payables		1,190,103	1,667,372
Deposits, accrued liabilities and advances		724,020	441,835
Unclaimed dividend		1,082	1,082
Payable to provident fund trust		21,654	8,754
Mark up accrued		179,563	193,040
Short term financing from banking companies		295,933	292,064
Short term financing from related parties		595,000	90,000
Current portion of non current liabilities		488,324	398,821
Current portion of government grant		110,746	117,400
Provision for levy and taxation		-	28,449
		3,606,426	3,238,815
CONTINGENCIES AND COMMITMENTS			
	7	-	-
		13,664,040	13,523,903

The annexed notes from 1 to 13 form an integral part of these condensed interim financial statements.



TAHA MUHAMMAD NASEEM
Chief Executive




MUHAMMAD KAMRAN
Chief Financial Officer

As at March 31, 2025

	Note	(Un-Audited) Mar 31, 2025 (Rupees in thousand)	(Audited) June 30, 2024
ASSETS			
NON CURRENT ASSETS			
PROPERTY, PLANT AND EQUIPMENT			
Operating fixed assets	8	11,981,737	12,242,169
Capital work in progress		10,460	10,545
Intangible assets		846	958
Long term deposits and prepayments		59,190	59,190
		12,052,233	12,312,862
CURRENT ASSETS			
Stores, spares and loose tools		577,101	367,739
Stock in trade		399,931	273,556
Trade debts		64,614	87,999
Loans and advances		17,841	18,975
Income taxes paid/tax deducted at source		119,338	79,422
Trade deposits, short term prepayments and current account balances with statutory authorities		390,695	361,627
Cash and bank balances		42,287	21,724
		1,611,807	1,211,041
		13,664,040	13,523,903

Zaka Seen

ZAKA MUHAMMAD NASEEM
Director

Condensed Interim Statement of Profit or Loss Account (Un-Audited)

For the Period ended March 31, 2025

	Nine Month Ended		Third Quarter Ended	
	March 31, 2025	March 31, 2024	March 31, 2025	March 31, 2024
	(Rupees in thousand)		(Rupees in thousand)	
Sales				
Local sales	6,912,485	1,667,830	2,254,079	1,667,830
Less: Excise duty	1,172,711	167,896	396,981	167,896
Sales tax	1,242,206	306,815	396,263	306,815
Commission / discount	5,432	1,556	1,842	1,556
	2,420,349	476,267	795,086	476,267
Net sales	4,492,135	1,191,563	1,458,992	1,191,563
Cost of sales	(4,115,821)	(1,099,508)	(1,328,376)	(1,099,508)
Gross profit	376,314	92,055	130,616	92,055
Operating expenses				
Distribution cost	(10,277)	(1,942)	(550)	(1,942)
Administrative expenses	(38,616)	(29,027)	(12,690)	(11,292)
	(48,893)	(30,969)	(13,240)	(13,234)
Operating profit / (loss)	327,421	61,086	117,376	78,821
Other operating income / (expenses) - net	(1,839)	583	(245)	196
	325,582	61,669	117,130	79,017
Finance costs	(476,638)	(196,487)	(148,018)	(75,577)
(Loss) / profit before levy and taxation	(151,056)	(134,818)	(30,888)	3,440
Levy	(56,227)	(14,902)	(18,263)	(14,897)
(Loss) / profit before taxation	(207,283)	(149,720)	(49,150)	(11,457)
Taxation:				
Current	-	-	-	-
Deferred	107,969	20,173	43,523	6,724
	107,969	20,173	43,523	6,724
Loss after taxation	(99,314)	(129,547)	(5,627)	(4,733)
Earnings Per Share- Basic and Diluted	(0.30)	(0.52)	(0.02)	(0.02)

The annexed notes from 1 to 13 form an integral part of these condensed interim financial statements.



TAHA MUHAMMAD NASEEM
Chief Executive



MUHAMMAD KAMRAN
Chief Financial Officer



ZAKA MUHAMMAD NASEEM
Director

Condensed Interim Statement of Comprehensive Income (Un-Audited)

For the Period ended March 31, 2025

	Nine Month Ended		Third Quarter Ended	
	March 31, 2025	March 31, 2024	March 31, 2025	March 31, 2024
	(Rupees in thousand)		(Rupees in thousand)	
Loss for the period	(99,314)	(129,547)	(5,627)	(4,733)
Other comprehensive income	-	-	-	-
Total comprehensive loss for the period	(99,314)	(129,547)	(5,627)	(4,733)


The annexed notes from 1 to 13 form an integral part of these condensed interim financial statements.



TAHA MUHAMMAD NASEEM
Chief Executive



MUHAMMAD KAMRAN
Chief Financial Officer



ZAKA MUHAMMAD NASEEM
Director

Condensed Interim Cash Flow Statement (Un-Audited)

For the Half Year ended March 31, 2025

	March 31, 2025 (Rupees in thousand)	March 31, 2024 (Rupees in thousand)
CASH FLOWS FROM OPERATING ACTIVITIES		
Loss before taxation and levies	(151,056)	(134,818)
Adjustments of items not involving movement of cash:		
Depreciation	306,620	31,020
Amortization	113	113
Trade payable written off	1,966	-
Realized exchange loss	454	-
Unwinding of provident fund mark up	9,807	9,156
Increment of interest on lease	53,540	-
Unwinding of long term finances	103,221	99,872
Finance cost	359,795	83,504
	<u>835,516</u>	<u>223,665</u>
Operating cash generated before working capital changes	684,460	88,847
(Increase)/decrease in operating assets:		
Stores, spares and loose tools	(209,363)	(36,412)
Stock in trade	(126,375)	(317,522)
Trade debts	23,386	(84,614)
Loans and advances	1,133	1,303
Trade deposits, short term prepayments and current account balances with statutory authorities	(29,068)	(14,517)
Increase / (decrease) in current liabilities:		
Trade and other payables	(479,689)	807,171
Deposits, accrued liabilities and advances	282,185	164,499
Payable to Provident fund trust	(9,599)	(7,755)
	<u>(547,390)</u>	<u>512,153</u>
Cash generated from operating activities	137,070	601,000
Long term deposits and prepayments	(2,500)	17,671
Finance cost paid	(244,159)	(125,193)
Short term lease payments	(40,906)	-
Income taxes/levy paid	(124,592)	(2,402)
Net Cash (Used In)/Generated From Operating Activities	(275,086)	491,076
CASH FLOWS FROM INVESTING ACTIVITIES		
Fixed capital expenditures	(46,188)	-
Capital work in progress	85	(1,290,722)
Long term deposits and advances	-	-
Net Cash Used In Investing Activities	(46,103)	(1,290,722)
CASH FLOWS FROM FINANCING ACTIVITIES		
Receipts from due to related parties	15,000	-
Short term financing received from related parties	505,000	670,000
Long term loan repaid to banking companies	(232,117)	(110,825)
Long term loan received from banking companies	50,000	-
Short term financing received from banking companies	3,869	249,571
Net Cash Inflows From Financing Activities	341,752	808,746
Net Increase in Cash and Cash Equivalents	20,563	9,100
Cash and Cash Equivalents at Beginning of the Period	21,724	11,270
Cash and Cash Equivalents at End of the Period	42,287	20,370


The annexed notes from 1 to 13 form an integral part of these condensed interim financial statements.



TAHA MUHAMMAD NASEEM
Chief Executive



MUHAMMAD KAMRAN
Chief Financial Officer



ZAKA MUHAMMAD NASEEM
Director

Condensed Interim Statement of Changes in Equity (Un-Audited)

For the Half Year ended March 31, 2025

	Share Capital	Capital Reserve	Share Deposit Money			Revenue Reserves	Capital Reserve	Loan From Holding Company	Total
		Share premium reserve	Face value	Premium	Total value	Accumulated loss	Revaluation surplus on property, plant and equipment		
←----- R U P E S "000"-----→									
Balance as at June 30, 2023 - Audited	2,481,733	787,988	-	-	-	(5,755,932)	2,201,860	2,539,303	2,254,952
Total comprehensive loss for the period	-	-	-	-	-	(129,547)	-	-	(129,547)
Loan received during the period - net	-	-	-	-	-	-	-	670,000	670,000
Loan transferred to share deposit money	-	-	681,818	818,182	1,500,000	-	-	(1,500,000)	-
Incremental depreciation on revaluation surplus on property, plant and equipment - net of deferred tax	-	-	-	-	-	49,389	(49,389)	-	-
Depreciation related to cost of sale & distribution	-	-	-	-	-	(59,330)	-	-	(59,330)
Balance as at March 31, 2024 - Unaudited	2,481,733	787,988	681,818	818,182	1,500,000	(5,895,420)	2,152,472	1,709,303	2,736,076
Balance as at June 30, 2024 - Audited	3,163,551	1,603,161	-	-	-	(5,669,654)	3,199,013	1,724,303	4,020,374
Total comprehensive loss for the period	-	-	-	-	-	(99,314)	-	-	(99,314)
Loan received during the period - net	-	-	-	-	-	-	-	15,000	15,000
Incremental depreciation on revaluation surplus on property, plant and equipment - net of deferred tax	-	-	-	-	-	49,395	(49,395)	-	-
Balance as at March 31, 2025 - Unaudited	3,163,551	1,603,161	-	-	-	(5,719,573)	3,149,618	1,739,303	3,936,060


The annexed notes from 1 to 13 form an integral part of these condensed interim financial statements.



TAHA MUHAMMAD NASEEM
Chief Executive



MUHAMMAD KAMRAN
Chief Financial Officer



ZAKA MUHAMMAD NASEEM
Director

Notes to the Condensed Interim Financial Statements (Un-Audited)

For the Half Year ended March 31, 2025

1 THE COMPANY AND ITS OPERATIONS

- 1.1 The Company is a public limited Company incorporated in Pakistan and is listed on Pakistan Stock Exchange. The Company started its production on 1983 and has been engaged in production and marketing of cement. Since 2019, the company is a subsidiary of Calicom Industries (Pvt.) Limited (Holding Company) and acquired under the Listed Companies (Substantial Acquisition of Voting Shares and Takeovers) Regulations, 2017. The registered office of the company is situated at 5- Zafar Ali Road, Gulberg-V, Lahore and manufacturing unit of the company is situated at Dandot Railway Station, Distric Jhelum, Pakistan.
- 1.2 After the BMR, the company's operations have started smoothly and have a positive financial impact on the companies cashflows through cost efficiency, streamlined processes, environmental compliance, and the production of high-quality cement. Hence, the management of the company is fully confident that the company will continue its operations as a going concern. Accordingly, these condensed interim financial statements have been prepared on a going concern basis and do not include any adjustments relating to the recoverability and classification of recorded assets and liabilities that may be necessary if the company is unable to continue as a going concern. However, company's current period net loss amounting PKR 99.314 million, accumulated loss was PKR 5,719.57 million and the company's current liabilities are exceeding its current assets by PKR 1,994.62 million that indicate a material uncertainty exists that may cast a significant doubt on the company's ability to continue as a going concern, and the company may not be able to realize its assets and discharge its liabilities in the normal course of business.

2 BASIS OF PREPARATION

2.1 Statement Of Compliance

These condensed interim financial statements of the Company for the period ended March 31, 2025 have been prepared in accordance with the accounting and reporting standards applicable in Pakistan for interim financial reporting. The accounting and reporting standards as applicable in Pakistan for interim financial reporting comprise of:

- International Accounting Standard 34, 'Interim Financial Reporting' (IAS 34), issued by the International Accounting Standards Board (IASB) as notified under the Companies Act, 2017 (the Act); and
- Where the provisions of and directives issued under the Companies Act, 2017.

Where the provisions of or directives issued under the Act differ with the requirements of IAS 34, the provisions of and directives issued under the Companies Act, 2017 have been followed.

- 2.2 These condensed interim financial statements do not include all the information and disclosures required in the annual audited financial statements, and should be read in conjunction with the Company's annual audited financial statements for the year ended June 30, 2024.

2.3 Basis Of Measurement

These condensed interim financial statements have been prepared under the historical cost convention except for recognition of staff retirement benefits at present value based on actuarial valuation and foreign currency assets and liabilities which are stated at the exchange rate on the date of condensed interim statement of financial position.

These condensed interim financial statements have been prepared following accrual basis of accounting except for condensed interim statement of cash flows or disclosed in relevant note to these condensed interim financial statements if any.

2.4 Functional And Presentation Currency

These condensed interim financial statements have been prepared and presented in Pakistani Rupee which is the Company's functional and presentation currency.

3 SIGNIFICANT ACCOUNTING POLICIES

The accounting policies and methods of computation adopted in the preparation of these condensed interim financial statements are consistent with those applied in the preparation of the annual audited financial statements for the year ended June 30, 2024 except those which are disclosed in these condensed interim financial statements.

4 ACCOUNTING ESTIMATES AND JUDGEMENTS

The preparation of interim financial statements requires management to make judgements, estimates and assumptions that affect the application of accounting policies and the reported amounts. Actual results may differ from these judgements, estimates and assumptions.

Judgements and estimates made by the management in the preparation of these condensed interim financial statements are the same as those applied in the annual audited financial statements of the Company for the year ended June 30, 2024.

		March 31, 2025 (Rupees in thousand) (Un-audited)	June 30, 2024 (Audited)
	Note		
5 LONG TERM LOAN FROM HOLDING COMPANY			
Un-secured and interest free			
Loan from Calicom Industries (Pvt.) Ltd	5.1	2,539,303	1,529,303
Loan From Tetra Engineering (Pvt.) Ltd	5.2	210,000	195,000
		<u>2,749,303</u>	<u>1,724,303</u>
5.1 Loan from Holding Company - Calicom Industries (Private) Limited			
Balance as at July 01,		2,539,303	2,539,303
Add: Loan obtained during the year - net		-	490,000
Less: Transferred to:			
- Share capital		(681,818)	-
- Share premium reserve		-	(818,182)
Balance as at March 31,		<u>2,539,303</u>	<u>1,529,303</u>
5.2	During the previous year, the Company has entered an arrangement with Tetra Engineering Private Limited, an associated company due to common directorship for interest free and un-secured loan of Rs. 500,000,000 in several installments, from time to time on need basis, for the completion of the BMR and other related projects and to support the working capital requirements of the Company and the loan has been utilised for the aforesaid purposes. The loan will be converted into equity at a pre-determined price.		

March 31, June 30,
2025 2024
(Rupees in thousand)
(Un-audited) (Audited)

6 LONG TERM FINANCING FROM BANKING COMPANIES

Financing under:

- Demand finance facility - The Bank of Punjab (BOP)
- Temporary economic refinance facility (TERF)

Less: Current portion

2,238,833	2,183,252
935,271	980,018
<u>3,174,103</u>	<u>3,163,270</u>
<u>(429,525)</u>	<u>(351,537)</u>
<u>2,744,579</u>	<u>2,811,733</u>

6.1 There is no change in terms and condition of these loans which are disclosed in financial statements for the year ended June 30, 2024.

7 CONTINGENCIES AND COMMITMENTS

There has been no significant change in contingencies and commitments since the date of preceding published annual financial statements as at June 30, 2024.

8 OPERATING FIXED ASSETS

Opening fixed assets at WDV

Additions

Revaluation surplus for the year

Less: Depreciation for the period

12,242,169	4,016,153
46,188	7,003,081
-	1,427,317
<u>12,288,357</u>	<u>12,446,551</u>
<u>(306,620)</u>	<u>(204,382)</u>
<u>11,981,738</u>	<u>12,242,169</u>

9 TRANSACTIONS WITH RELATED PARTIES

All transactions with related parties have been properly disclosed in the relevant notes of these un-audited condensed financial statements except transactions carried out during the period as follows:

Name	Relationship	Nature of transaction	March 31, 2025 (Rupees in thousand) (Un-audited)	June 30, 2024 (Audited)
Digital World Pakistan Pvt Ltd	Associated Company due to common director	Loan Received	575,000	116,000
		Loan Repaid	70,000	36,000
Tetra Engineering Private Limited	Associated Company due to common director	Loan convertible in equity	15,000	195,000
Tetra Ready Mix Private Limited	Associated Company due to common director	Sale of goods at fair value	79,228	117,809
		Receipts against sale of goods	130,376	66,661

10 FINANCIAL RISK MANAGEMENT

The Company's financial risk management objectives and policies are consistent with those disclosed in the preceding audited annual published financial statements of the Company for the year ended June 30, 2024.

11 CORRESPONDING FIGURES

Corresponding figures have been rearranged and reclassified, wherever necessary, for the purpose of comparison. However, no significant rearrangements or reclassifications have been made in this condensed interim financial statements.

12 DATE OF AUTHORIZATION

These condensed interim financial statements were authorized for issue on April 29, 2025 by the Board of Directors of the company.

13 FIGURES


Figures in this condensed interim financial statements have been rounded off to the nearest thousand of Rupee unless otherwise stated.



TAHA MUHAMMAD NASEEM
Chief Executive



MUHAMMAD KAMRAN
Chief Financial Officer



ZAKA MUHAMMAD NASEEM
Director


کی سرمایہ کاری کے لئے مزید سرمایہ اکٹھا کیا جاسکے۔

مابعد واقعات

کمپنی کی غیر پڑتال شدہ مالیاتی گوشواروں کے متعلقہ نوٹس میں بعد واقعات کو مناسب طریقے سے ظاہر کیا گیا ہے۔

اظہار تشکر

بورڈ آف ڈائریکٹرز اپنے تمام اسٹیک ہولڈرز بشمول بینکرز، ملازمین، سپلائرز، ڈسٹری بیوٹرز بمعہ ریگولیٹرز اور شیئر ہولڈرز کی خصوصاً حالیہ مدت میں کمپنی کو درپیش بحرانوں کے دوران لگاتار سپورٹ، تعاون اور بھروسہ کے لئے تہہ دل سے شکر گزار ہیں۔



طہ محمد نسیم
چیف ایگزیکٹو



محمد فاروق نسیم
چیرمین

لاہور: 29 اپریل، 2025ء

مارچ 2025ء میں 27.46 ملین ٹن تک پہنچ گئی۔ اس کمی کو ابتدائی طور پر بڑے انفراسٹرکچر پروجیکٹ میں سست روی سے منسوب کیا جاتا ہے۔ بلند شرح سود اور بڑھتی ہوئی مہنگائی جیسے اہم عوامل نے حالات کو ابتر کر دیا جس سے ملکی منڈیوں کی مجموعی طلب پر اثرات مرتب ہوئے۔

برآمدی منڈی: اس کے برعکس، برآمدی شعبے نے متاثر کن ترقی پیش کی جس کے چلتے گذشتہ مدت میں برآمدی حجم 5.10 ملین ٹن کی نسبت 28.08% اضافے کے ساتھ 6.53 ملین ٹن تک پہنچ گیا۔ برآمدات میں خاطر خواہ اضافہ بین الاقوامی منڈی میں موافق قیمتوں سے منسوب کیا جاتا ہے۔

مجموعی سپلائی: مذکورہ مدت کے دوران، سیمنٹ انڈسٹری کی سیلز کے حجم میں گذشتہ برس کی نسبت 1.48% کمی واقع ہوئی۔ یہ کمی افراط زر کی بلند شرح خصوصاً ایندھن، بجلی، خام مال اور رائلٹیز کی قیمتوں میں اضافے کے باعث فی سیمنٹ بیگ کی قیمت میں اضافے کے باعث واقع ہوئی جس نے مقامی منڈی میں مجموعی طلب کو متاثر کیا۔

بنیادی خطرات، غیر یقینی اور بچاؤ

آپ کی کمپنی مندرجہ ذیل خطرات اور بے یقینی کی صورتحال سے دوچار ہے:

- پرائم منسٹر کی طرف سے بجلی کے نرخوں میں حال ہی میں اعلان کردہ کمی سے کمپنی کے منافع میں اضافہ متوقع ہے
- بلند شرح سود جس نے قرضوں پر لاگت کو متاثر کیا
- انفراسٹرکچر پروجیکٹس میں حکومتی اخراجات میں کمی نے سیمنٹ کی طلب کم کی
- سیاسی عدم استحکام جس کے باعث پیداواری لاگت میں اضافہ ہوا
- IMF کی جانب سے قرض کی منظوری کے باعث غیر ملکی زرمبادلہ کے ذخائر میں بتدریج بہتری

کمپنی کا منصوبہ

BMR کے بعد آپریشنز کے آغاز پر انتظامیہ سیمنٹ مل میں توسیع اور ویسٹ ہیٹ ریکوری پلانٹ کی تنصیب کے لئے متعدد آپشنز پر کام کر رہی ہے۔ اس اقدام کا مقصد بجلی کی کم کھپت، پرائسز پر انحصار میں اضافہ اور پائیداری کے ذریعے پیداواری لاگت میں کمی ہے۔ اس جدوجہد میں مدد کے لئے، کمپنی نے کئی سرمایہ داروں اور مالیاتی اداروں سے رابطہ کیا ہے تاکہ اس پروجیکٹ

ڈائریکٹرز کی رپورٹ برائے شیئر ہولڈرز

بورڈ آف ڈائریکٹرز 31 مارچ 2025ء کو اختتام پذیر مدت کے لئے کمپنی کی غیر پڑتال شدہ منجمد مالیاتی گوشواروں کے ہمراہ پیش کرتے ہیں۔

بنیادی کاروباری سرگرمی اور آپریشنل کارکردگی

ڈنڈوٹ سیمنٹ کمپنی لمیٹڈ ایک پبلک لمیٹڈ کمپنی ہے جو بنیادی طور پر سیمنٹ کی پیداوار و فروخت کے کاروبار سے منسلک ہے۔ زیر مذکورہ مدت کے دوران، کمپنی نے 285,296 میٹرک ٹن کلنکر تیار کیا۔ سیمنٹ کی پیداوار 299,749 میٹرک ٹن رہی۔ مذکورہ مدت کے دوران سیلز 293,176 میٹرک ٹن تک پہنچ گئی۔

مالیاتی مدت کے دوران، کمپنی نے کل سیلز 6.91 بلین روپے (مارچ 2024: 1.67 بلین روپے) اور خالص سیلز 4.49 بلین روپے (مارچ 2024: 1.19 بلین روپے) ریکارڈ کی۔ البتہ، کمپنی نے 376.31 ملین روپے (مارچ 2024: 92.06 ملین روپے) کل منافع اور 327.42 ملین روپے (مارچ 2024: 61.09 ملین روپے) آپریٹنگ منافع حاصل کیا۔ خالص خسارہ 99.31 ملین روپے (مارچ 2024: 129.55- ملین روپے خالص خسارہ) درج ہوا جس کے باعث فی حصص خسارہ 0.30 روپے (مارچ 2024: 0.52- روپے) ریکارڈ ہوا۔

کمپنی نے کامیابی سے بیلنسنگ، ماڈرنائزیشن اور ریپلیسمنٹ (BMR) سرگرمیاں مکمل کیں اور گزشتہ برس کے دوران اپنے آپریشنز کا آغاز کیا۔ فی الوقت، کمپنی آپریشنل مرحلے میں ہے اور لاگت پر کنٹرول، پروسیس میں روانی، ماحولیاتی تقاضوں پر عمل درآمد اور اعلیٰ معیار کے سیمنٹ کی پیداوار کے ذریعے مثبت مالیاتی اثرات پیدا کرنے کے لئے پرعزم ہے۔ ٹیکس کی ادائیگی سے قبل خسارہ کی بنیادی وجوہات میں مطلوبہ پیداواری استعداد کے حصول میں ناکامی ہے جو منڈی کی طلب، خام مال کی قلت، توانائی کے سپلائی معاملات اور ماحولیاتی تقاضوں پر عمل درآمد کے لئے پالیسی میں رد و بدل شامل ہیں۔

مذکورہ مدت کے دوران خسارہ بمعہ ٹیکسیشن کے باعث بورڈ آف ڈائریکٹرز نے مذکورہ مدت کے لئے کوئی منافع منقسمہ تجویز نہ کیا ہے۔

مستقبل کے امکانات

مقامی منڈی: ملکی سطح پر سیمنٹ کی سپلائی میں 6.6% تک کمی واقع ہوئی جو گزشتہ مدت میں 29.40 ملین ٹن سے